



US00D972914S

(12) **United States Design Patent**
Wang

(10) **Patent No.:** **US D972,914 S**

(45) **Date of Patent:** **** Dec. 20, 2022**

- (54) **COMBINATION PADLOCK**
- (71) Applicant: **Changjiang Wang**, Zhejiang (CN)
- (72) Inventor: **Changjiang Wang**, Zhejiang (CN)

D695,589	S	*	12/2013	Stevens	D8/334
D805,509	S	*	12/2017	Hua	D14/334
D828,141	S	*	9/2018	Yang	D8/330
D900,590	S	*	11/2020	Li	D8/334
D918,013	S	*	5/2021	Yang	D8/333
2020/0347642	A1	*	11/2020	Yang	E05B 17/10

(**) Term: **15 Years**

OTHER PUBLICATIONS

- (21) Appl. No.: **29/760,003**
- (22) Filed: **Nov. 27, 2020**
- (51) **LOC (13) Cl.** **08-07**
- (52) **U.S. Cl.**
USPC **D8/334; D8/333**
- (58) **Field of Classification Search**
USPC D8/334, 333, 343, 339, 335, 330, 331,
D8/332; D99/28, 34, 35, 36
CPC E05B 77/00; E05B 71/00; E05B 67/36;
E05B 65/00; E05B 67/063; E05B 13/10;
E05B 2047/0084; E05B 77/28; E05B
37/00; E05B 2047/0068; E05B
2047/0024; E05B 85/10; E05B 37/025;
E05B 41/00
See application file for complete search history.

Pegelong 4 Pack Combination Lock, by Pegelong on Amazon.com. Dated Mar. 14, 2022. Found online [Jun. 24, 2022]. https://www.amazon.com/dp/B09VGKFM8W/ref=sbl_dpx_home-improvement-hardware-padlocks_B09LHHJP3M_0.*

Puroma 2 Pack Commination Lock, by Puroma on Amazon.com. Dated Nov. 10, 2021. Found online [Jun. 24, 2022]. https://www.amazon.com/dp/B09LHHJP3M/ref=sbl_dpx_home-improvement-hardware-padlocks_B09VGKFM8W_0.*

* cited by examiner

Primary Examiner — Marissa J Cash
Assistant Examiner — Kayla Marie Bennett

(57) **CLAIM**

The ornamental design for a combination padlock, as shown and described.

DESCRIPTION

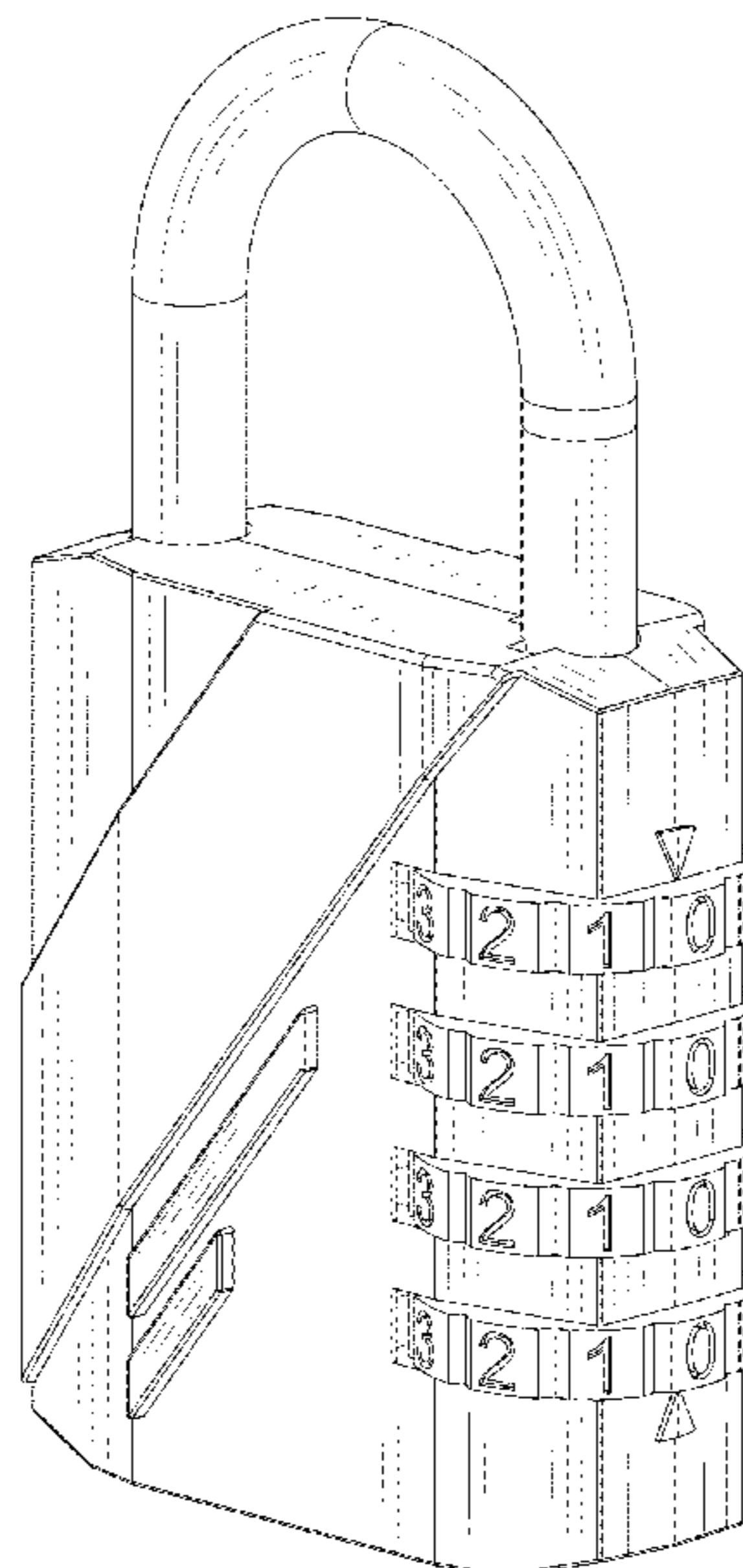
FIG. 1 is a perspective view of a combination padlock showing my new design;
FIG. 2 is a front elevational view thereof;
FIG. 3 is a rear elevational view thereof;
FIG. 4 is a left side elevational view thereof;
FIG. 5 is a right side elevational view thereof;
FIG. 6 is a top plan view thereof; and,
FIG. 7 is a bottom plan view thereof.
The broken lines throughout the drawing figures depict portions of the combination padlock that form no part of the claimed design.

1 Claim, 7 Drawing Sheets

(56) **References Cited**

U.S. PATENT DOCUMENTS

887,695	A	*	5/1908	Roman	E05B 37/025 70/25
D262,390	S	*	12/1981	Pippus	D8/334
D294,453	S	*	3/1988	Ling	D8/334
D434,635	S	*	12/2000	Ruan	D8/334
D434,966	S	*	12/2000	Ling	D8/334
D451,002	S	*	11/2001	Lai	D8/334
D477,209	S	*	7/2003	Yu	D8/334
D495,579	S	*	9/2004	Yu	D8/330
D497,303	S	*	10/2004	Sun	D8/334
D535,548	S	*	1/2007	Lin	D8/334
D554,471	S	*	11/2007	Ho	D8/333
D639,635	S	*	6/2011	Kemppainen	D8/334
D659,506	S	*	5/2012	Kemppainen	D8/334






FIG. 1

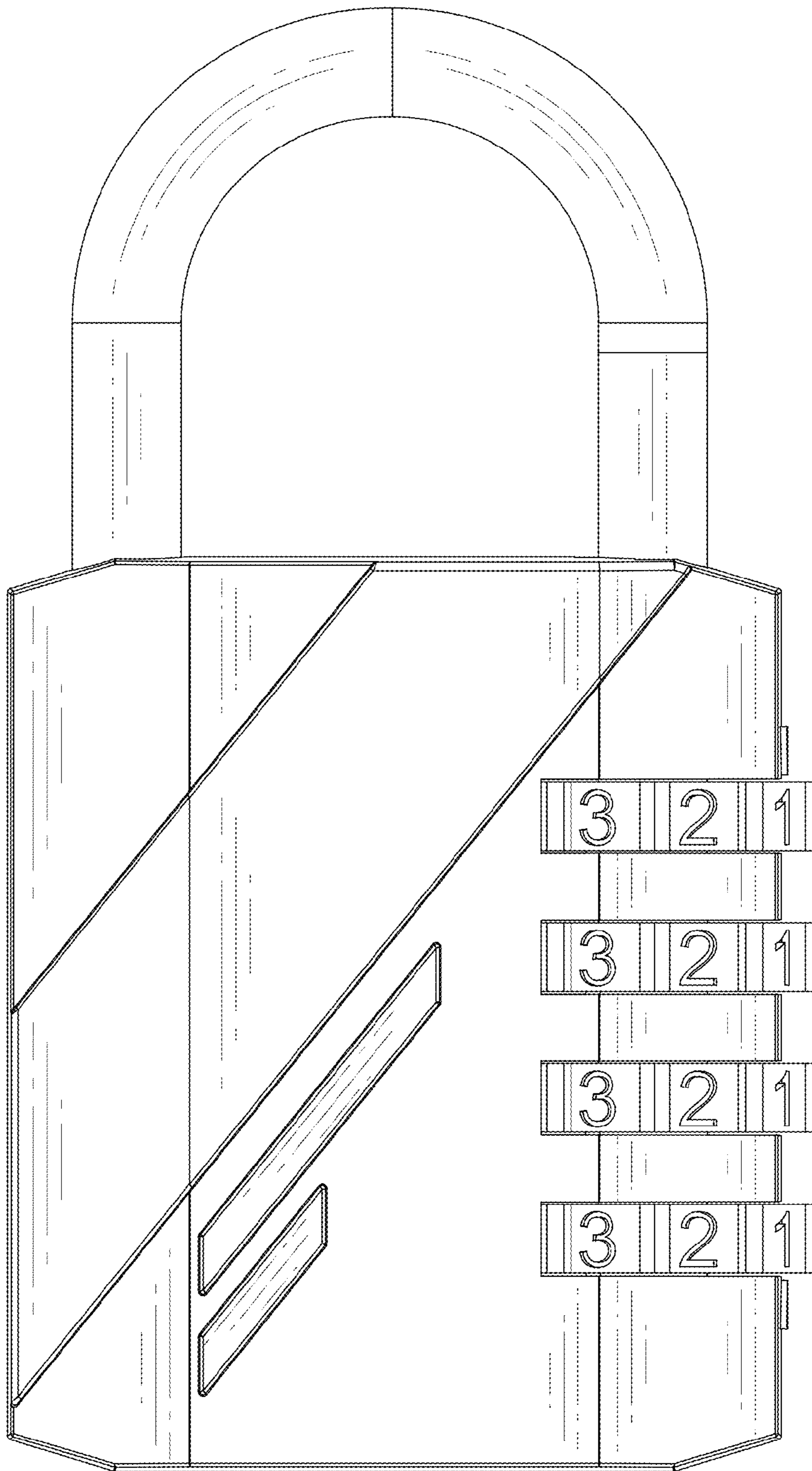


FIG. 2




FIG. 3

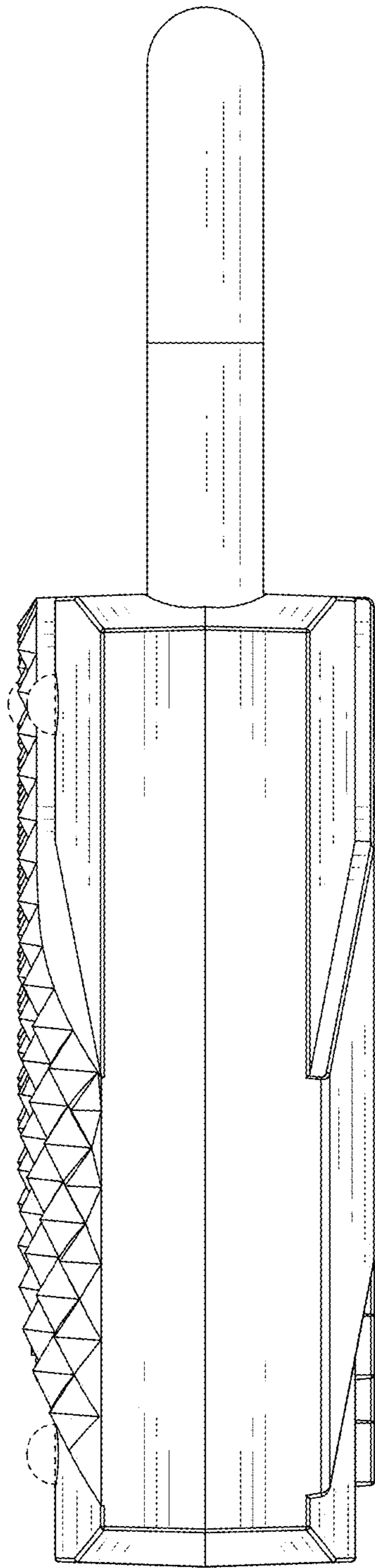


FIG. 4

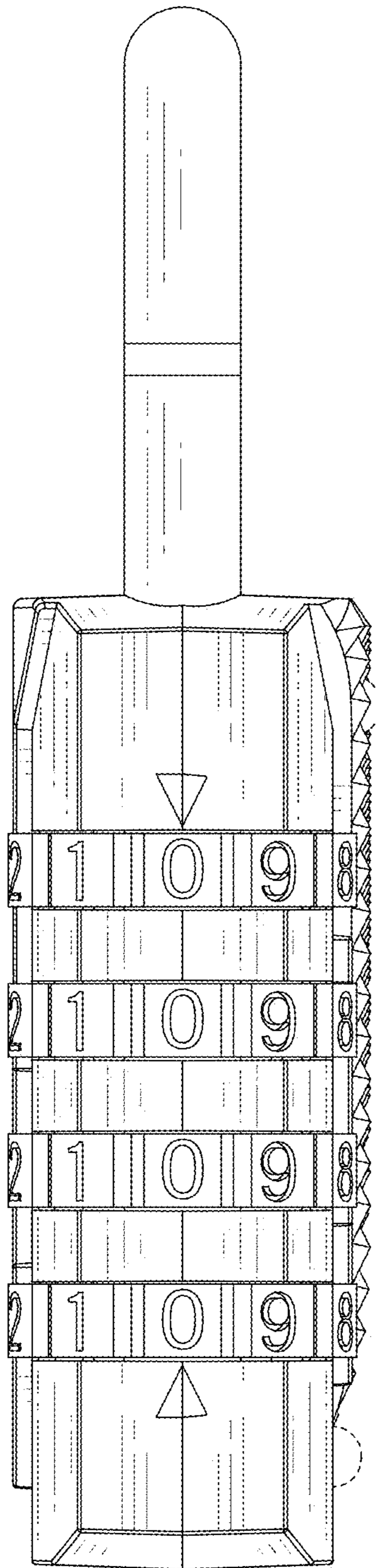


FIG. 5

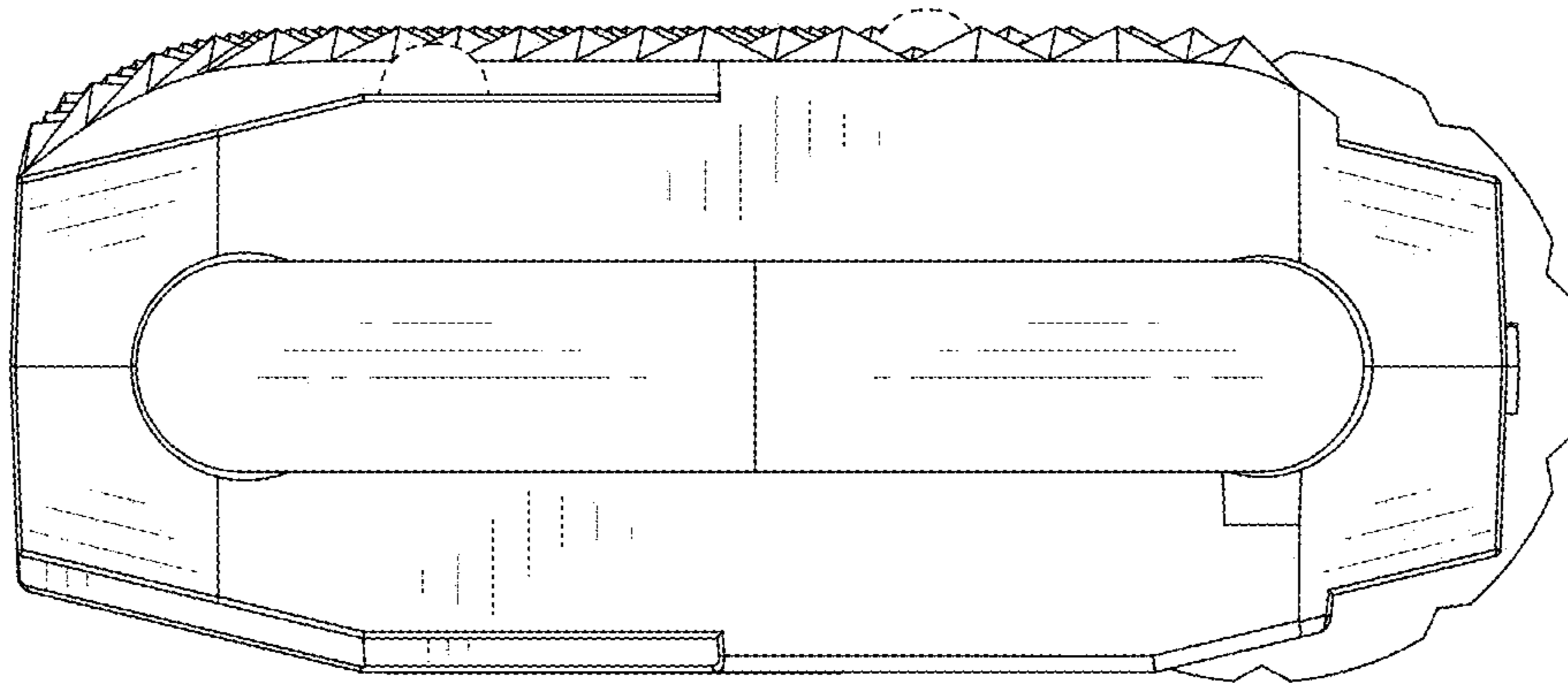


FIG. 6

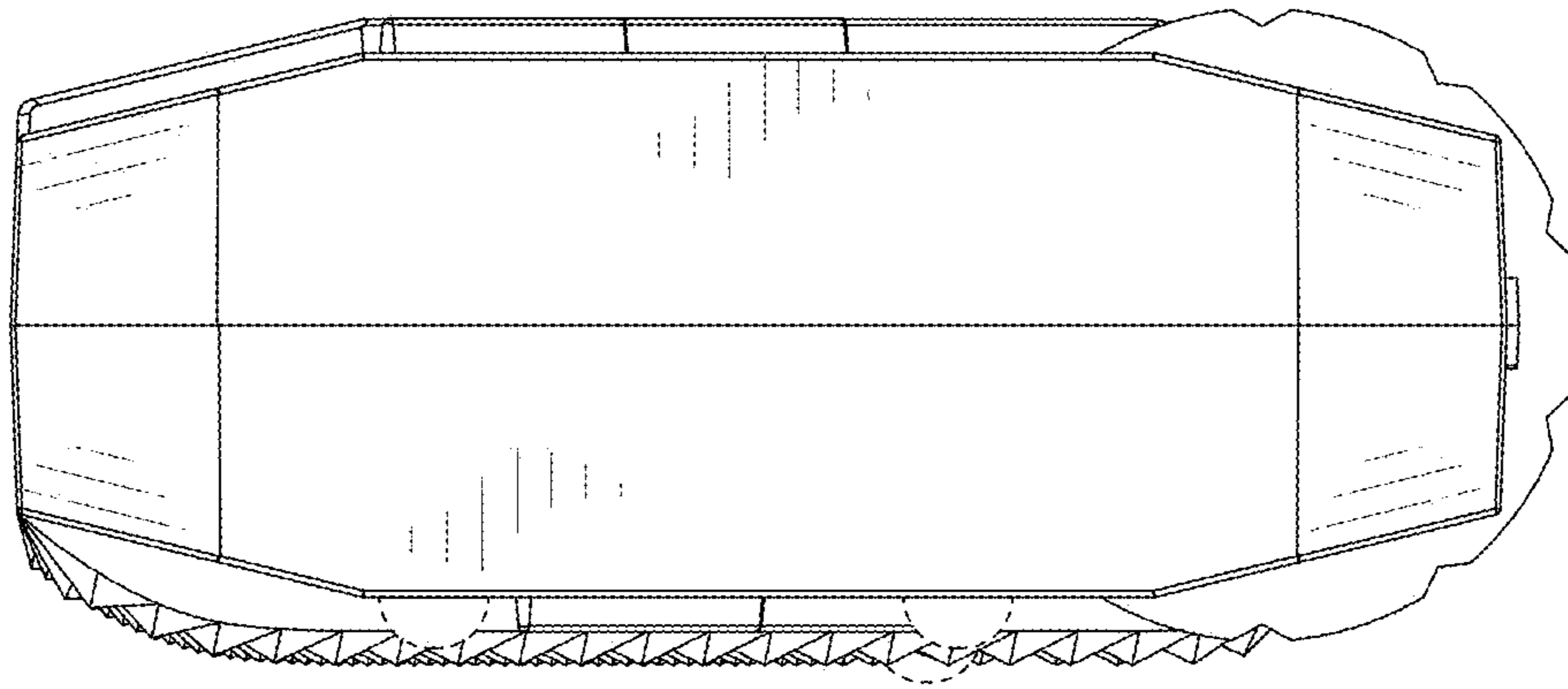


FIG. 7