



US00D972912S

(12) **United States Design Patent**
Lizotte

(10) **Patent No.:** **US D972,912 S**
(45) **Date of Patent:** **** Dec. 20, 2022**

(54) **HANDLE WITH INTEGRATED ACTIVATION
BUTTON FOR VERTICAL DRAWER**

Primary Examiner — Lauren R Calve

(71) Applicant: **ROUSSEAU METAL INC.,**
St-Jean-Port-Joli (CA)

(57) **CLAIM**

The ornamental design for a handle with integrated activation button for vertical drawer, as shown and described.

(72) Inventor: **Gerry Lizotte,** La Pocatiere (CA)

(**) Term: **15 Years**

DESCRIPTION

(21) Appl. No.: **35/512,544**

1. Handle with integrated activation button for vertical drawer

(22) Filed: **Mar. 16, 2021**

1.1 : Perspective

(80) **Hague Agreement Data**

Int. Filing Date: **Mar. 16, 2021**

Int. Reg. No.: **DM/214826**

Int. Reg. Date: **Mar. 16, 2021**

Int. Reg. Pub. Date: **Sep. 17, 2021**

1.2 : Another perspective

1.3 : Front elevational

1.4 : Rear elevational

1.5 : left side elevational

1.6 : right side elevational

1.7 : Top

1.8 : Bottom

1.9 : Another perspective in a second configuration

1.10 : Another perspective in environmental use

(51) **LOC (13) Cl.** **08-06**

(52) **U.S. Cl.**
USPC **D8/321; D8/343**

(58) **Field of Classification Search**
USPC **D8/300–302, 321, 338, 343**
CPC **Y10T 74/20396; Y10T 292/57; Y10T**
70/5832; Y10T 70/5389; Y10T 70/5978;
Y10T 16/458; Y10T 292/1041; Y10T
70/5898

See application file for complete search history.

The design lies in the shape, ornament, pattern and configuration of the article shown in the drawings; The broken lines shown represent portions of the handle with integrated activation button for vertical drawer and environmental subject matter, all of which form no part of the claimed design. Reproduction **1.1** is a perspective view of the article, the article being shown with its activation button in a first operating configuration; Reproduction **1.2** is another perspective view thereof; Reproduction **1.3** is a front elevational view thereof; Reproduction **1.4** is a rear elevational view thereof; Reproduction **1.5** is a left side elevational view thereof; Reproduction **1.6** is a right side elevational view thereof; Reproduction **1.7** is a top view thereof; Reproduction **1.8** is a bottom view thereof; Reproduction **1.9** is another perspective view thereof, the article being now shown with its activation button in a second operating configuration; and Reproduction **1.10** is another perspective view thereof, the article being now shown mounted onto an example of a possible corresponding vertical drawer.

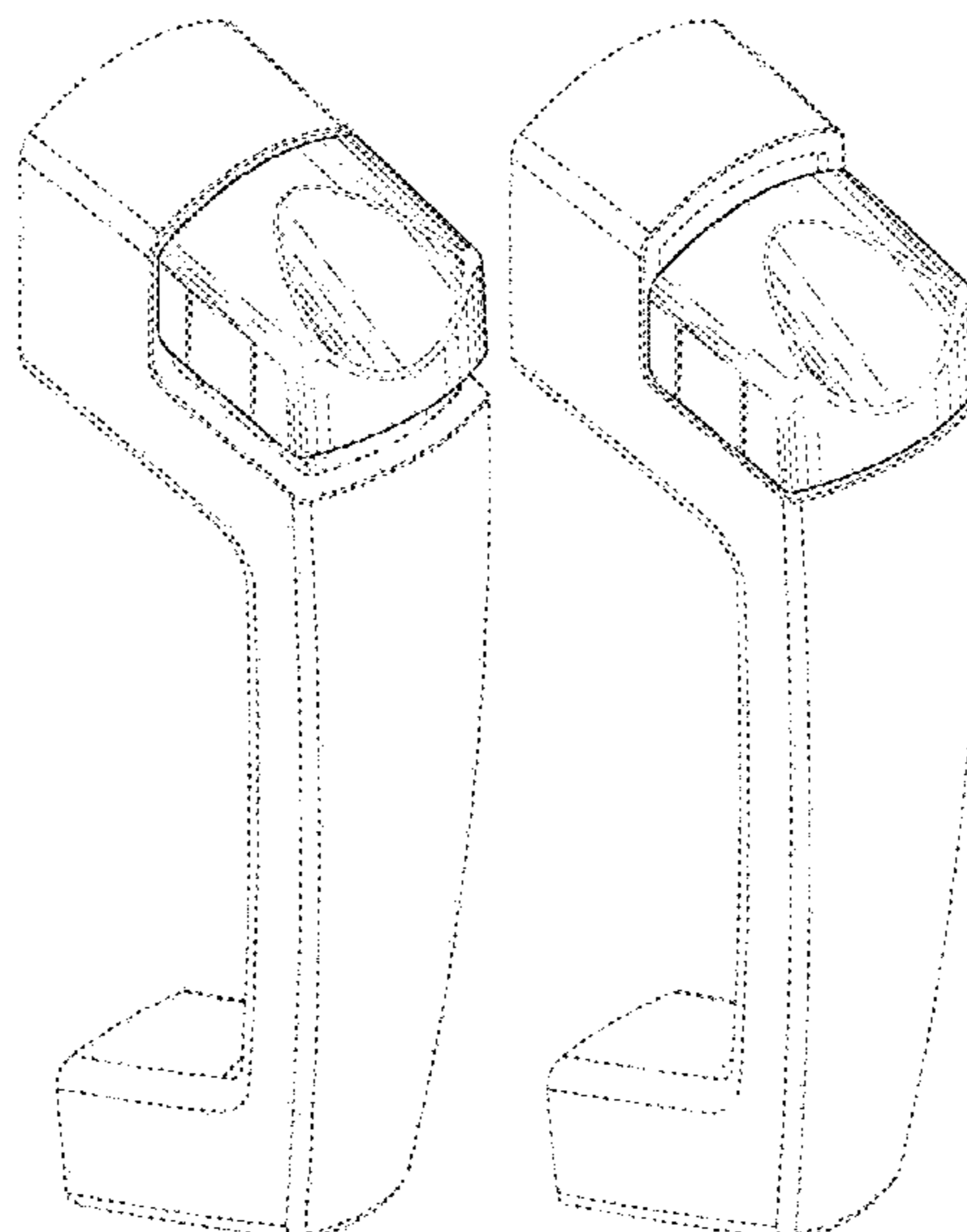
(56) **References Cited**

U.S. PATENT DOCUMENTS

D144,157 S *	3/1946	Dahl	D8/343
D430,786 S *	9/2000	Hickman	D8/321
D520,341 S *	5/2006	Eenigenburg	D8/343
D778,707 S *	2/2017	Tonelli	D8/343
D931,707 S *	9/2021	Qiao	D8/338
D951,754 S *	5/2022	Xiang	D8/343
2004/0007885 A1 *	1/2004	Michael	E05B 65/0864 292/336.3

(Continued)

1 Claim, 10 Drawing Sheets



(56)

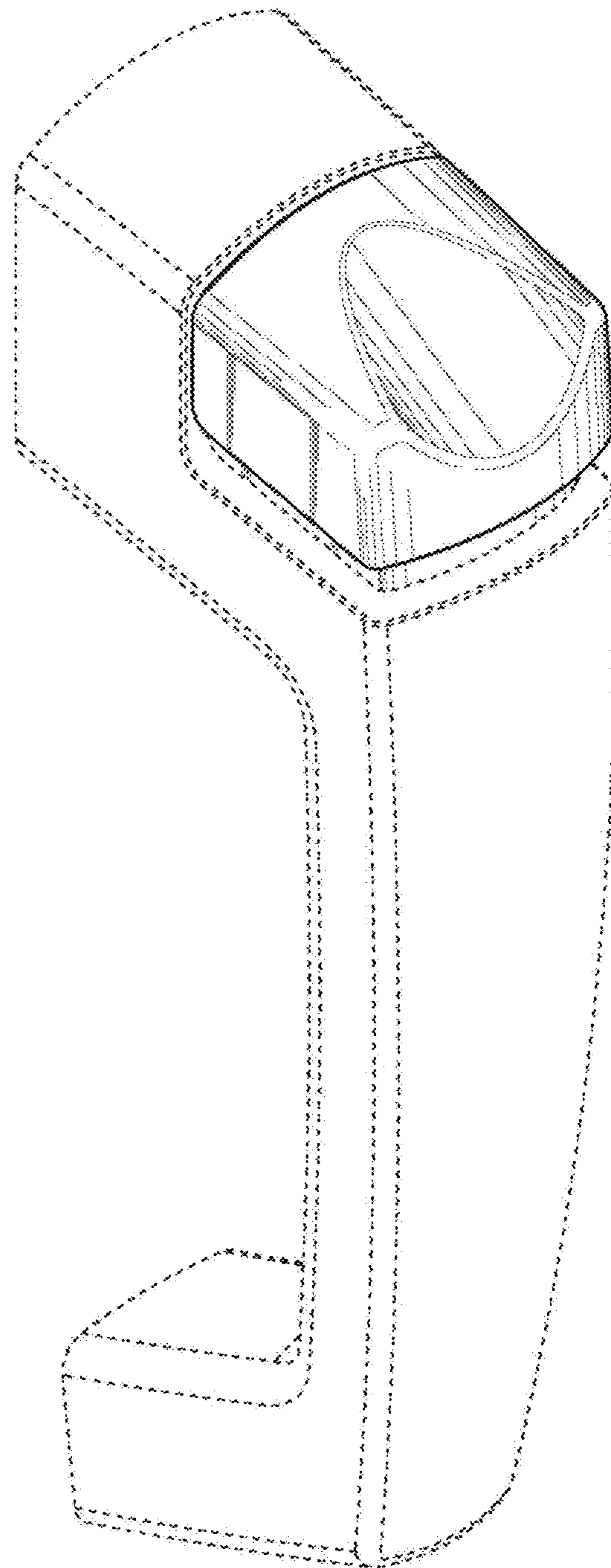
References Cited

U.S. PATENT DOCUMENTS

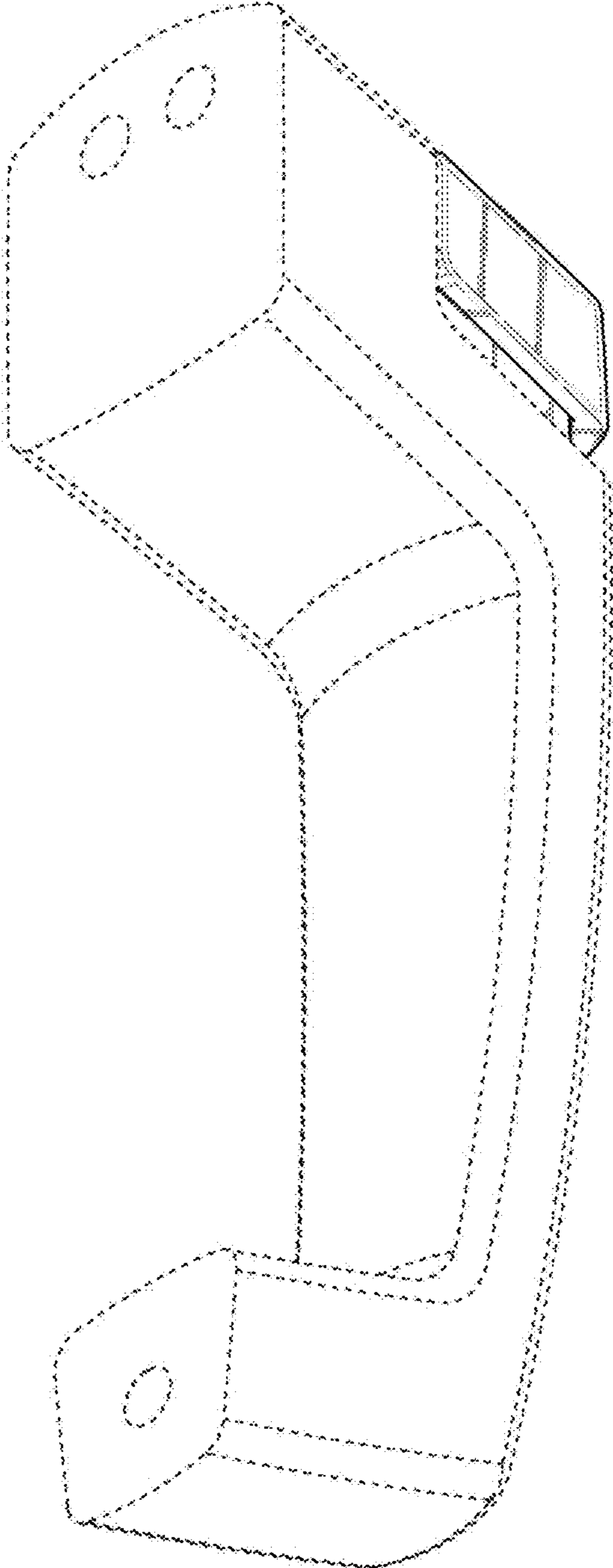
2006/0103140 A1* 5/2006 Bella E05B 65/5223
292/95
2006/0138788 A1* 6/2006 Winardi E05B 1/00
292/336.3
2008/0141742 A1* 6/2008 Stuckey E05C 9/048
70/276
2008/0209815 A1* 9/2008 Chiu B63B 19/24
49/460
2010/0199727 A1* 8/2010 Varney E05B 13/00
292/336.3
2014/0318198 A1* 10/2014 Gokcebay E05B 65/46
70/278.1

* cited by examiner


1.1




1.2




1.3




1.4



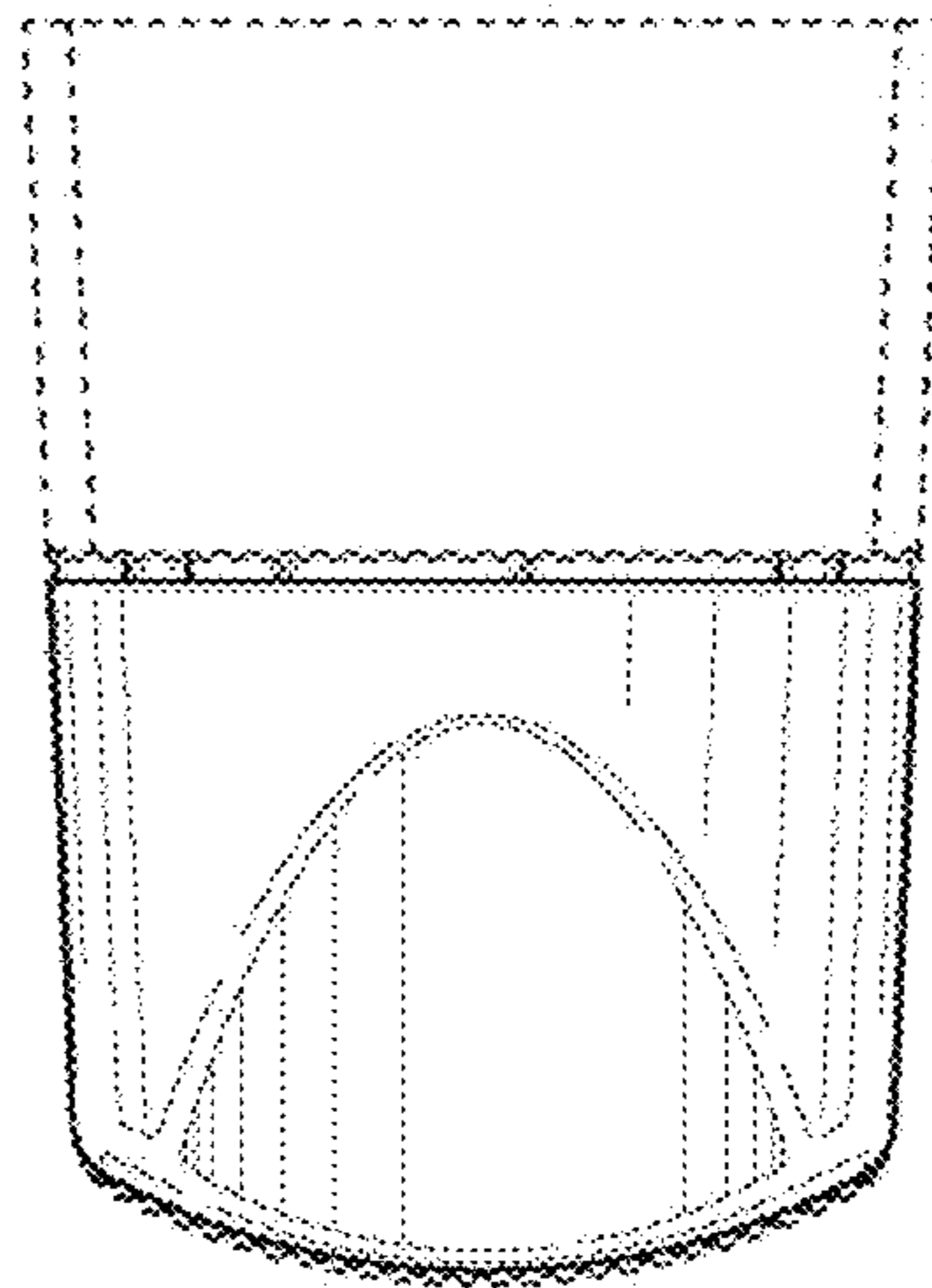
1.5



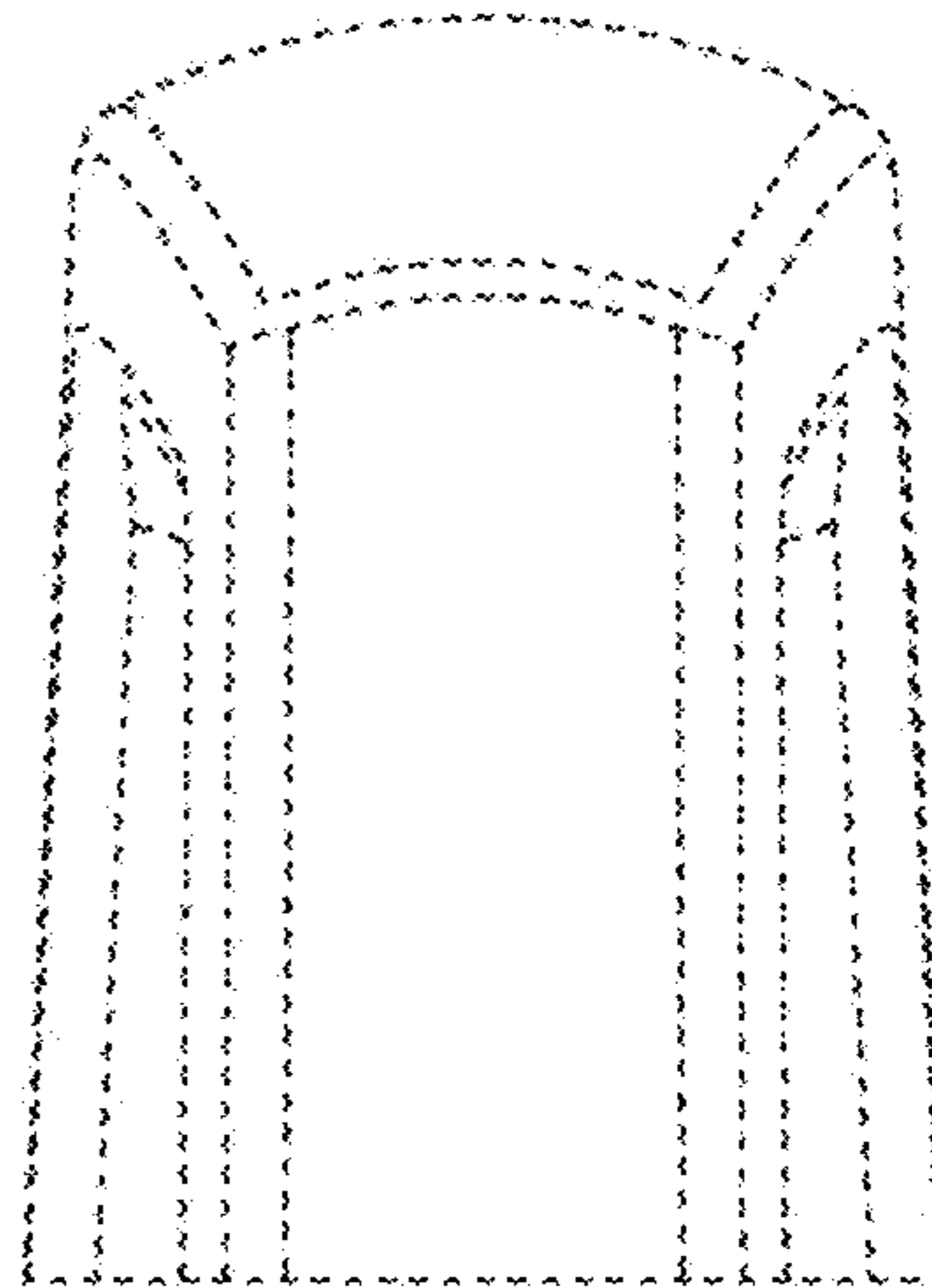
1.6



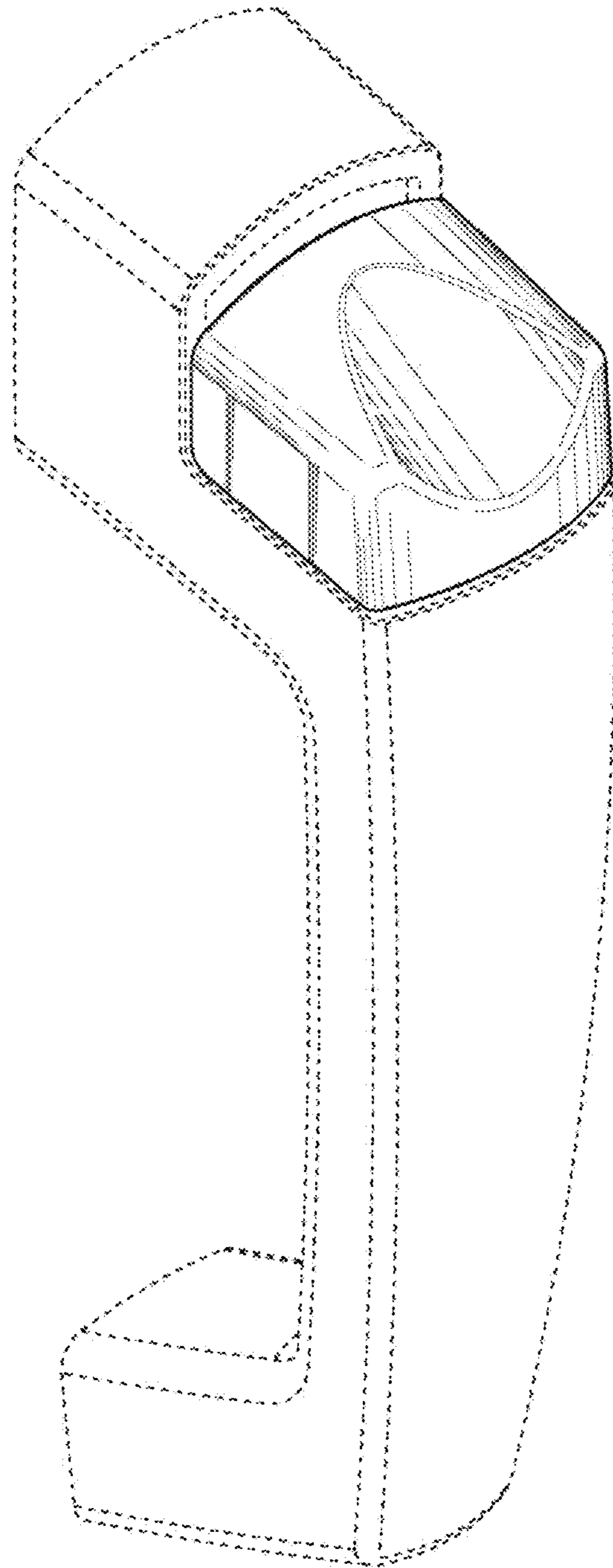
1.7



1.8



1.9



1.10

