



US00D972886S

(12) **United States Design Patent**
Schalasky

(10) **Patent No.:** **US D972,886 S**

(45) **Date of Patent:** **** Dec. 20, 2022**

(54) **FLATWARE HOLDER**

(71) Applicant: **LouAnna Schalasky**, Evansville, IN
(US)

(72) Inventor: **LouAnna Schalasky**, Evansville, IN
(US)

(**) Term: **15 Years**

(21) Appl. No.: **29/739,296**

(22) Filed: **Jun. 24, 2020**

(51) **LOC (13) Cl.** **07-03**

(52) **U.S. Cl.**
USPC **D7/401.2; D7/653**

(58) **Field of Classification Search**
USPC D7/393, 368, 401.2, 642-645, 653-664,
D7/669, 675-677, 683, 688-689, 691;
D8/107, 300-301; D9/436; D21/576,
D21/606-609, 625-627; D22/117-118
CPC ... A01D 9/02; A01D 9/04; A01D 9/06; A47G
21/00; A47G 21/004; A47G 21/005;
A47G 21/02; A47G 21/023; A47G 21/04;
A47G 21/06; A47G 21/08; A47G 21/181;
A47J 43/28; A47J 43/281; A47J 43/282;
A61F 5/0118; A61F 13/10; A61J 7/0023;
B25G 1/00; B25G 1/01; B25G 1/02;
B25G 3/00; B65D 51/246; B65D 75/56;
B65D 75/563; B65D 75/566; B67B 7/00;
B67B 7/724; B67B 7/73

See application file for complete search history.

(56) **References Cited**

U.S. PATENT DOCUMENTS

2,853,780 A * 9/1958 Bull A47J 43/281
30/327
D337,701 S * 7/1993 Wilson D7/401.2

D339,036 S * 9/1993 McDaniel D7/643
5,950,280 A * 9/1999 Taylor A47G 21/08
16/422
8,769,832 B1 * 7/2014 Joyner A47G 21/02
30/322
D762,472 S * 8/2016 Tahmas D9/436
D807,693 S * 1/2018 Obmaces D7/393
D873,609 S * 1/2020 Dodd D7/401.2
2004/0006874 A1 * 1/2004 Kamm B65D 51/246
30/141
2006/0025711 A1 * 2/2006 Bell A61F 5/0118
602/21

* cited by examiner

Primary Examiner — Ricky Pham

(74) *Attorney, Agent, or Firm* — Gary K. Price

(57) **CLAIM**

The ornamental design for a flatware holder, as shown and described.

DESCRIPTION

FIG. 1 is a perspective view of my new design, a flatware holder, illustration of a user's arm and flatware are shown in broken lines to illustrate the environment of the claimed design and forms no part thereof.

FIG. 2 is an end view of the flatware holding end of the flatware holder shown in FIG. 1.

FIG. 3 is a side view of the flatware holder.

FIG. 4 is an end view of the receiving end of the user's hand and extending arm of the flatware holder; and,

FIG. 5 is a side view looking into the end illustrated in FIG. 4.

1 Claim, 5 Drawing Sheets

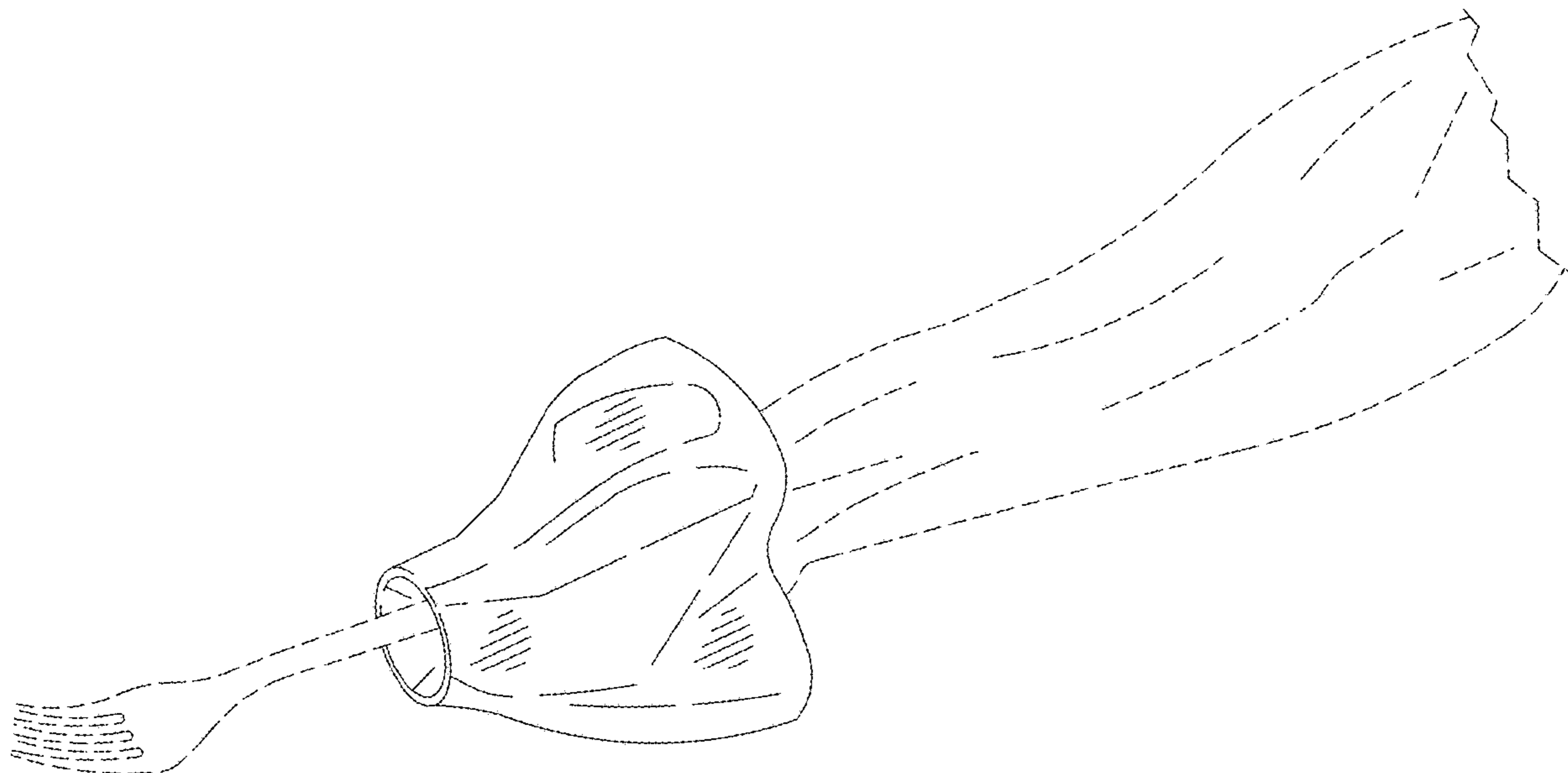


FIGURE 1




FIGURE 2

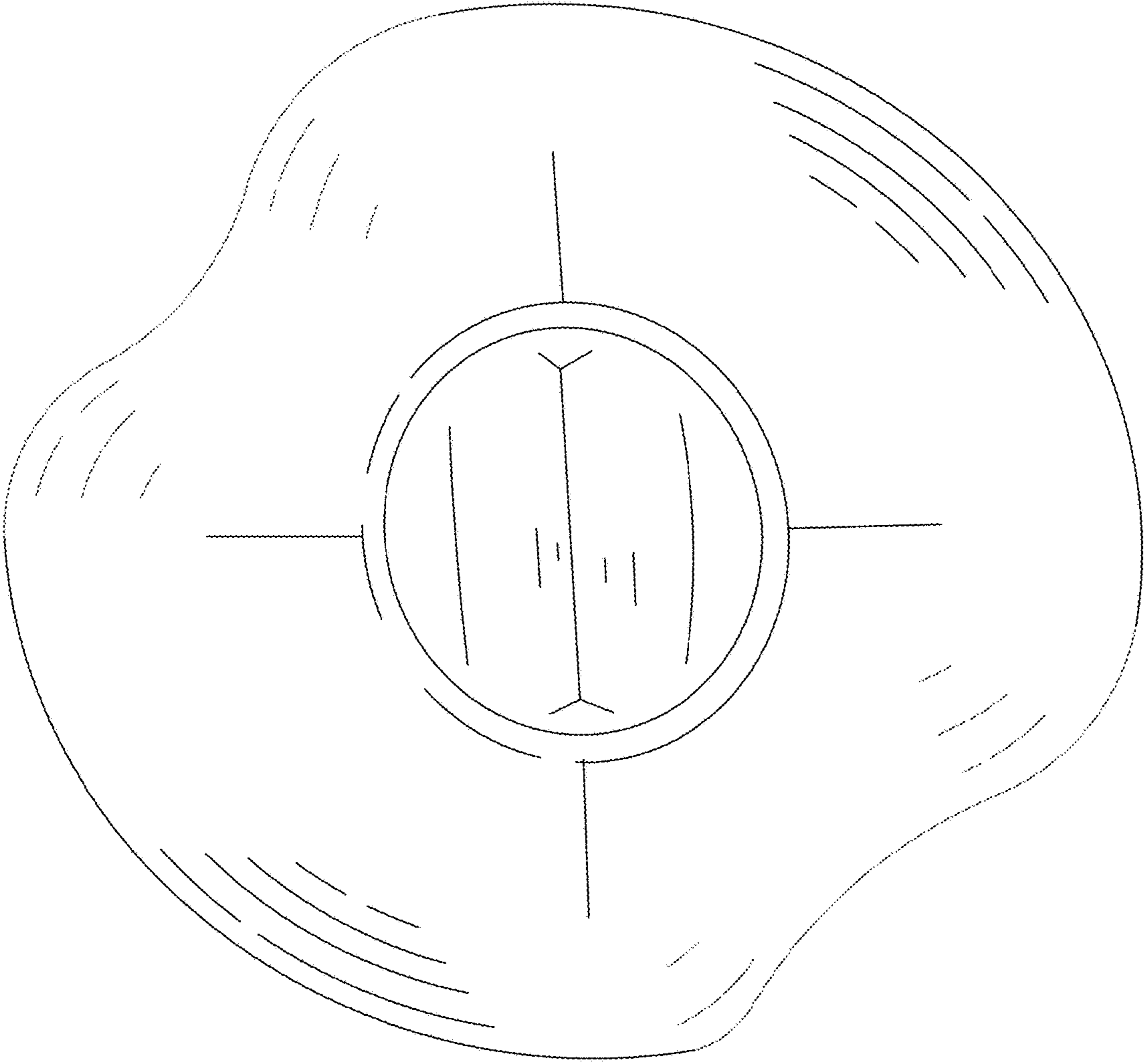
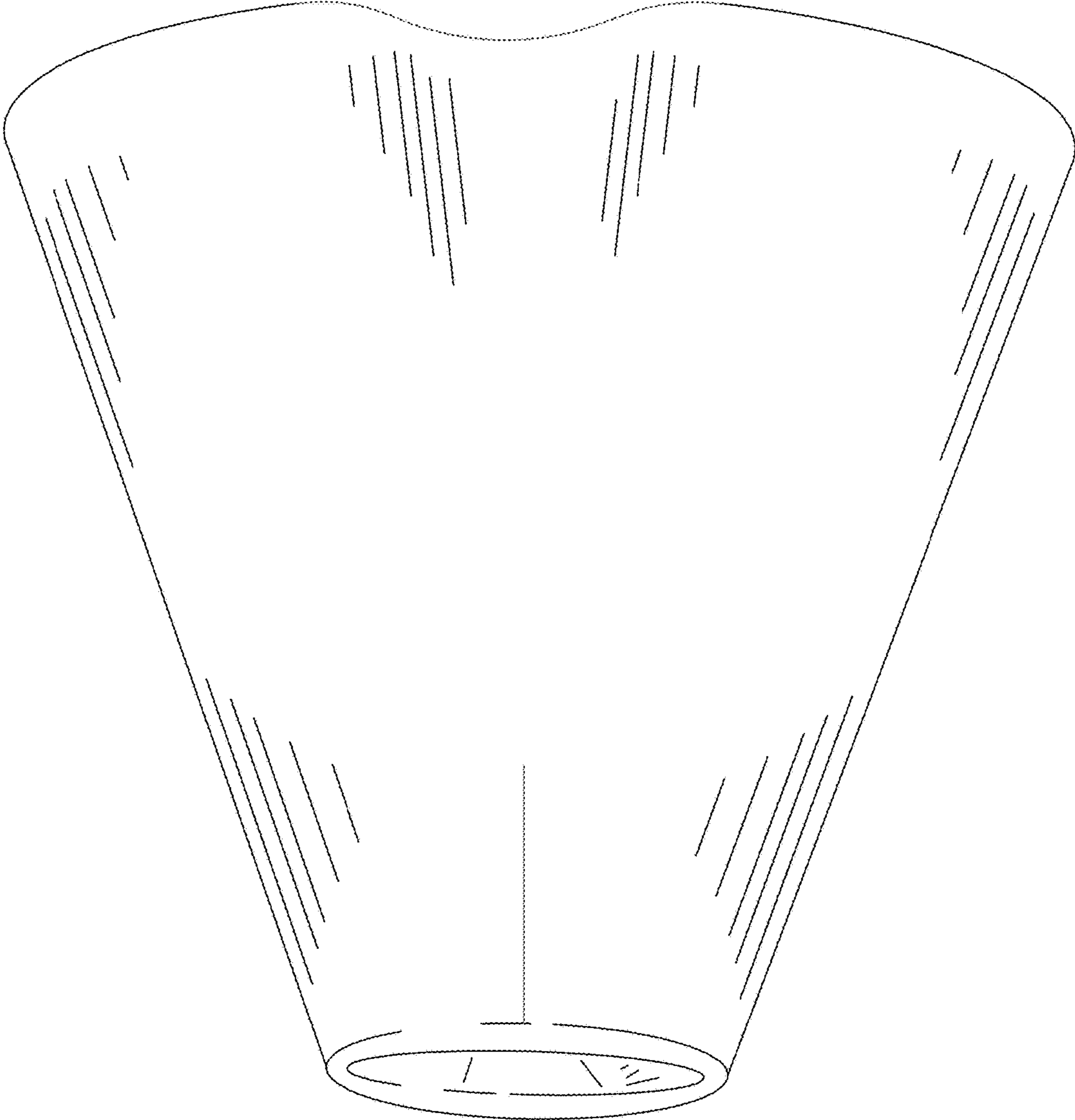


FIGURE 3



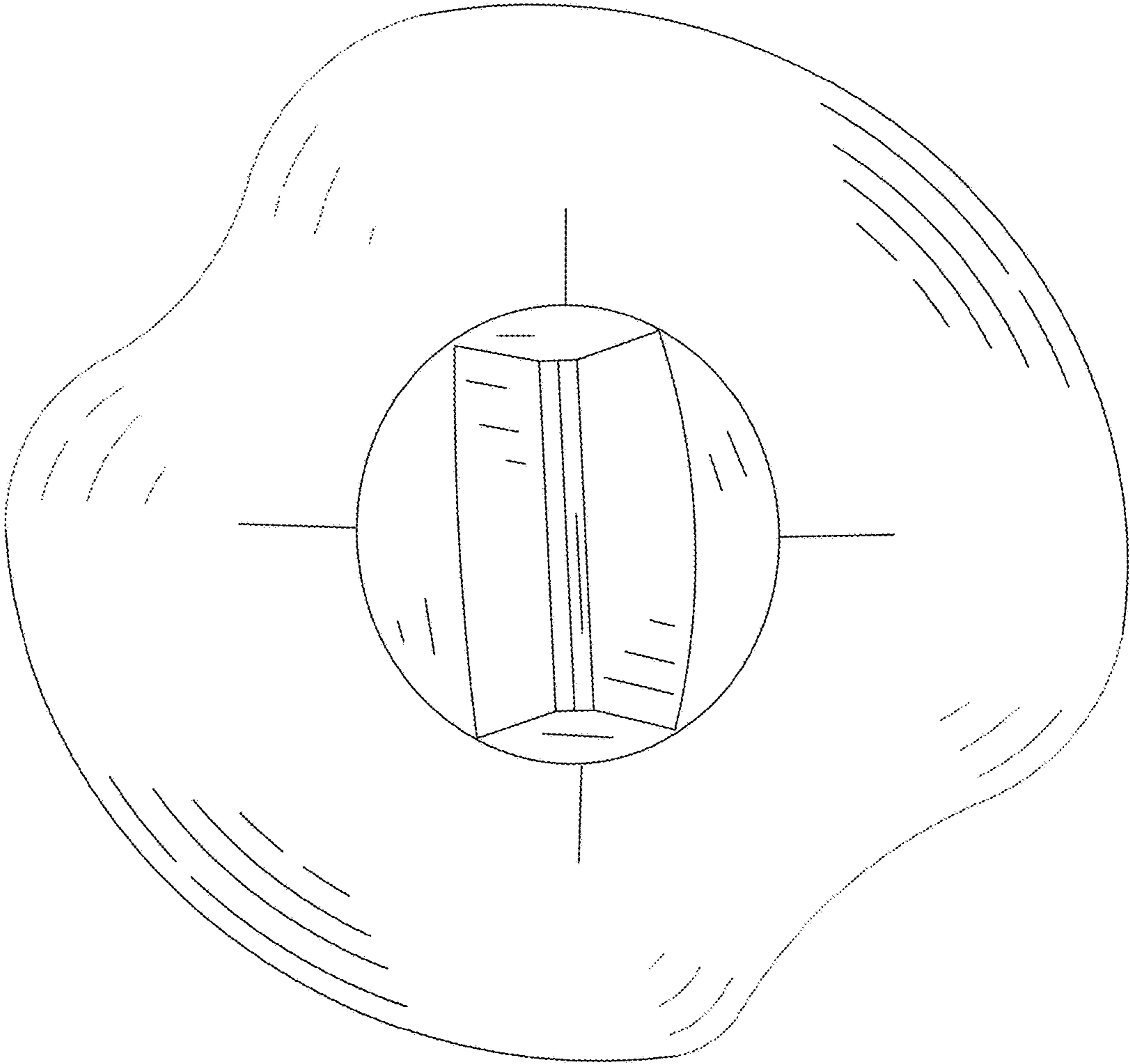


FIGURE 4

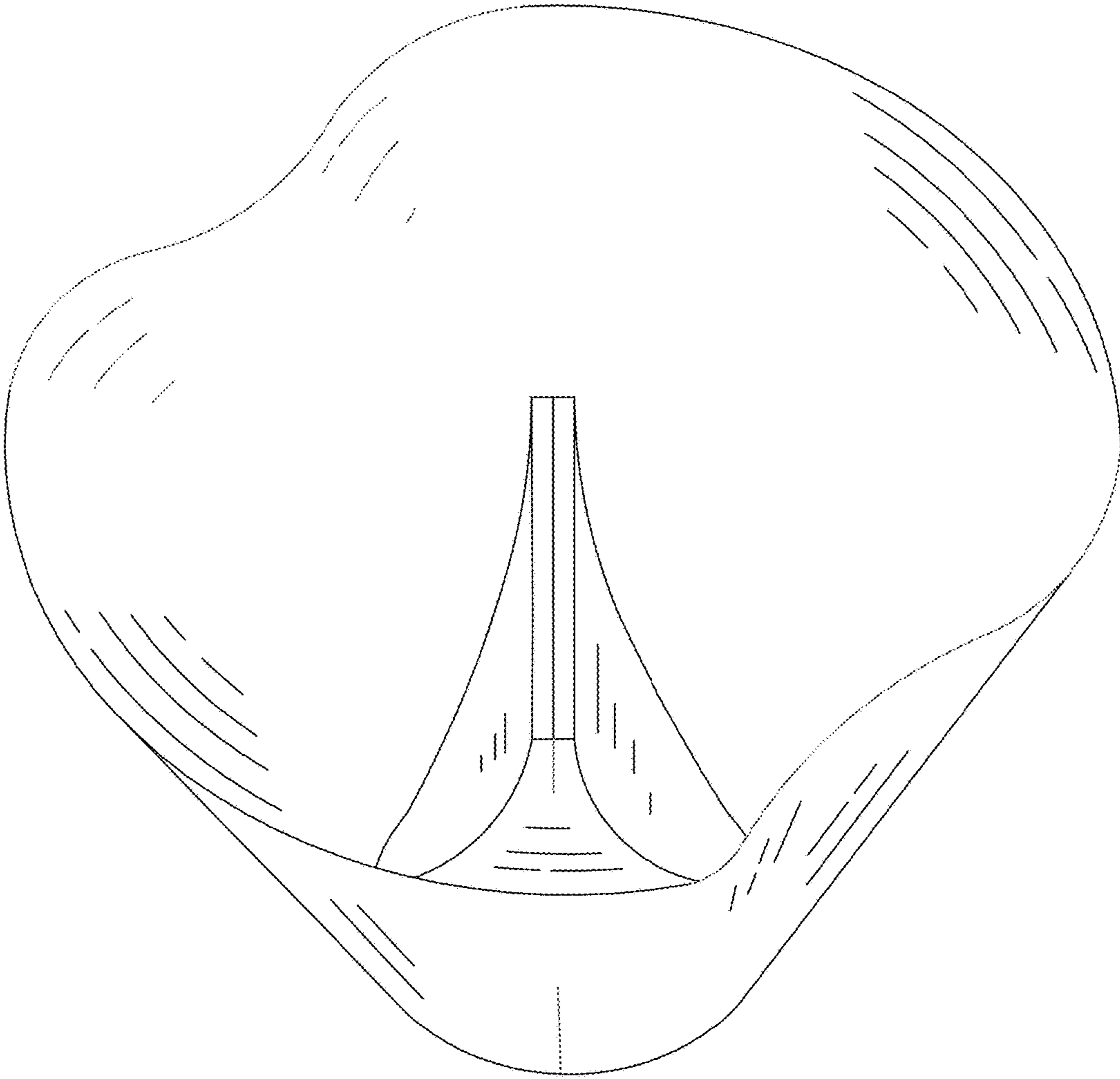


FIGURE 5