



US00D972880S

(12) **United States Design Patent**
Glupker

(10) **Patent No.:** **US D972,880 S**

(45) **Date of Patent:** **** Dec. 20, 2022**

- (54) **LID**
- (71) Applicant: **BRADSHAW HOME**, Rancho Cucamonga, CA (US)
- (72) Inventor: **Chris Glupker**, North Hills, CA (US)
- (73) Assignee: **BRADSHAW HOME**, Rancho Cucamonga, CA (US)
- (**) Term: **15 Years**

D450,983 S *	11/2001	Tucker	D7/629
D451,769 S	12/2001	Stanos et al.		
D462,880 S *	9/2002	Maxwell	D7/629
6,467,647 B1	10/2002	Tucker et al.		
6,471,084 B2	10/2002	Erb		
D489,579 S	5/2004	Wright		
D490,278 S *	5/2004	Welsh	D7/629
D494,857 S	8/2004	Chen et al.		
6,910,599 B2	6/2005	Tucker et al.		
D515,880 S	2/2006	Lerner		

(Continued)

- (21) Appl. No.: **29/731,819**
- (22) Filed: **Apr. 17, 2020**
- (51) **LOC (13) Cl.** **07-02**
- (52) **U.S. Cl.**
USPC **D7/391; D7/392.1**
- (58) **Field of Classification Search**
USPC D7/391, 392, 392.1, 393, 397, 629;
D9/414, 424-432, 435, 451-452
CPC A47J 36/027; A47J 36/06; A47J 37/10;
A47J 37/101; B29C 45/14; B65D
21/0209; B65D 43/00; B65D 43/02;
B65D 43/022; B65D 43/0206; B65D
43/161; B65D 43/162; B65D 45/00;
B65D 45/16; B65D 45/18; B65D 51/16;
B65D 51/1627; B65D 51/1683; B65D
51/1688; B65D 51/1694; B65D 51/20;
B65F 1/1615
See application file for complete search history.

- (56) **References Cited**
U.S. PATENT DOCUMENTS
3,107,027 A 10/1963 Hong
4,081,646 A 3/1978 Goltsos
4,574,174 A 3/1986 McGonigle
D305,409 S 1/1990 Michaud et al.
5,419,451 A 5/1995 Bitel, Jr.
D395,985 S 7/1998 Krupa et al.
D415,422 S 10/1999 McCann
D442,484 S 5/2001 Maxwell et al.

OTHER PUBLICATIONS

Rubbermaid Easy Find Lid 7-Cup Food Storage Container. Date First Available on Amazon.com Aug. 17, 2005. <https://www.amazon.com/dp/B000WEKLP8/ref> (Year: 2005).*

Primary Examiner — Ricky Pham
(74) Attorney, Agent, or Firm — Birch, Stewart, Kolasch & Birch, LLP

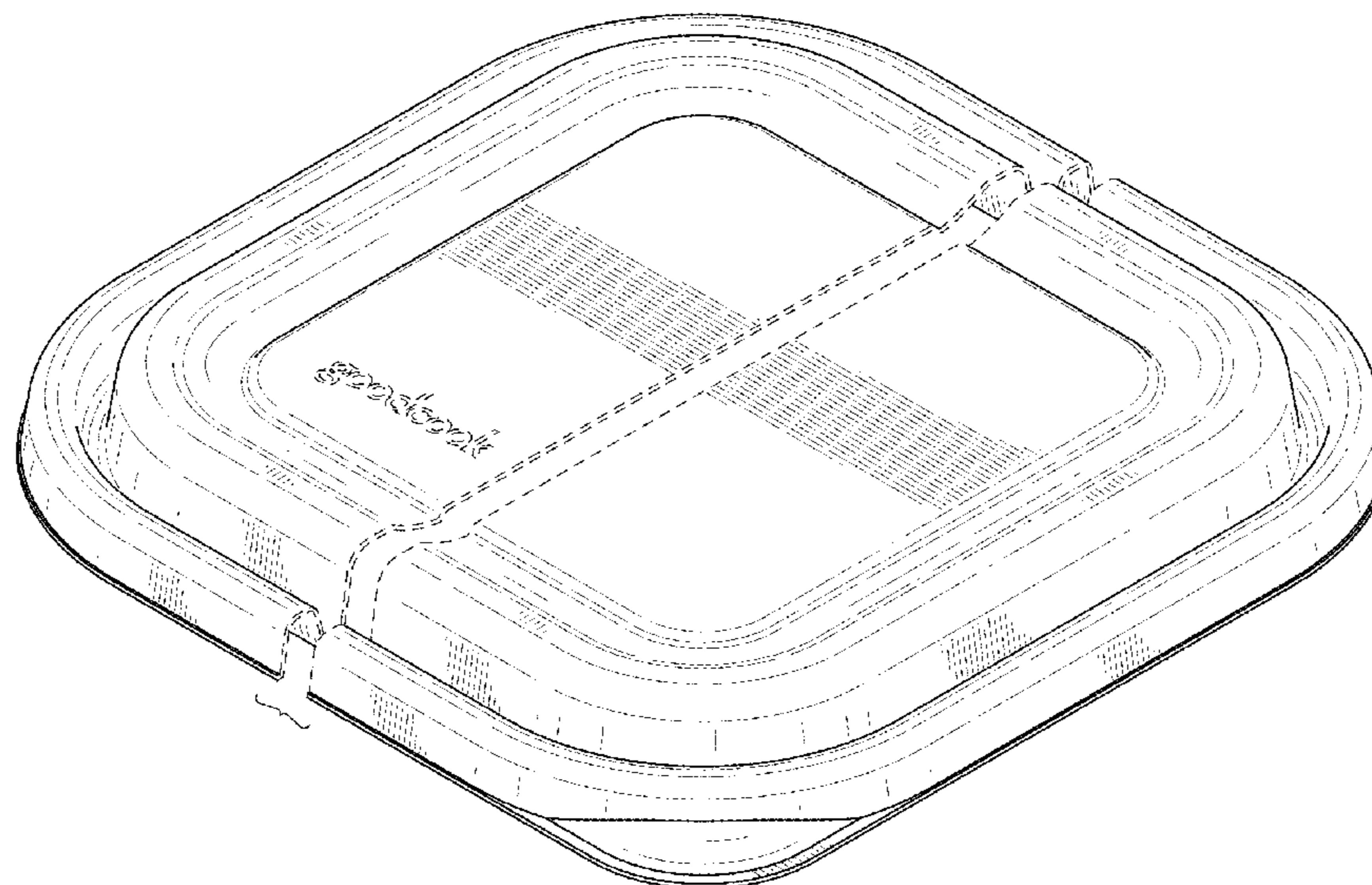
(57) **CLAIM**

The ornamental design for a lid, as shown and described.

DESCRIPTION

FIG. 1 is a top, front, right perspective view of a lid showing my new design;
FIG. 2 is a front view thereof;
FIG. 3 is a rear view thereof;
FIG. 4 is a left side view thereof;
FIG. 5 is a right side view thereof;
FIG. 6 is a top plan view thereof; and,
FIG. 7 is a bottom plan view thereof.
The broken line showing in the FIGS. 1 and 6 is for the purpose of illustrating portions of the lid that form no part of the claimed design. The dashed lines shown in the center of FIGS. 1-3, 6 and 7 represent a symbolic break in length. The appearance of any portion of the article between the break lines forms no part of the claimed design.

1 Claim, 7 Drawing Sheets



(56)

References Cited

U.S. PATENT DOCUMENTS

7,097,066 B2	8/2006	Tucker et al.	D721,246 S *	1/2015	Thurin	D7/392.1
D539,666 S	4/2007	Chou	D744,294 S	12/2015	Linder		
7,261,219 B2	8/2007	Tucker et al.	D755,579 S	5/2016	Wu		
D552,487 S	10/2007	Chou	D763,706 S	8/2016	Shum et al.		
D586,623 S	2/2009	Dunn	D769,113 S	10/2016	Chen		
D596,499 S	7/2009	Willis et al.	D831,481 S *	10/2018	McCumber	D9/443
D606,812 S	12/2009	Wu	D860,786 S *	9/2019	Lin	D9/443
D608,153 S	1/2010	Furlong	10,494,143 B2	12/2019	Kuo et al.		
D615,349 S *	5/2010	Furlong	2006/0029695 A1	2/2006	Kaczor		
7,726,483 B2	6/2010	Ramanujam et al.	2006/0201950 A1	9/2006	Liu		
D649,409 S *	11/2011	Segal	2007/0007298 A1 *	1/2007	Tucker	B65D 43/0206
D665,674 S	8/2012	Wu					220/366.1
D665,675 S	8/2012	Wu	2008/0187631 A9 *	8/2008	Krueger	B65D 51/20
D665,676 S	8/2012	Wu					426/106
D666,058 S	8/2012	Liang et al.	2008/0197134 A1 *	8/2008	Maxwell	B65D 51/1627
8,317,044 B2	11/2012	Wu et al.					220/780
D691,038 S	10/2013	Tyberghein	2009/0120937 A1 *	5/2009	Vovan	B65D 43/0206
D691,901 S	10/2013	Epstein					220/266
D695,575 S	12/2013	Katz	2009/0218356 A1 *	9/2009	Colacitti	B29C 45/14
D696,910 S	1/2014	Franczyk et al.					220/574
D707,120 S	6/2014	Tyberghein	2011/0020772 A1	1/2011	Carter et al.		
D711,220 S	8/2014	Tyberghein	2017/0113848 A1	4/2017	Zhen		
			2018/0086500 A1	3/2018	Kuo		

* cited by examiner

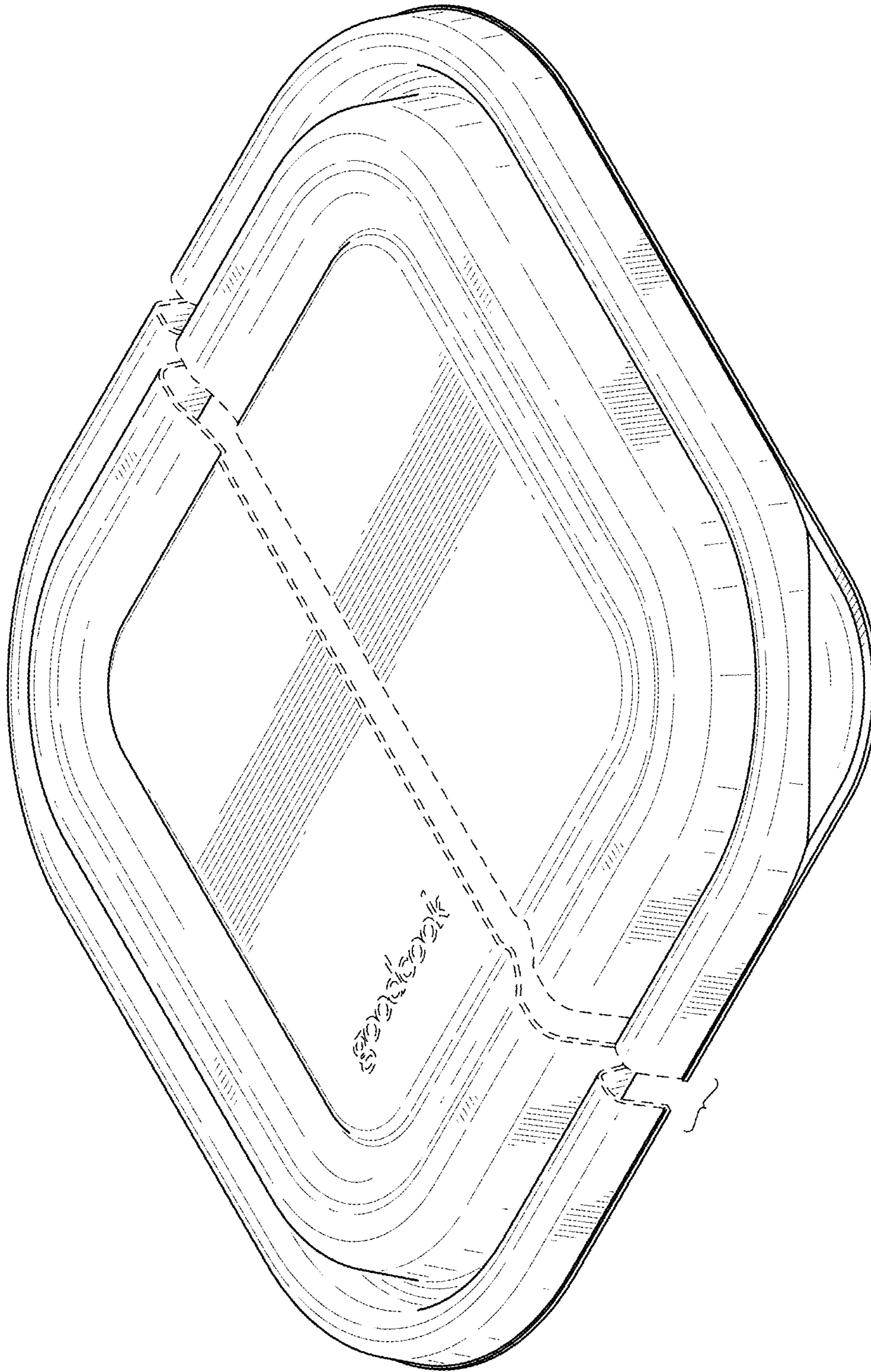


FIG.1

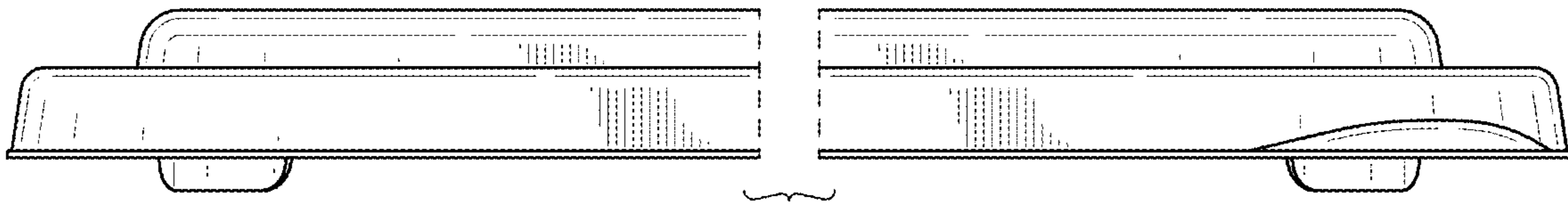


FIG.2

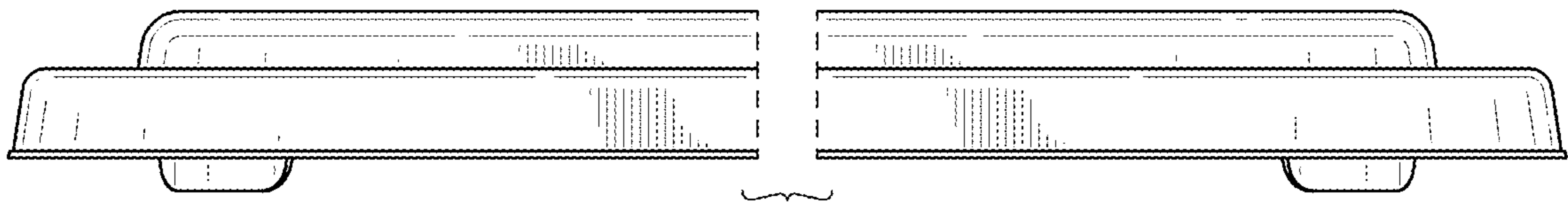


FIG.3

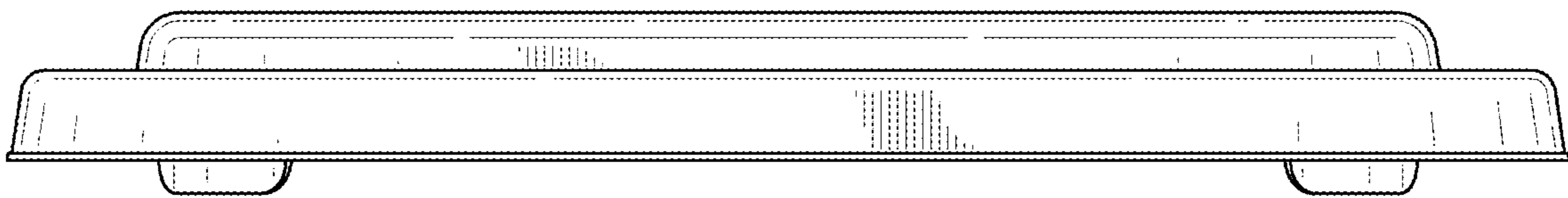


FIG.4

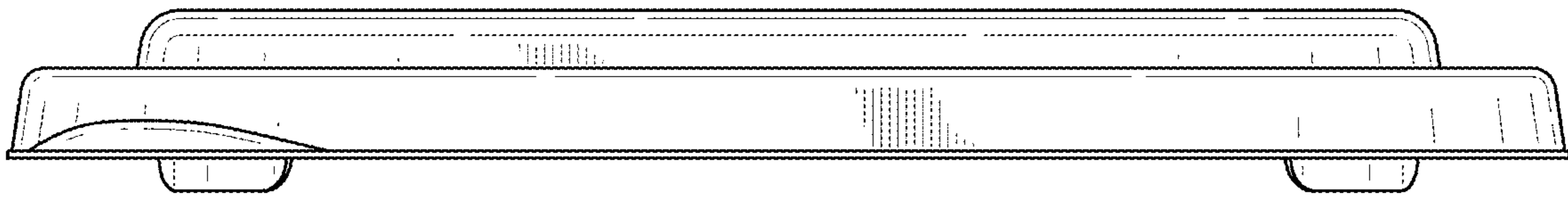


FIG.5

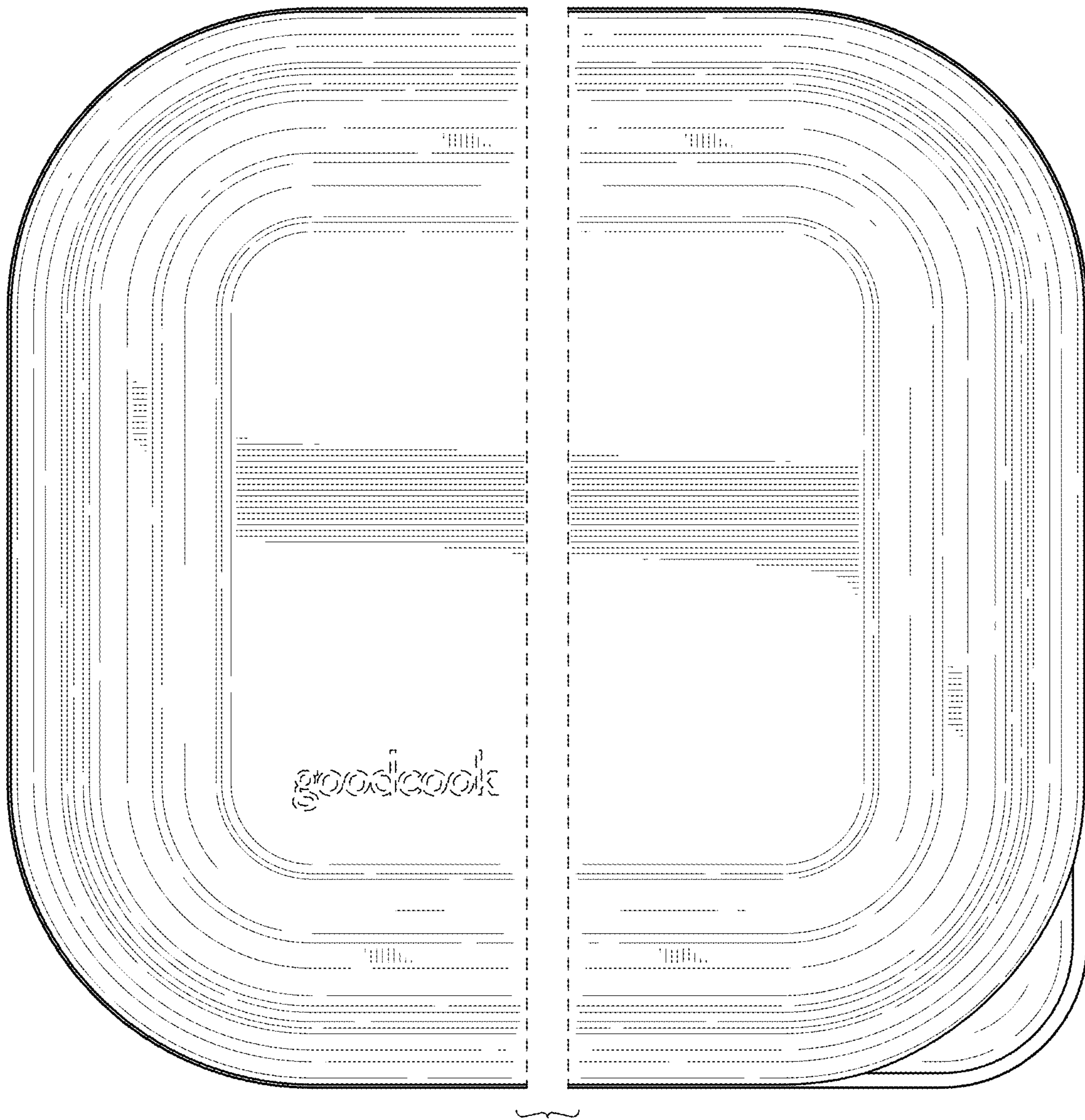


FIG.6

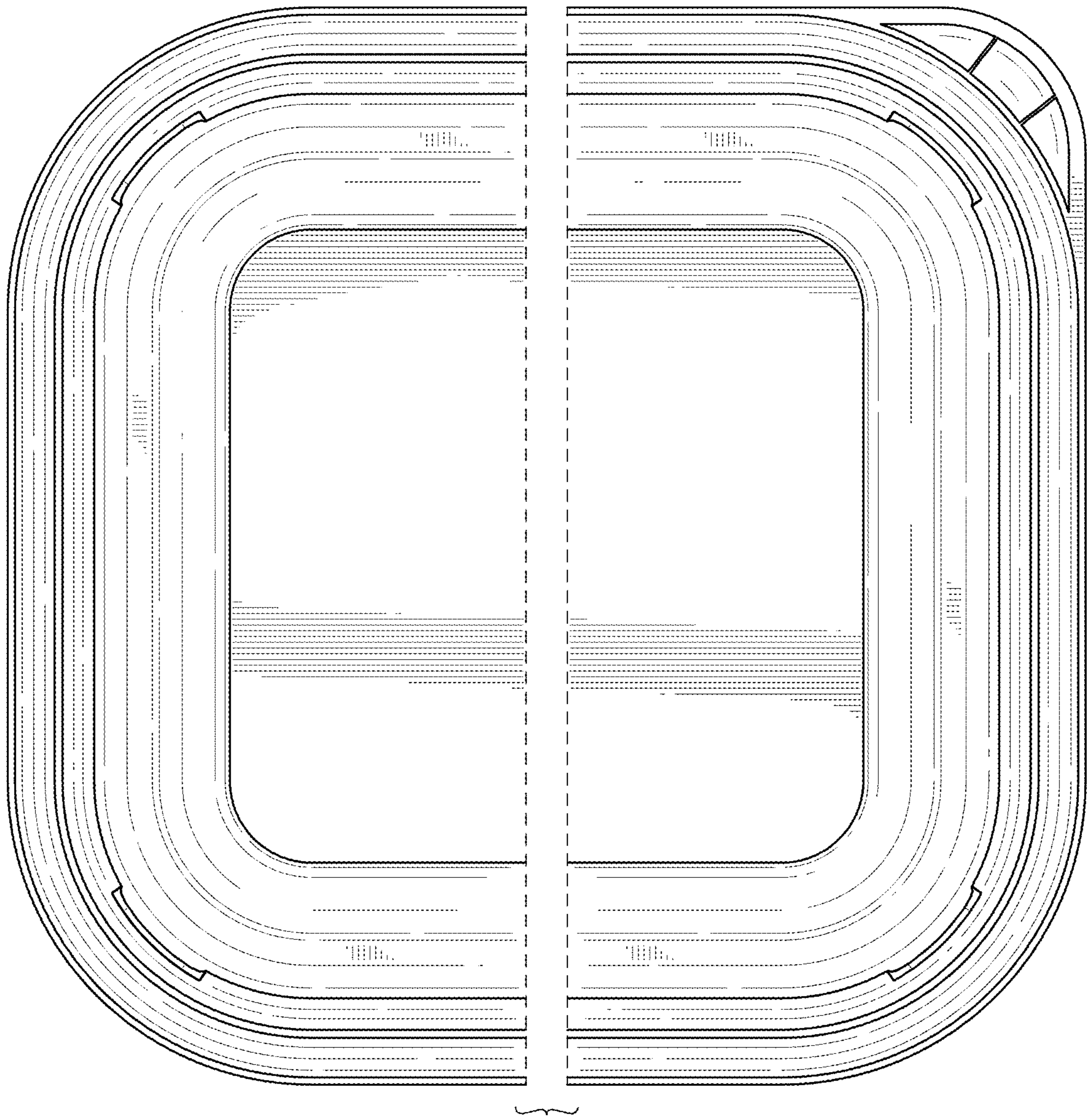


FIG.7