



US00D972870S

(12) **United States Design Patent** (10) **Patent No.:** **US D972,870 S**  
**Sun** (45) **Date of Patent:** **\*\* Dec. 20, 2022**

(54) **BAKER'S RACK**  
(71) Applicant: **PRAISUN INC.**, Chicago, IL (US)  
(72) Inventor: **Dongyang Sun**, Jiangsu (CN)  
(73) Assignee: **PRAISUN INC.**, Chicago, IL (US)  
(\*\*) Term: **15 Years**  
(21) Appl. No.: **29/835,414**  
(22) Filed: **Apr. 19, 2022**  
(51) **LOC (13) Cl.** ..... **06-06**  
(52) **U.S. Cl.**  
USPC ..... **D6/675.1**  
(58) **Field of Classification Search**  
USPC ..... D6/641, 653, 653.1, 655, 672, 675,  
D6/675.1, 675.3, 675.5  
CPC .... A47F 5/0018; A47F 5/0043; A47F 5/0062;  
A47B 47/00; A47B 47/021; A47B 81/04;  
A47B 47/04  
See application file for complete search history.

D476,825 S 7/2003 Adams  
D570,628 S \* 6/2008 Mehmen ..... D6/654.21  
D702,467 S \* 4/2014 Huang ..... A47B 47/04  
D6/707.19  
D706,064 S \* 6/2014 Ota ..... D6/675.3  
D810,474 S \* 2/2018 Everson ..... D6/662.1  
D860,689 S \* 9/2019 Davis ..... D6/672  
D871,116 S \* 12/2019 Li ..... D6/675.1  
D883,719 S \* 5/2020 Li ..... D6/675.1  
D898,492 S \* 10/2020 Edgerton ..... D6/684  
D907,407 S \* 1/2021 Davis ..... D6/654.1  
D909,800 S \* 2/2021 Peng ..... D6/672  
D912,444 S \* 3/2021 Peng ..... D6/672  
D923,377 S \* 6/2021 Mohan ..... D6/698  
D947,577 S \* 4/2022 Hu ..... D6/654.1  
D953,074 S \* 5/2022 Lin ..... D6/675.3

\* cited by examiner

*Primary Examiner* — Kelley A Donnelly  
(74) *Attorney, Agent, or Firm* — Dragon Sun Law Firm,  
PC; Jinggao Li; Nathaniel Perkins

(57) **CLAIM**

The ornamental design for a baker's rack, as shown and described.

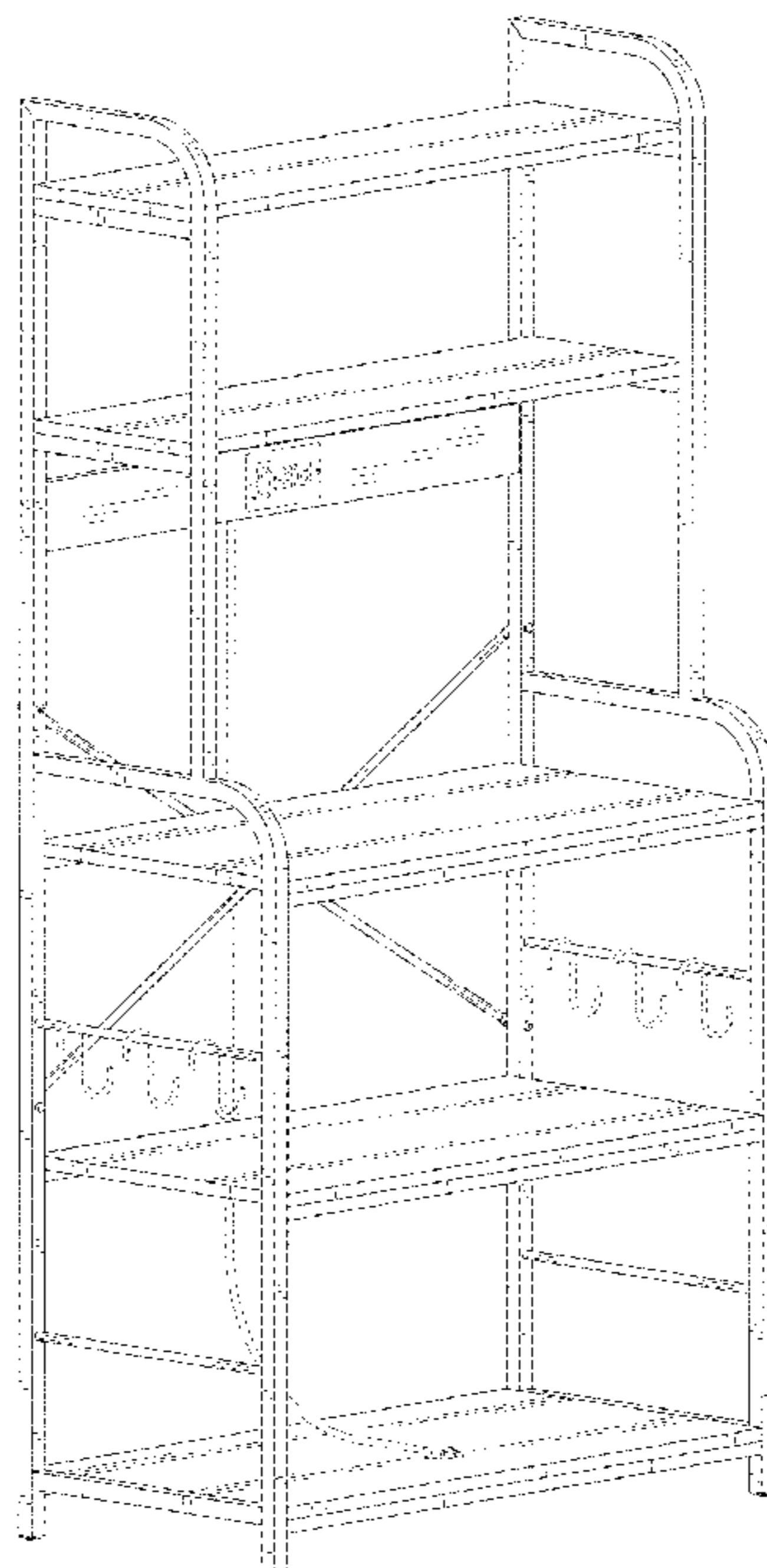
**DESCRIPTION**

FIG. 1 is a front, left perspective view of a baker's rack showing my new design;  
FIG. 2 is a front view thereof;  
FIG. 3 is a rear view thereof;  
FIG. 4 is a right view thereof;  
FIG. 5 is a left view thereof;  
FIG. 6 is a top view thereof; and,  
FIG. 7 is a bottom view thereof.  
The broken lines shown on the drawings depict portions of the baker's rack that form no part of the claimed design.

**1 Claim, 7 Drawing Sheets**

(56) **References Cited**  
U.S. PATENT DOCUMENTS

D212,791 S \* 11/1968 O'Donovan ..... D6/675.3  
D235,296 S \* 6/1975 Ginat ..... D6/675.1  
D237,931 S \* 12/1975 Brandenfels ..... D6/675.1  
D248,915 S \* 8/1978 Brandenfels ..... D6/672  
4,905,609 A \* 3/1990 Haskins ..... A47B 97/00  
312/196  
D358,509 S 5/1995 Klein  
D379,724 S \* 6/1997 Lo ..... D6/662.1  
D397,888 S 9/1998 Teng  
D407,242 S 3/1999 Tseng  
D415,365 S \* 10/1999 Nicklas ..... D6/684  
D423,820 S 5/2000 Walters-Dowding et al.  
D449,466 S 10/2001 Tseng



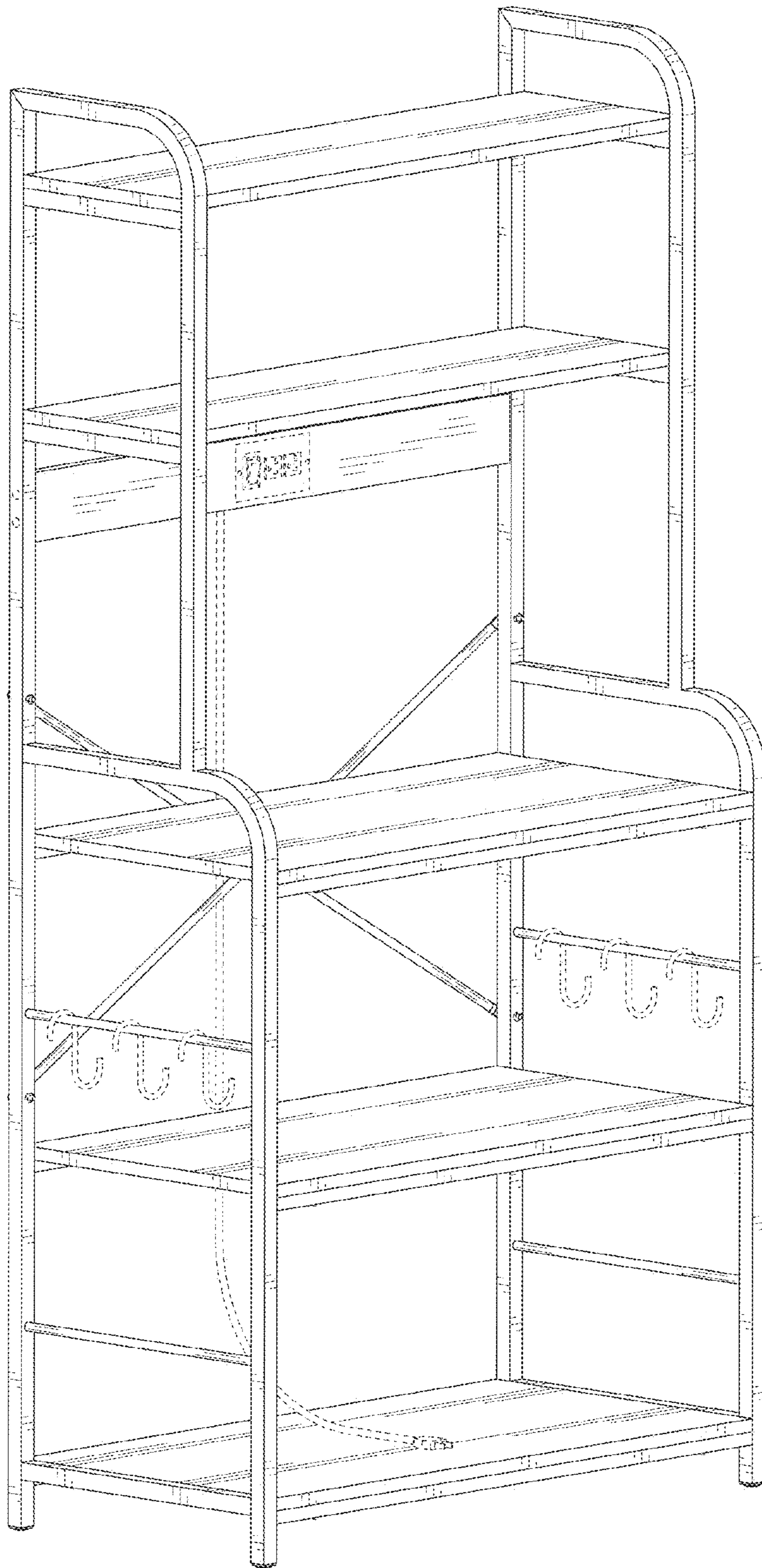


FIG.1

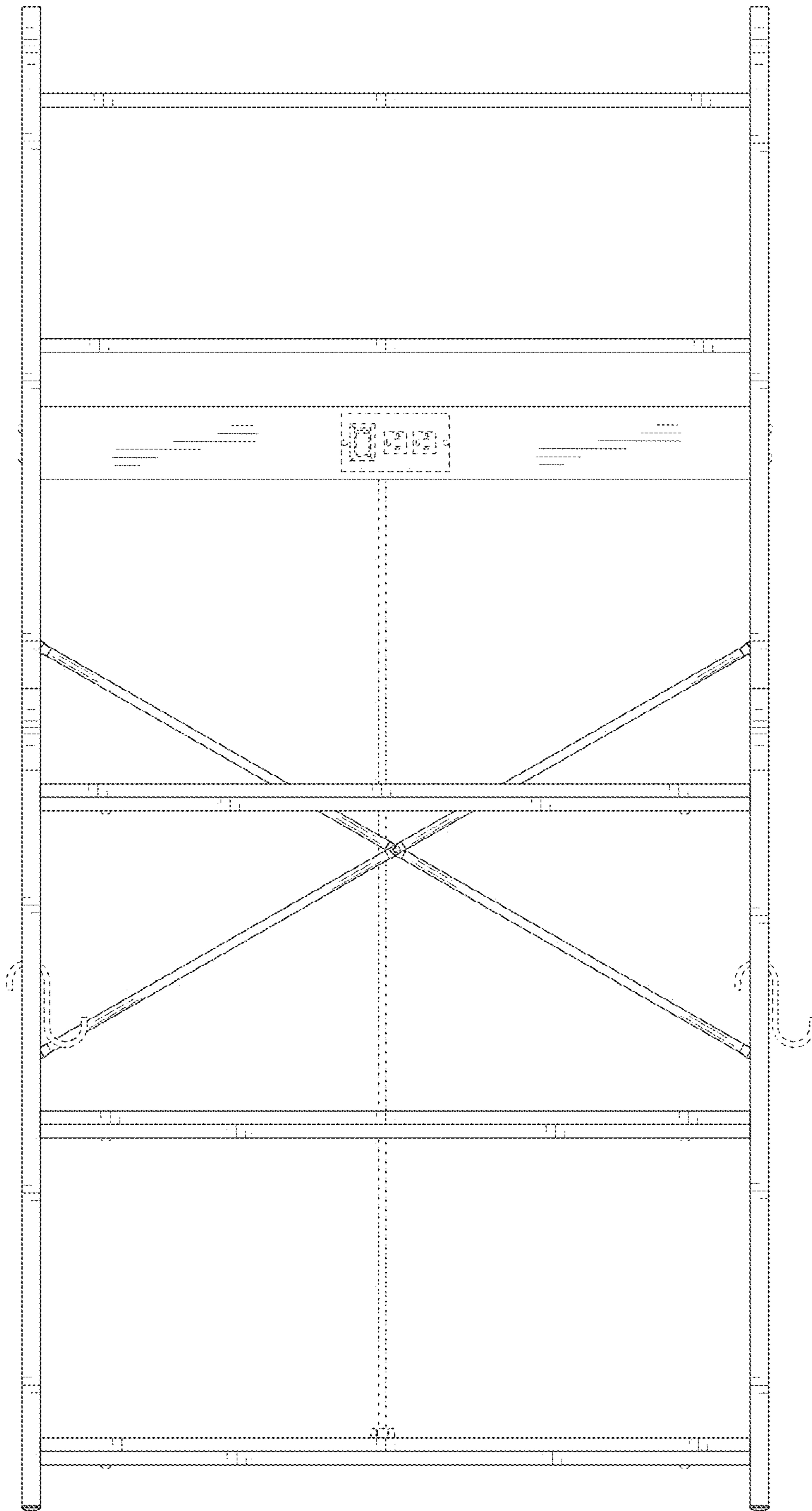


FIG.2

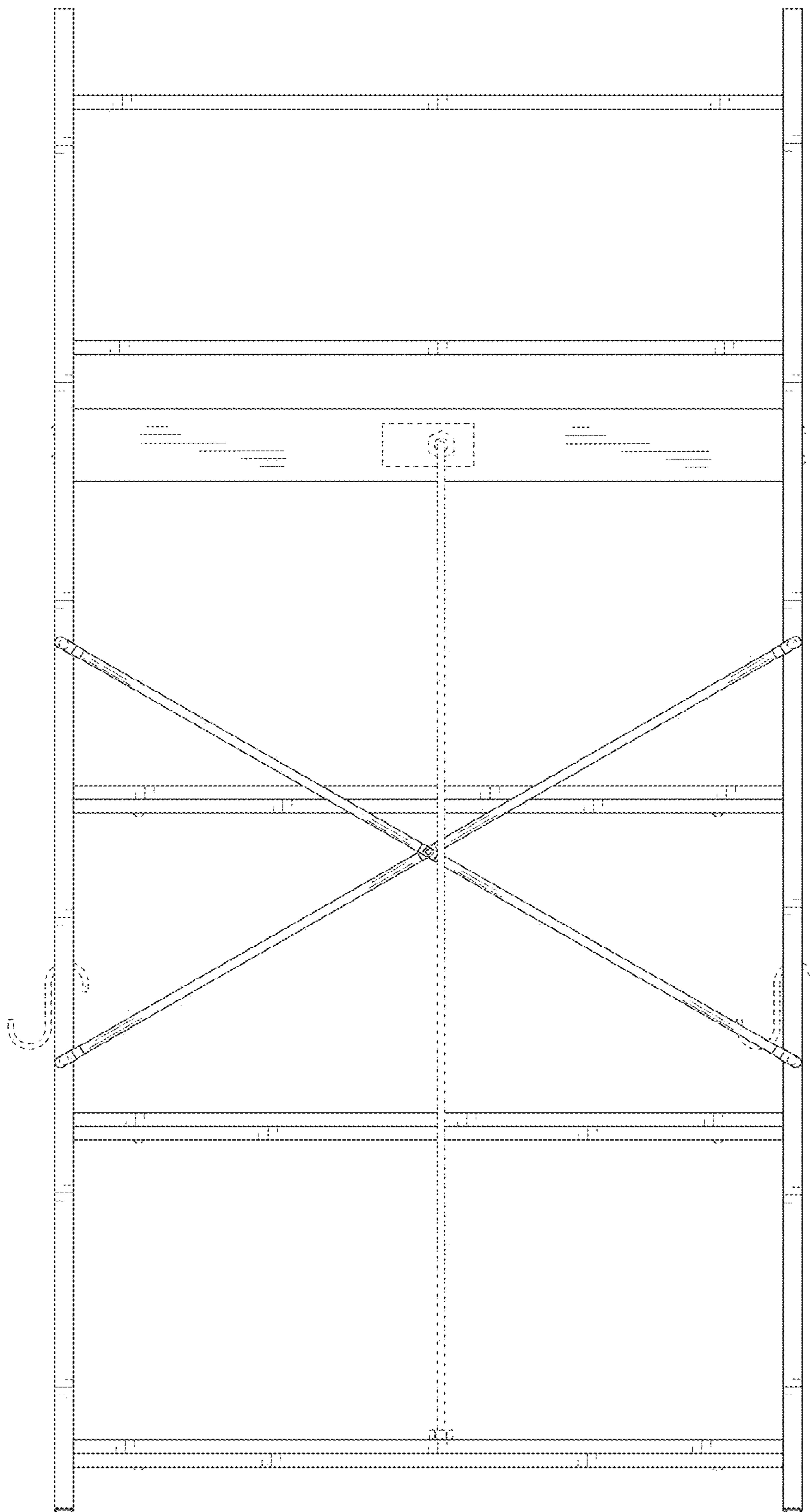


FIG.3

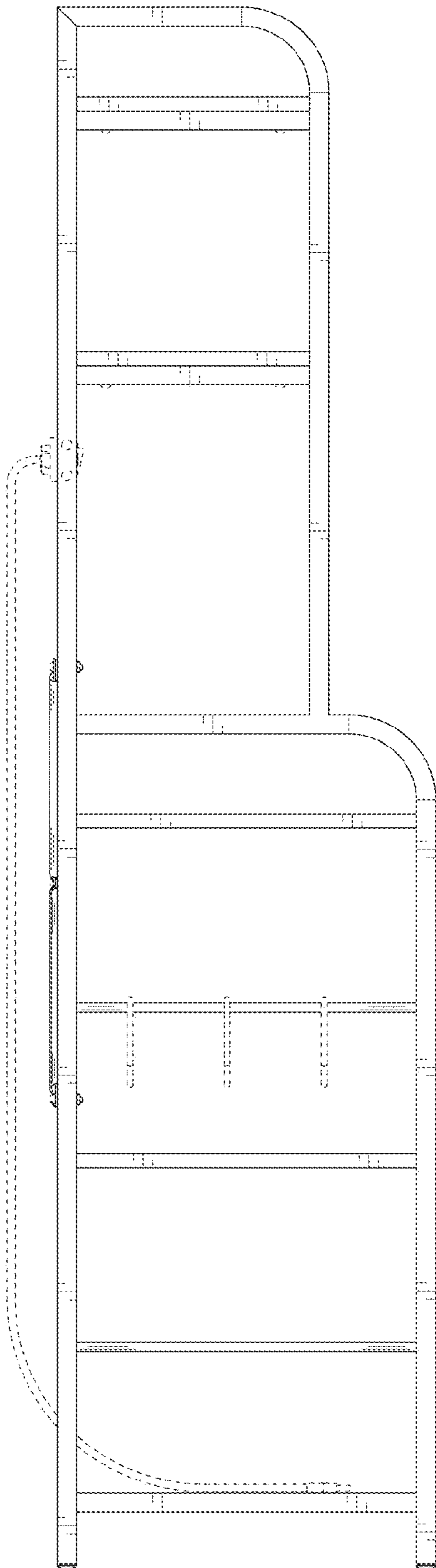


FIG.4

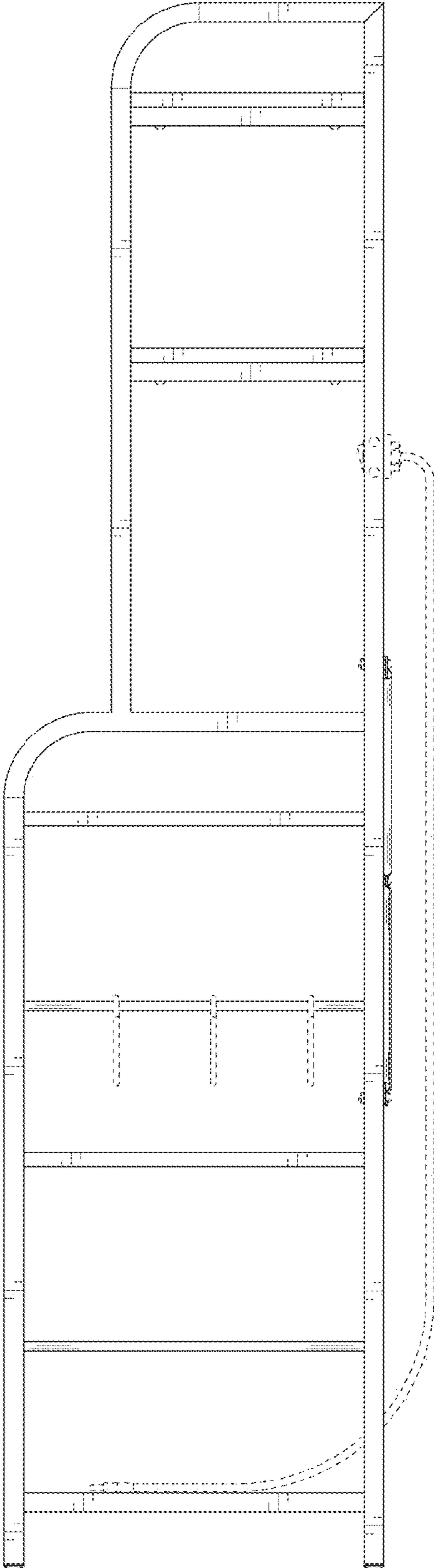


FIG.5

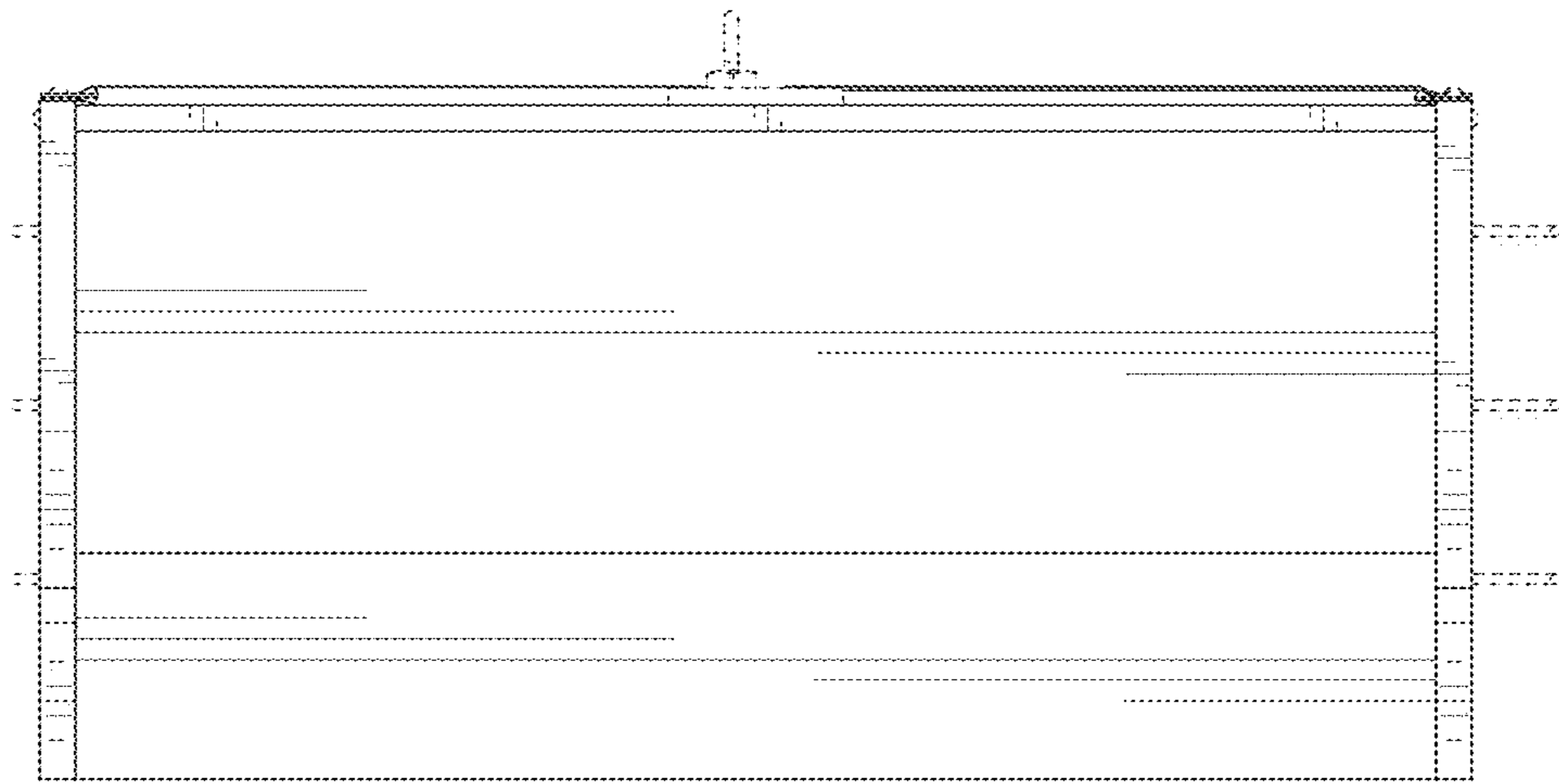


FIG.6

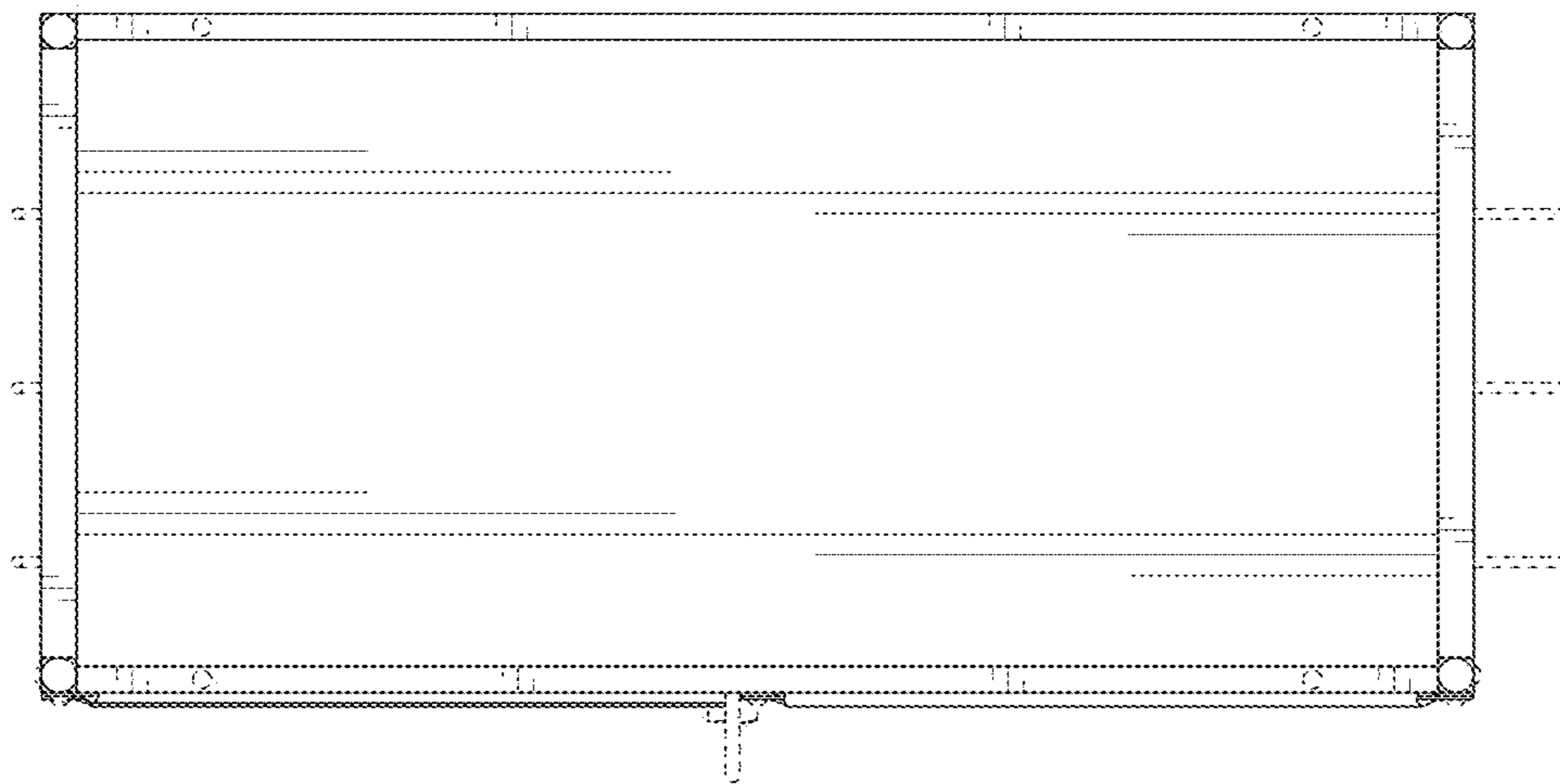


FIG.7