



US00D972862S

(12) **United States Design Patent** (10) **Patent No.:** **US D972,862 S**
Holzmann et al. (45) **Date of Patent:** **** Dec. 20, 2022**

(54) **SOAP DISPENSER**

(56) **References Cited**

(71) Applicant: **Bradley Corporation**, Menomonee Falls, WI (US)

U.S. PATENT DOCUMENTS

(72) Inventors: **Simon Holzmann**, Zorneding (DE); **Stefan Hillenmayer**, Munich (DE); **Ning Zhou**, Munich (DE); **Laura Beth Stang**, Mukwonago, WI (US)

D530,125	S	*	10/2006	Vignot	D6/545
D662,342	S	*	6/2012	Daniel	D6/545
D677,085	S	*	3/2013	Velazquez	D6/518
D695,542	S	*	12/2013	Niada	D6/518
8,622,242	B2	*	1/2014	Pelfrey	A47K 5/14 222/23
D740,587	S	*	10/2015	Sun Ting Kung	D6/518
D798,080	S	*	9/2017	Duncan	D6/542
D802,329	S	*	11/2017	Brownley	D6/545

(73) Assignee: **Bradley Corporation**, Menomonee Falls, WI (US)

(Continued)

(**) Term: **15 Years**

Primary Examiner — Nathan M Johnston

(21) Appl. No.: **29/803,811**

(74) *Attorney, Agent, or Firm* — Boyle Fredrickson, S.C.

(22) Filed: **Aug. 16, 2021**

(57) **CLAIM**

Related U.S. Application Data

The ornamental design for a soap dispenser, substantially as shown and described.

(60) Division of application No. 29/710,952, filed on Oct. 28, 2019, now Pat. No. Des. 927,885, which is a continuation-in-part of application No. 29/708,032, filed on Oct. 2, 2019, now Pat. No. Des. 926,490.

DESCRIPTION

(51) **LOC (13) Cl.** **23-02**

FIG. 1 is a front, raised perspective view of a soap dispenser according to a first embodiment of the invention;
FIG. 2 is a front view of the soap dispenser of FIG. 1;
FIG. 3 is a rear view of the soap dispenser of FIG. 1;
FIG. 4 is a right side view of the soap dispenser of FIG. 1;
FIG. 5 is a left side view of the soap dispenser of FIG. 1;
FIG. 6 is a top view of the soap dispenser of FIG. 1;
FIG. 7 is a bottom view of the soap dispenser of FIG. 1;
FIG. 8 is a front, lowered perspective view of the soap dispenser of FIG. 1;
FIG. 9 is a front, raised perspective view of a soap dispenser according to a second embodiment of the invention, the second embodiment being similar to the first embodiment but with a transparent lower section; and,
FIG. 10 is a front, lowered perspective of the soap dispenser of FIG. 9.

(52) **U.S. Cl.**

USPC **D6/545**

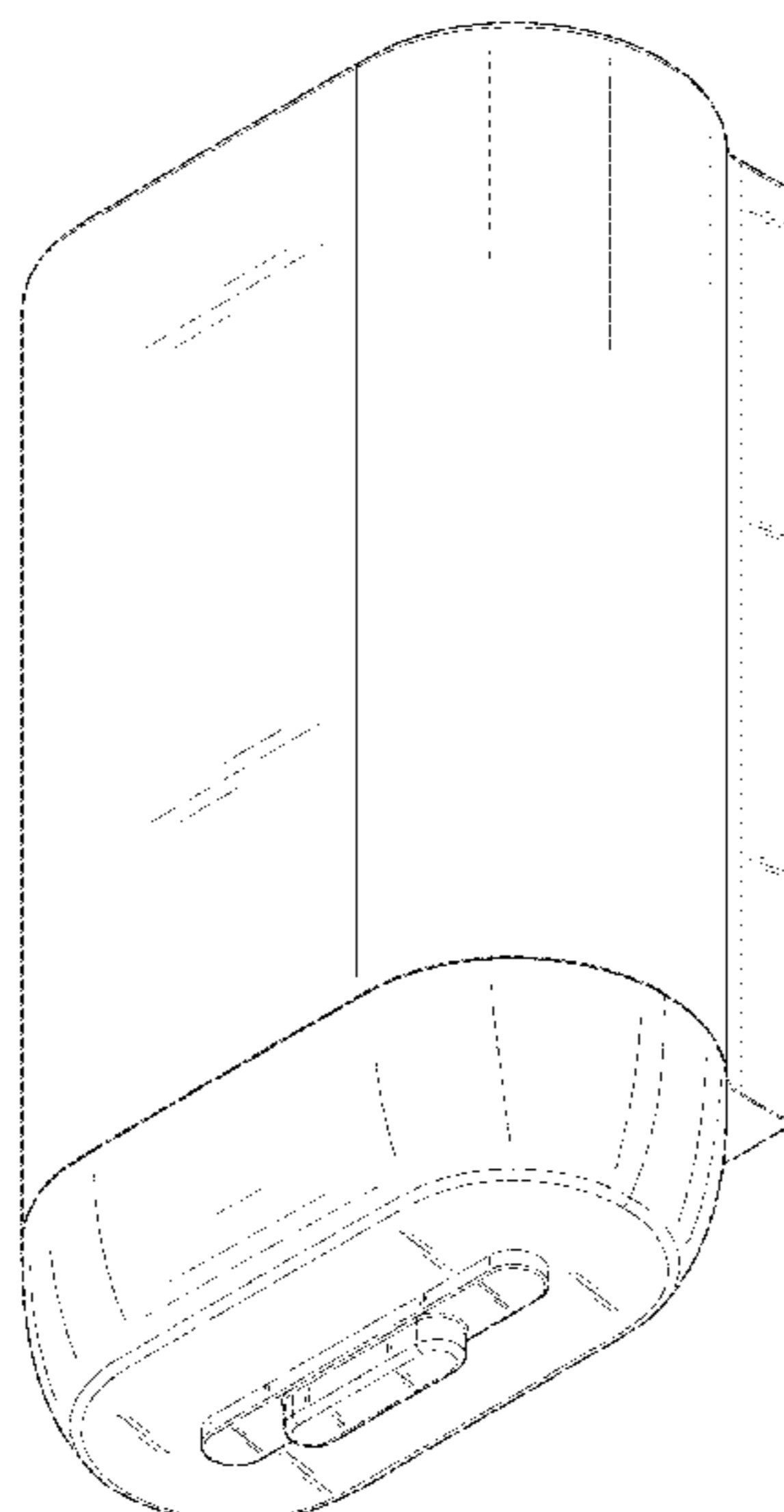
(58) **Field of Classification Search**

USPC D6/515, 522, 542, 512, 518, 520, 524, D6/543, 544, 545; 206/233, 389, 401, 206/77.1, 581, 225, 229; 211/45, 48, 211/88.04, 119.009, 85.12; 221/26, 208, 221/282, 283

CPC . A47F 1/085; A47F 7/163; A47F 7/16; B65H 75/141; B65D 83/267; B65D 23/003; B65D 83/40; B65D 77/065; B65D 35/242; B65D 85/672; B65D 83/08; B65D 83/05; B65D 85/04; B67D 3/0029; B67D 1/07; A47K 5/1217; A47K 5/02; A47K 10/025; A47K 10/10; A47K 10/04; A47K 1/09; A47K 17/003; A61C 5/06

See application file for complete search history.

1 Claim, 10 Drawing Sheets



(56)

References Cited

U.S. PATENT DOCUMENTS

D806,435 S * 1/2018 Santoro D6/545
D811,770 S * 3/2018 Brownley D6/545
D831,377 S * 10/2018 Blick D6/545
D901,930 S * 11/2020 Reilly D6/542
2018/0206684 A1 * 7/2018 Tedesco A47K 10/3818

* cited by examiner

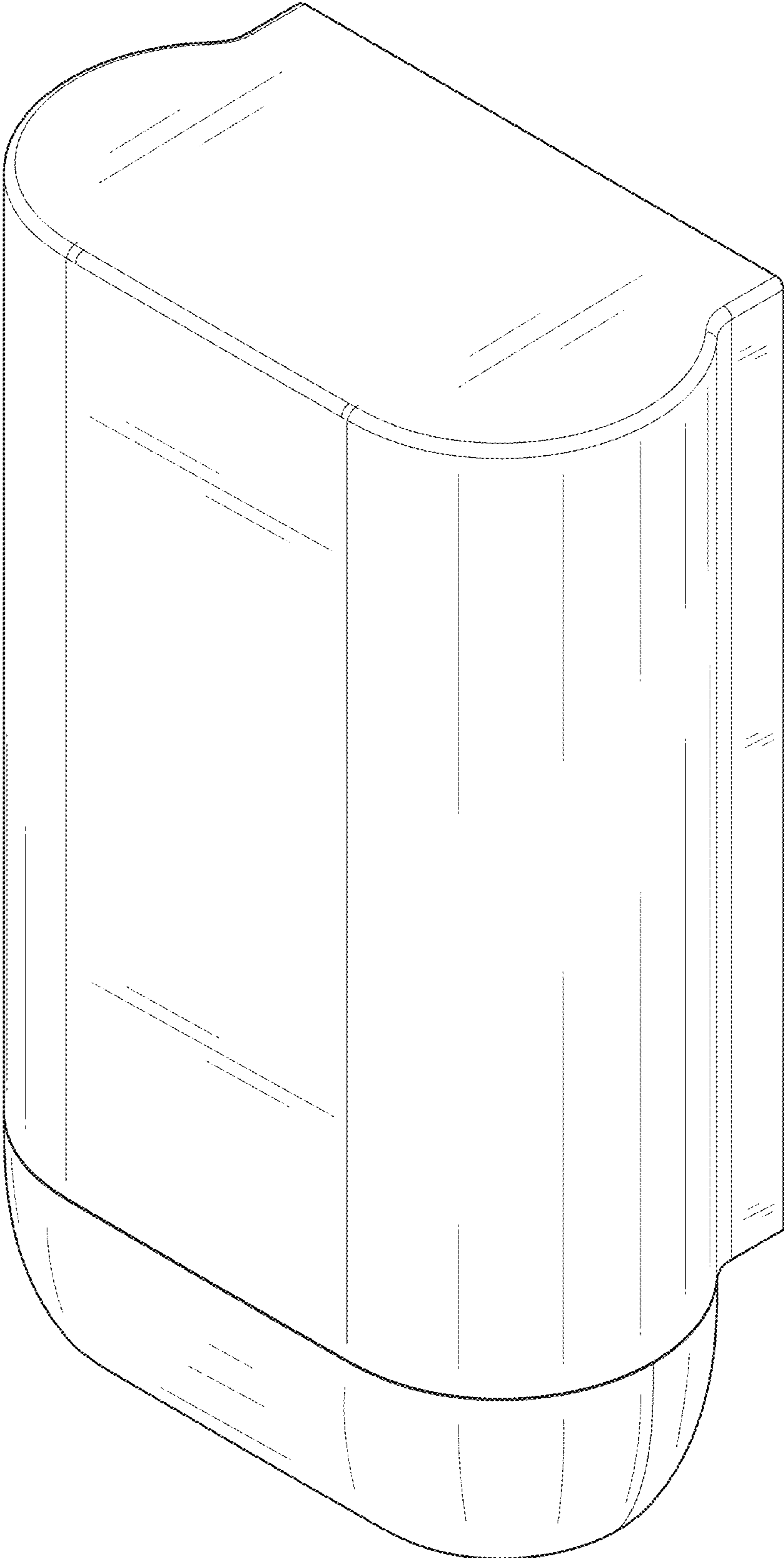


FIG. 1




FIG. 2




FIG. 3




FIG. 4




FIG. 5

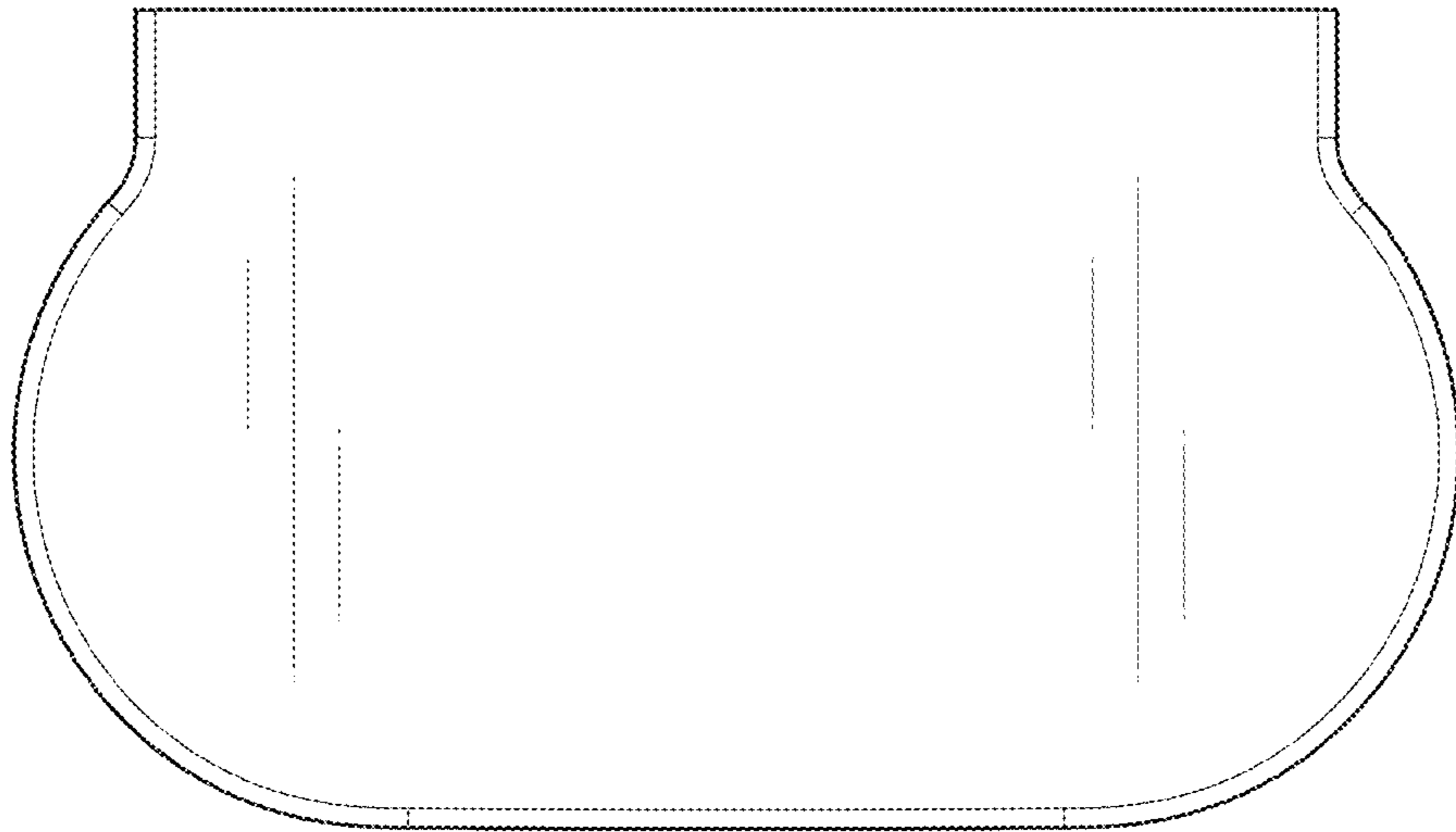


FIG. 6

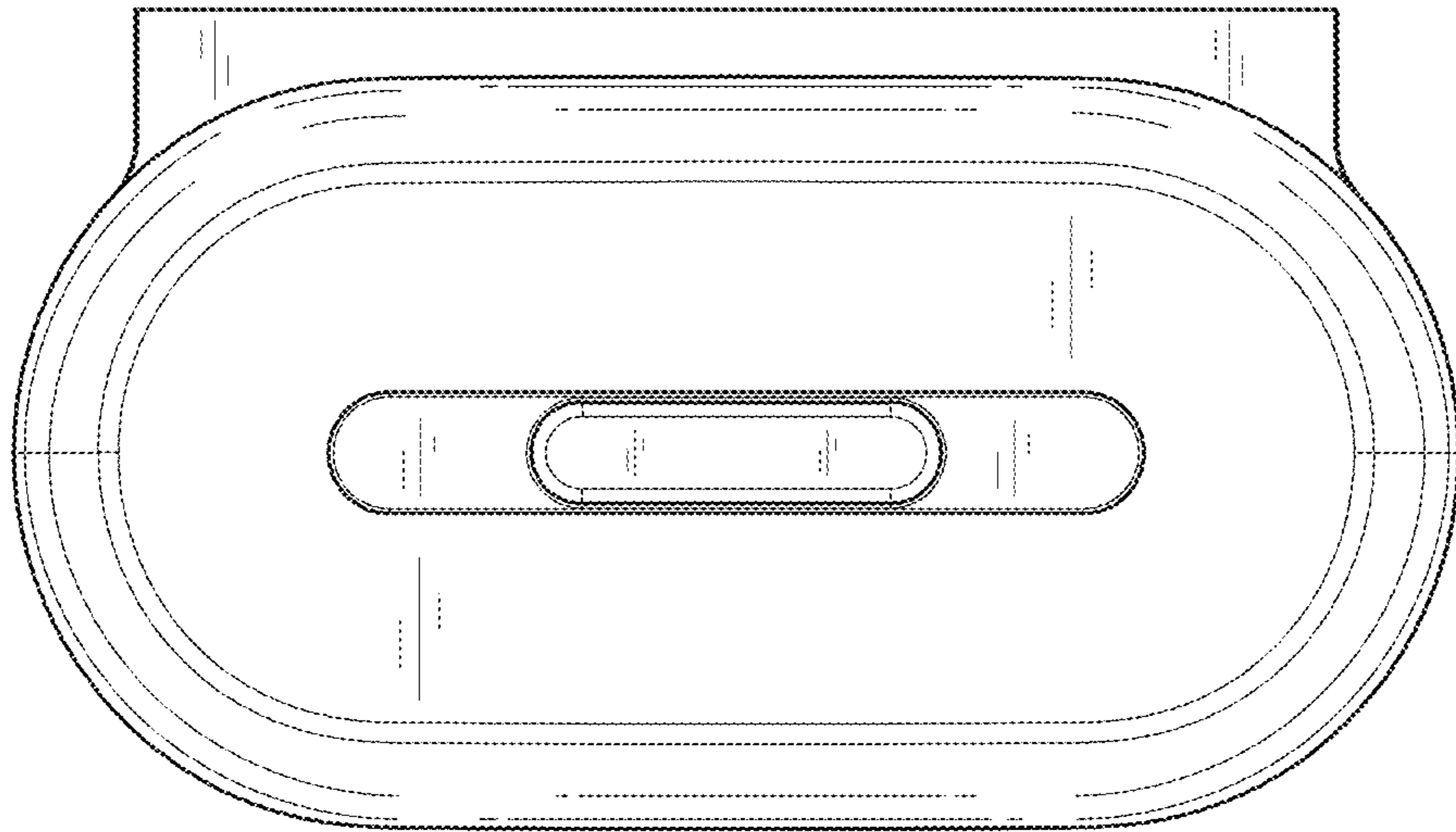


FIG. 7

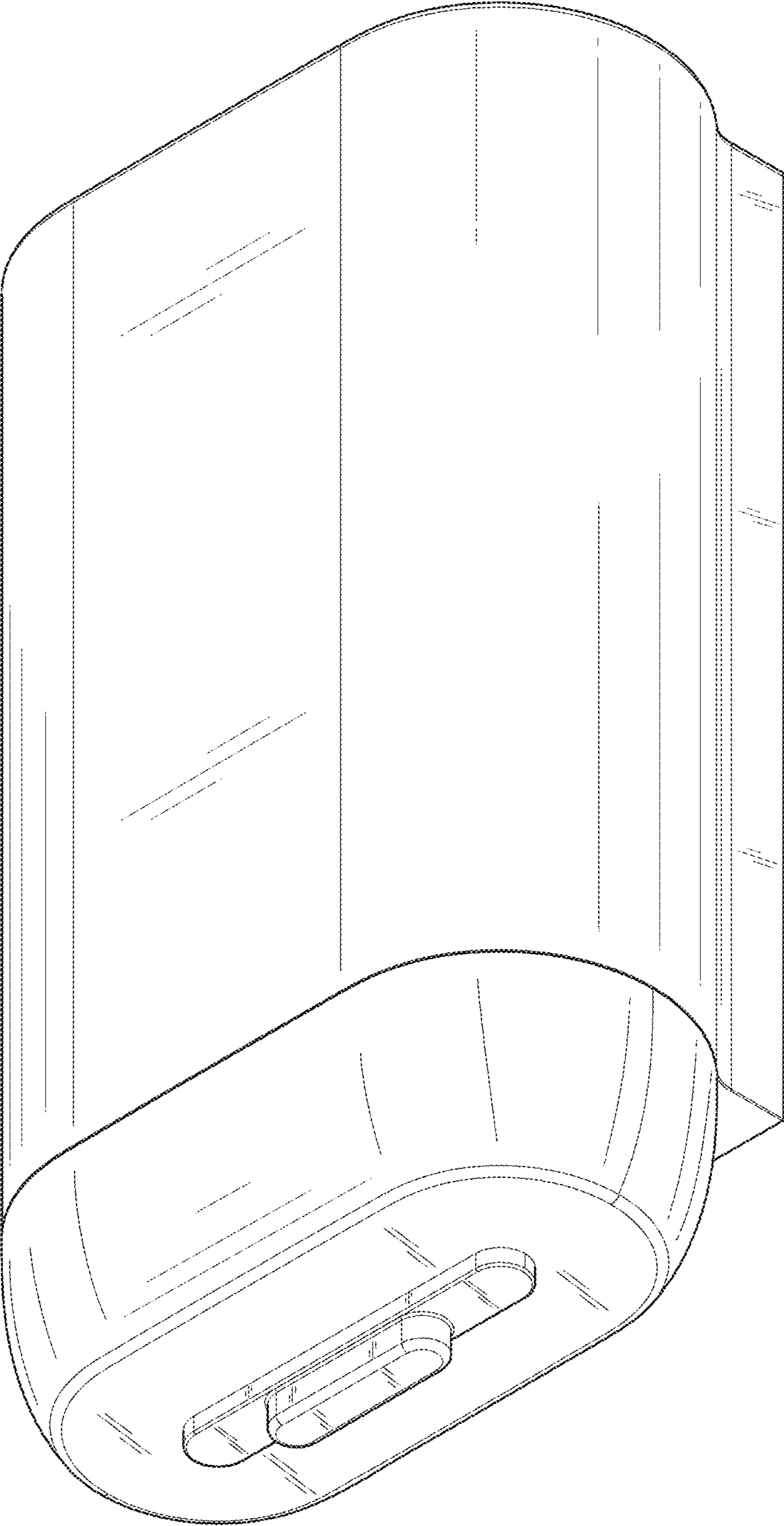


FIG. 8

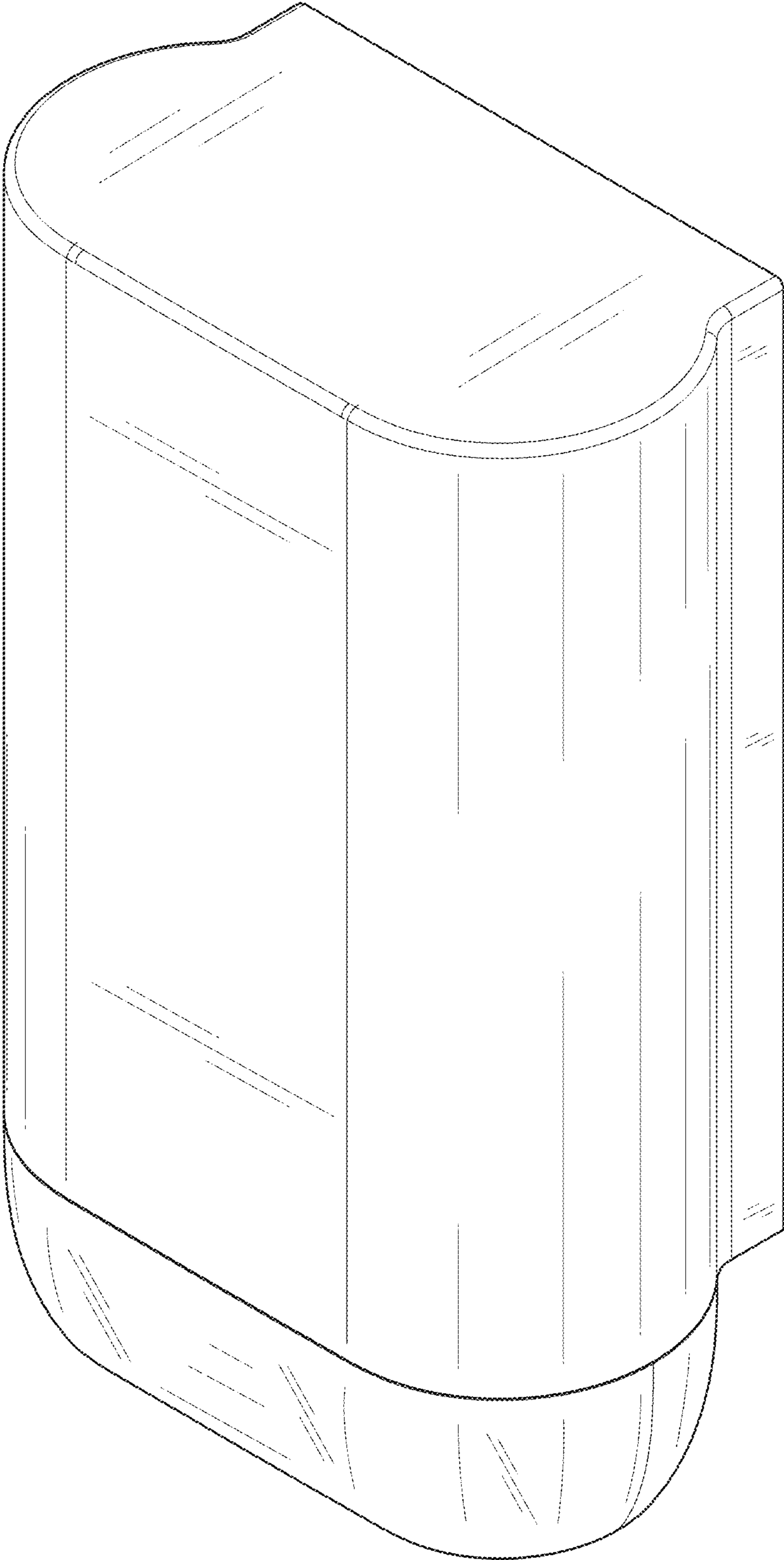


FIG. 9

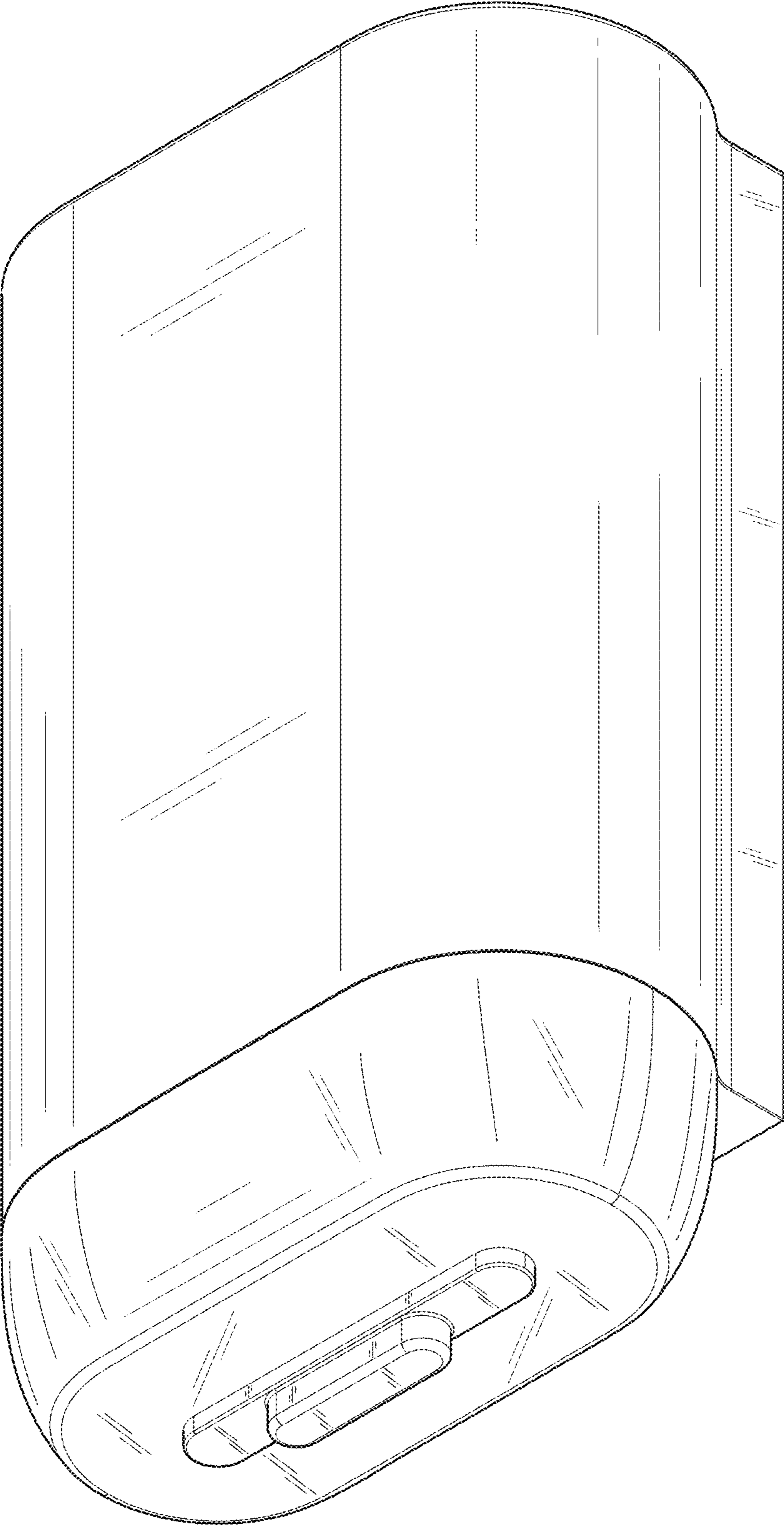


FIG. 10