



US00D972838S

(12) **United States Design Patent** (10) **Patent No.:** **US D972,838 S**
Byrd (45) **Date of Patent:** **** Dec. 20, 2022**

(54) **HAND BAG**
(71) Applicant: **Mari Gianni Byrd**, Clawson, MI (US)
(72) Inventor: **Mari Gianni Byrd**, Clawson, MI (US)

D534,772 S * 1/2007 Lown D7/709
D656,313 S 3/2012 Dumas et al.
D768,983 S 10/2016 Orilland
D805,768 S * 12/2017 Nicotra D3/232
D813,543 S * 3/2018 Wang D3/305
D847,500 S 5/2019 Lagerfeld

(**) Term: **15 Years**

OTHER PUBLICATIONS

(21) Appl. No.: **29/768,827**

“Britt Circle Crossbody Bag”, first reviewed on Aug. 17, 2018, urbansouthern.com, site visited May 25, 2022: <https://urbansouthern.com/products/the-britt-circle-crossbody-bag#shopify-product-reviews> (Year: 2018).*

(22) Filed: **Feb. 1, 2021**

(51) **LOC (13) Cl.** **03-01**

(52) **U.S. Cl.**
USPC **D3/232**

* cited by examiner

(58) **Field of Classification Search**
USPC D3/232–234, 239–246, 254
CPC A45C 3/06; A45C 3/00; A45C 3/04; B65D
33/08

Primary Examiner — Jennifer L Watkins
Assistant Examiner — Samantha Lynne Brodowski
(74) *Attorney, Agent, or Firm* — J. Baron Lesperance

See application file for complete search history.

(57) **CLAIM**

The ornamental design for a hand bag, as shown and described.

(56) **References Cited**

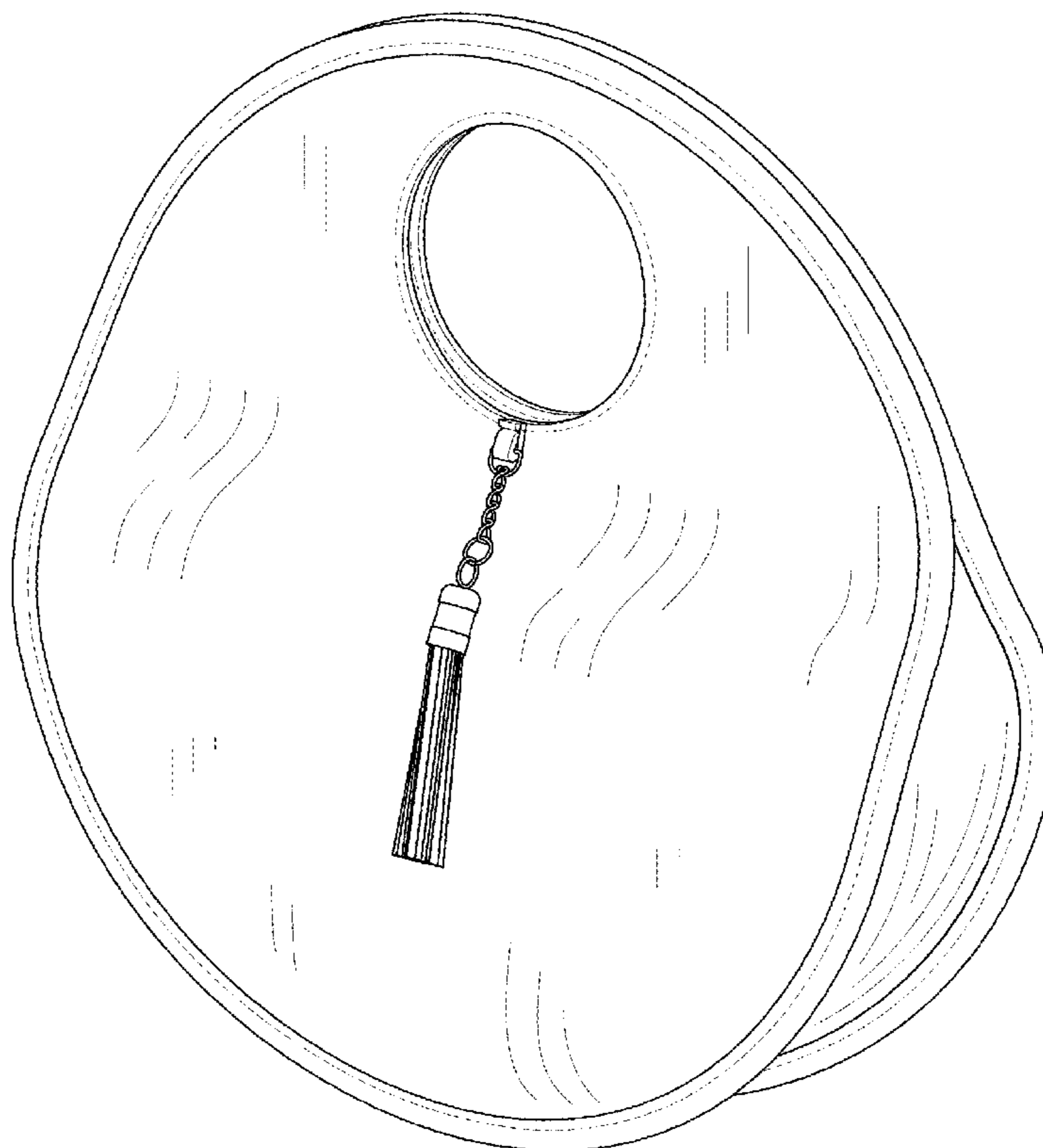
DESCRIPTION

U.S. PATENT DOCUMENTS

D55,451 S * 6/1920 Carraine D3/246
1,815,106 A * 7/1931 Jostes A45C 13/04
383/18
D114,983 S * 5/1939 Moss D3/246
D122,628 S * 9/1940 Lewis D3/240
D248,891 S * 8/1978 Pflieger D3/246
D248,892 S * 8/1978 Pflieger D3/246
D333,039 S * 2/1993 Wells D3/289
D347,323 S * 5/1994 Ringblum D3/239
D379,117 S * 5/1997 Ortiz D3/20
D509,059 S * 9/2005 Hayes D3/246

FIG. 1 is a front view of the hand bag;
FIG. 2 is a rear view of the hand bag;
FIG. 3 is a right-side view of the hand bag;
FIG. 4 is a left-side view of the hand bag;
FIG. 5 is a top view of the hand bag;
FIG. 6 is bottom view of the hand bag; and,
FIG. 7 is a perspective view of the hand bag.
The evenly broken lines in the Figures depict stitching as part of the claimed design.

1 Claim, 7 Drawing Sheets






FIG. 1

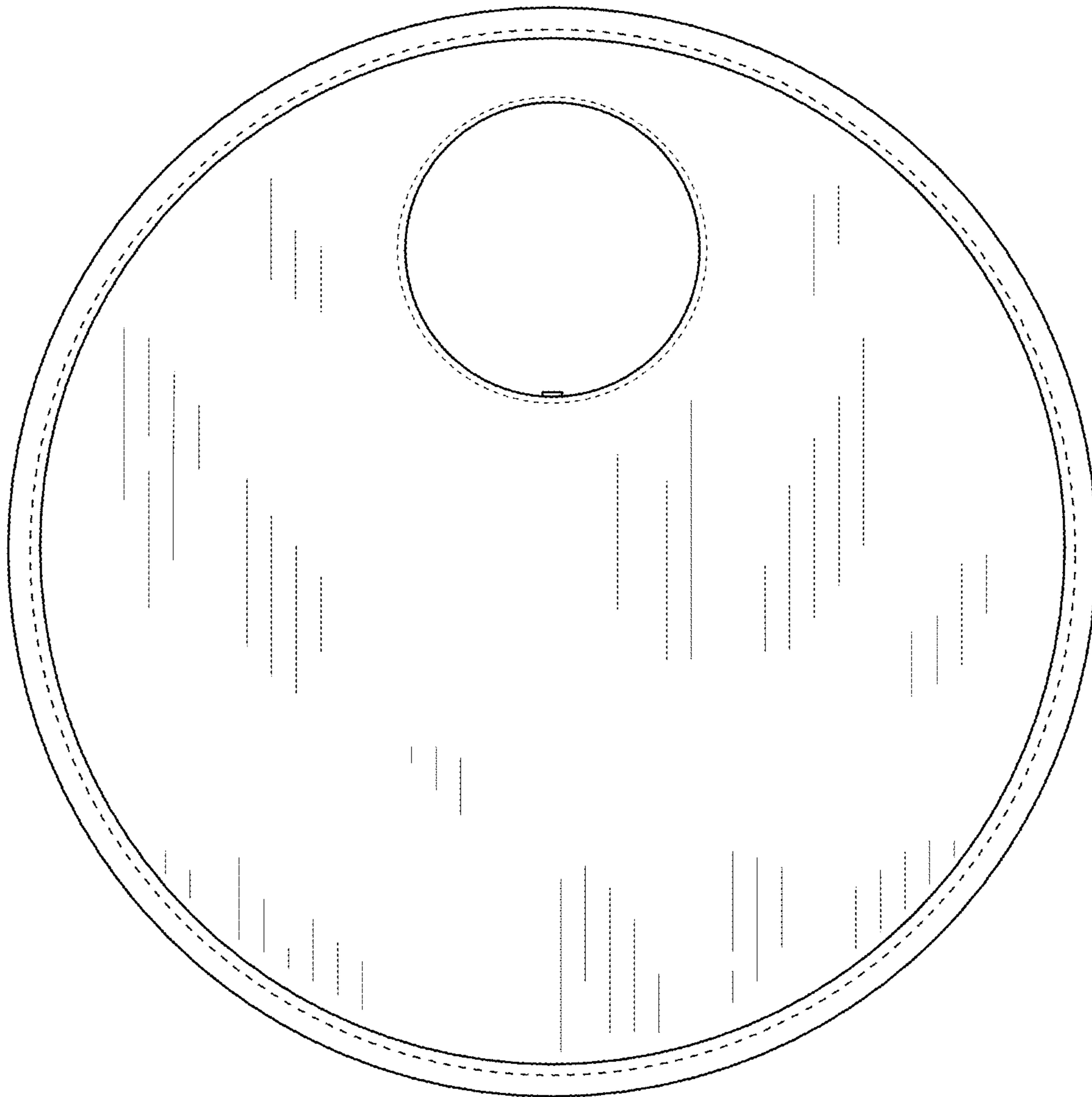


FIG. 2

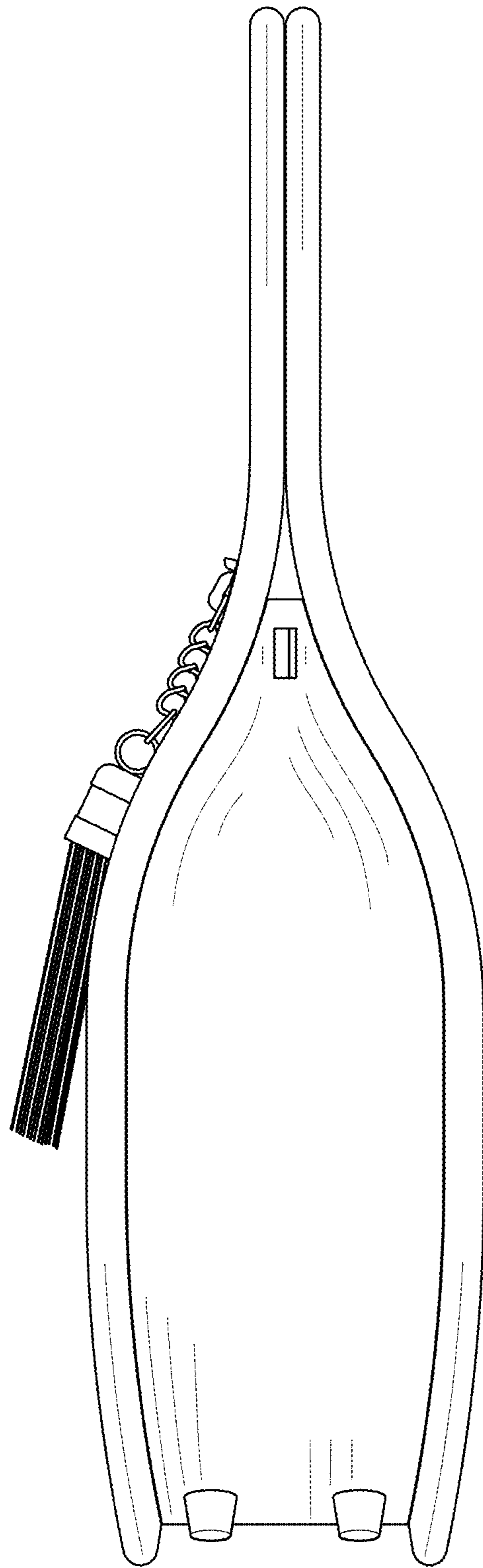


FIG. 3

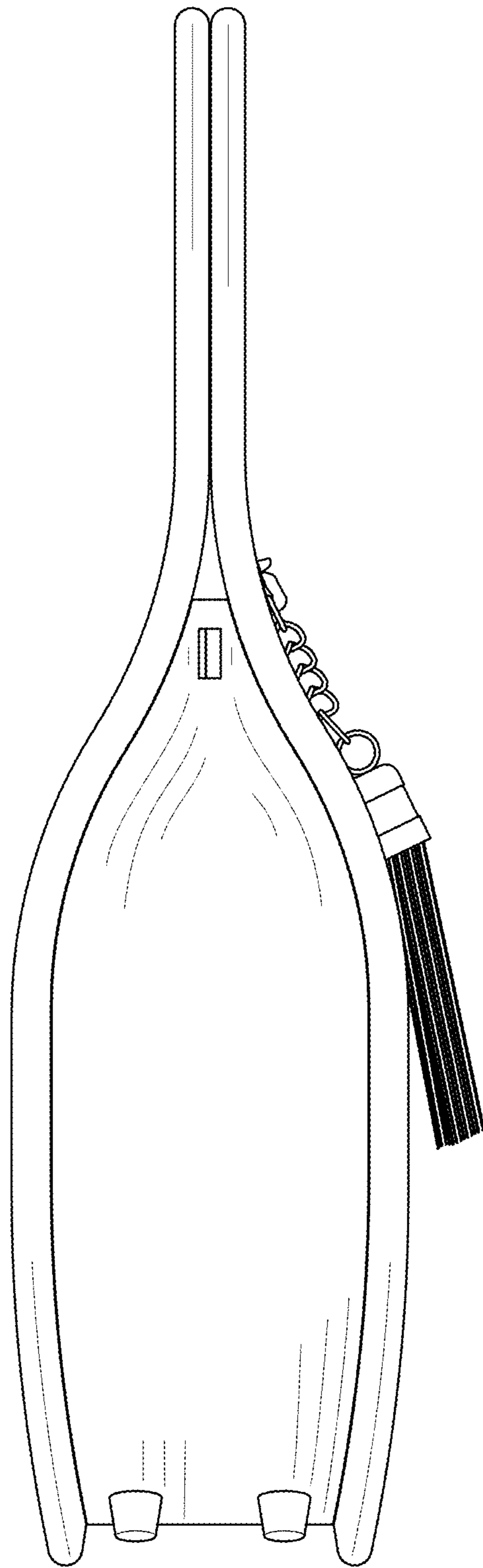


FIG. 4

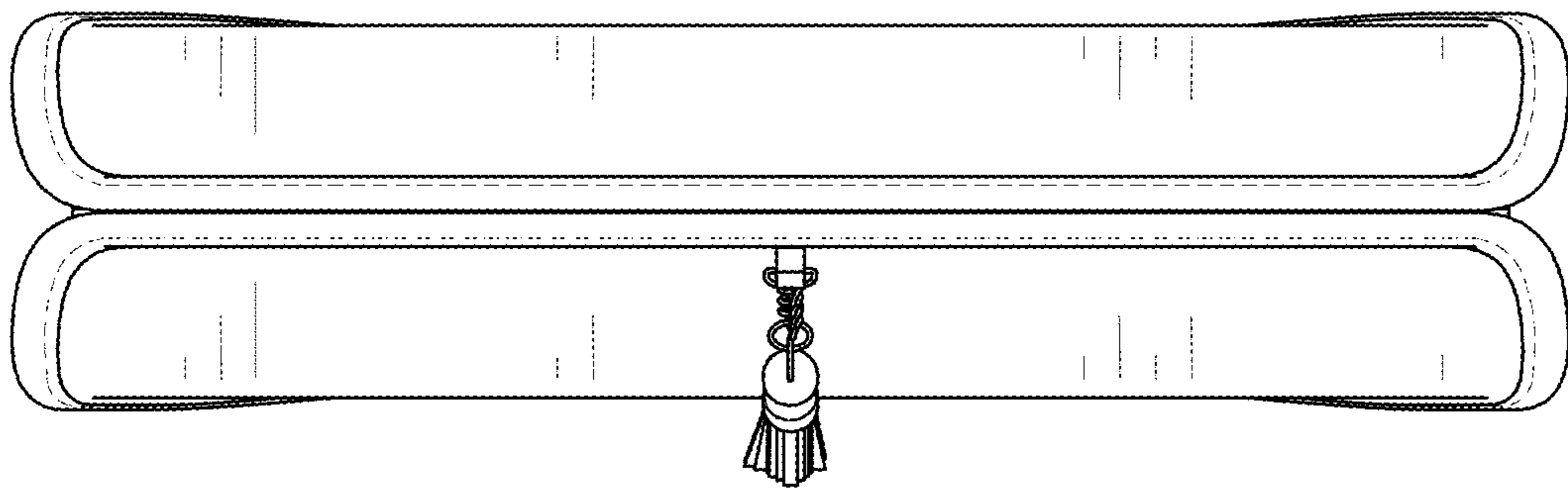


FIG. 5

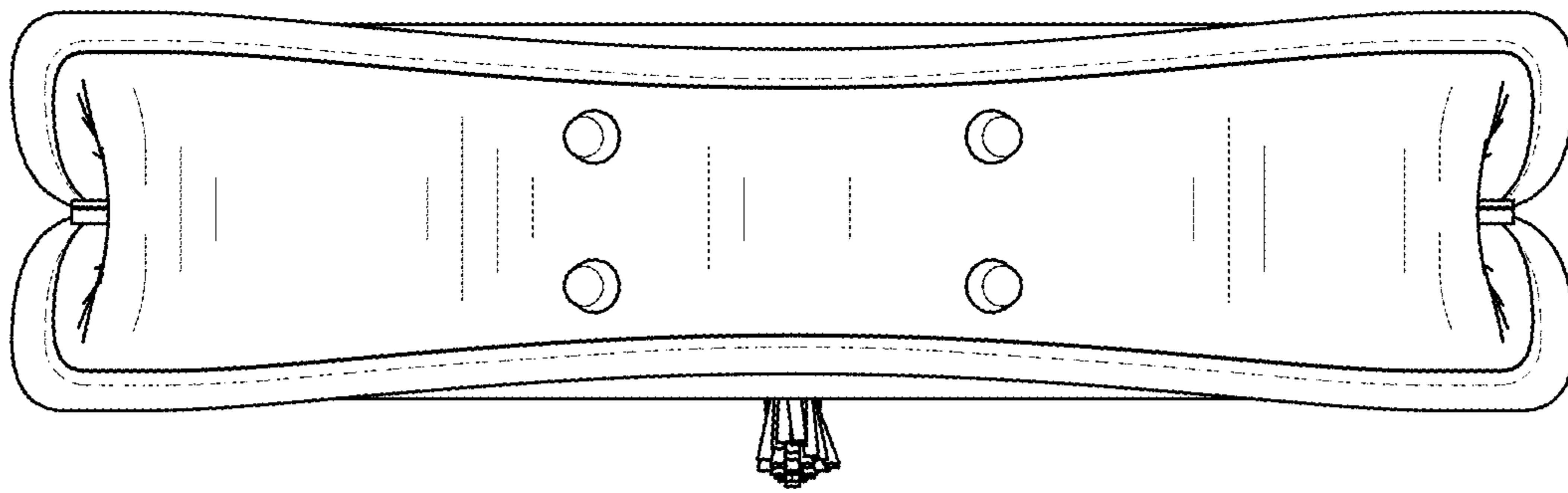


FIG. 6

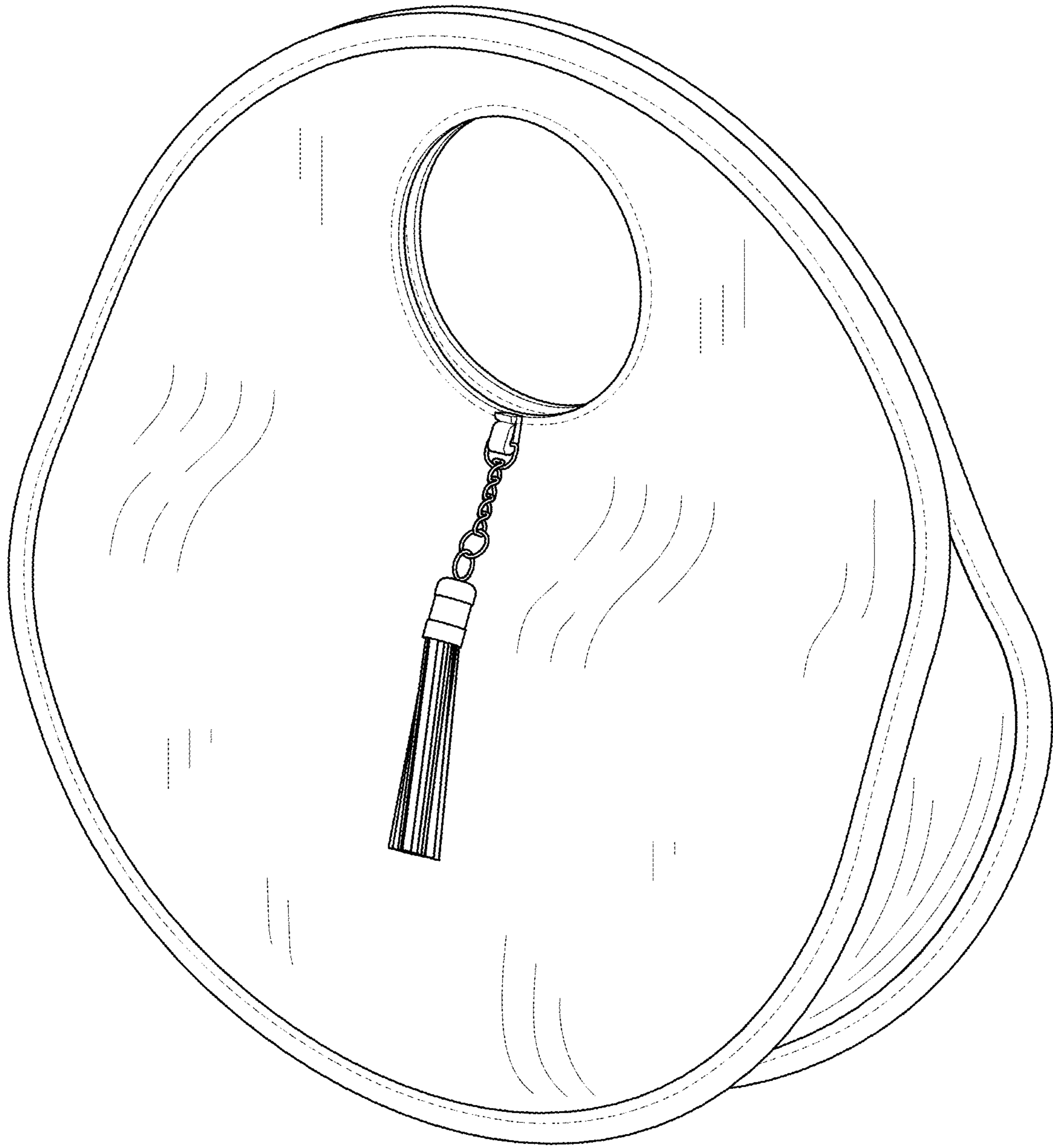


FIG. 7