



US00D972829S

(12) **United States Design Patent**
Barrera et al.

(10) **Patent No.:** **US D972,829 S**
(45) **Date of Patent:** **** Dec. 20, 2022**

(54) **FOOTWEAR**

(71) Applicant: **Allbirds Inc.**, San Francisco, CA (US)

(72) Inventors: **Dennice Quijano Barrera**, San Francisco, CA (US); **James Romero**, San Francisco, CA (US); **Olivier Henrichot**, San Francisco, CA (US); **Jamie McLellan**, San Francisco, CA (US)

(73) Assignee: **ALLBIRDS, INC.**, San Francisco, CA (US)

(**) Term: **15 Years**

(21) Appl. No.: **29/745,905**

(22) Filed: **Aug. 10, 2020**

(51) **LOC (13) Cl.** **02-04**

(52) **U.S. Cl.**
USPC **D2/969**; D2/907

(58) **Field of Classification Search**
USPC D2/902–908, 909, 944, 947, 951, 960, D2/969, 972, 973
CPC A43B 5/00; A43B 5/08; A43B 5/10; A43B 1/00; A43B 1/02; A43B 1/10; A43B 1/14; A43B 23/00; A43B 23/02; A43B 23/021; A43B 23/0215; A43B 23/0235; A43B 23/025; A43B 23/026
See application file for complete search history.

(56) **References Cited**

U.S. PATENT DOCUMENTS

D237,426 S * 11/1975 Thornberry D2/907
D243,421 S * 2/1977 Cohen D2/907
D265,015 S * 6/1982 Higgins D2/907
4,584,783 A * 4/1986 Dobbin A43C 1/00
36/50.1
D326,763 S * 6/1992 Holbrook D2/907
D624,288 S * 9/2010 Choi D2/896

D651,390 S * 1/2012 Van Zyll De Jong D2/969
D661,078 S * 6/2012 Van Zyll De Jong D2/969
D731,761 S * 6/2015 Carroll D2/907
D840,138 S * 2/2019 Brown D2/947
D851,870 S * 6/2019 Gallo D2/907
D859,796 S * 9/2019 McLellan D2/944
D876,772 S * 3/2020 Brown A43B 23/0205
D2/951
D876,783 S * 3/2020 Brown D2/969

(Continued)

OTHER PUBLICATIONS

Fit Review! Allbirds Women’s Wool Pipers Ironbark, announced May 23, 2021 [online], [site visited Jun. 16, 2022]. Available from internet, URL: <https://www.petiteimpact.com/2021/05/fit-review-allbirds-womens-wool-pipers.html> (Year: 2021).*

(Continued)

Primary Examiner — Leanne Was-Englehart

Assistant Examiner — Yelizaveta Y Masalimova

(74) *Attorney, Agent, or Firm* — Schwabe Williamson & Wyatt, P.C.

(57) **CLAIM**

We claim the ornamental design for a footwear, as shown and described.

DESCRIPTION

FIG. 1 is a front perspective view of a footwear, showing our new design;
FIG. 2 is a rear perspective view thereof;
FIG. 3 is a right side view thereof;
FIG. 4 is a left side view thereof;
FIG. 5 is a front view thereof;
FIG. 6 is a back view thereof;
FIG. 7 is a top view thereof; and,
FIG. 8 is a bottom view thereof.
The broken lines are directed to features of the shoe that form no part of the claimed design.

1 Claim, 7 Drawing Sheets



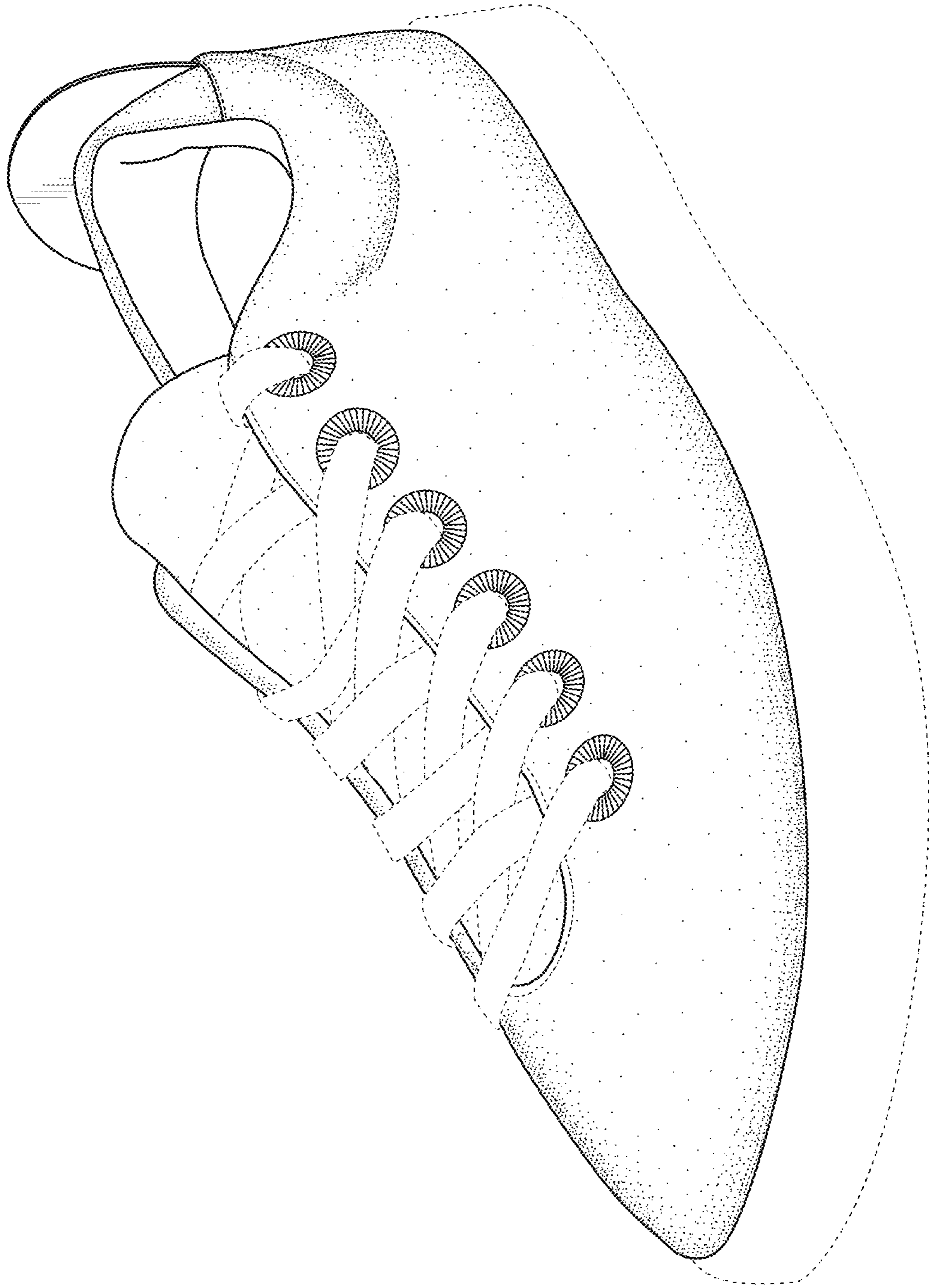


FIG. 1

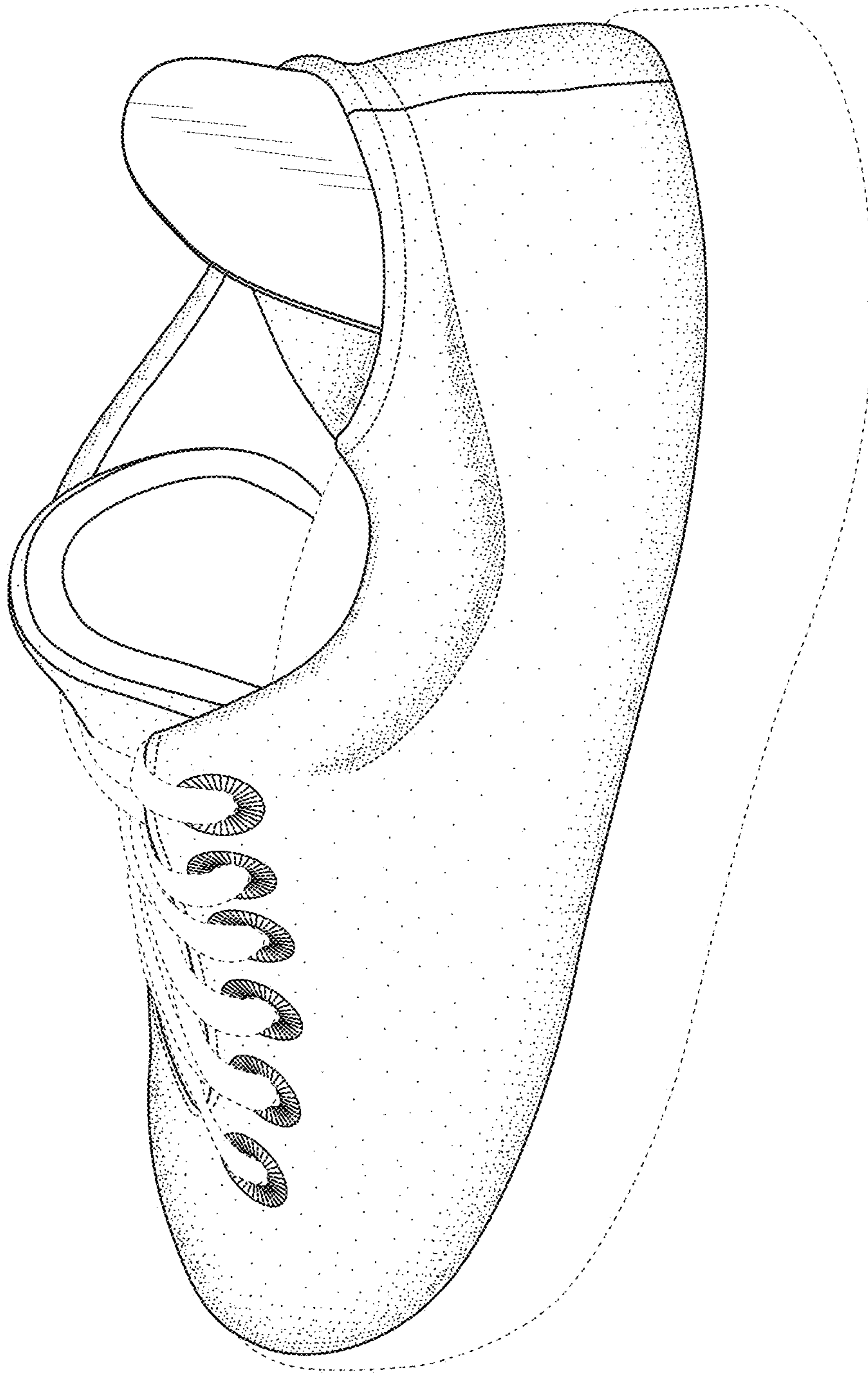


FIG. 2

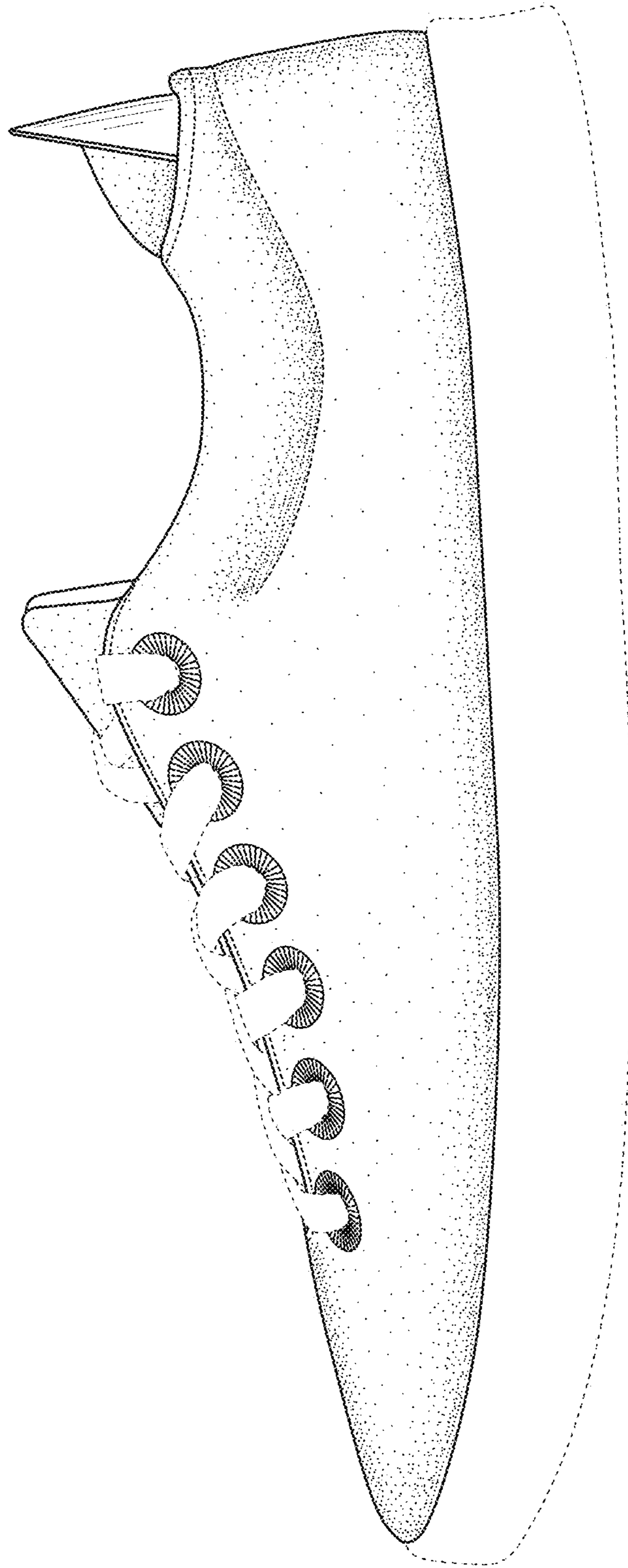


FIG. 3

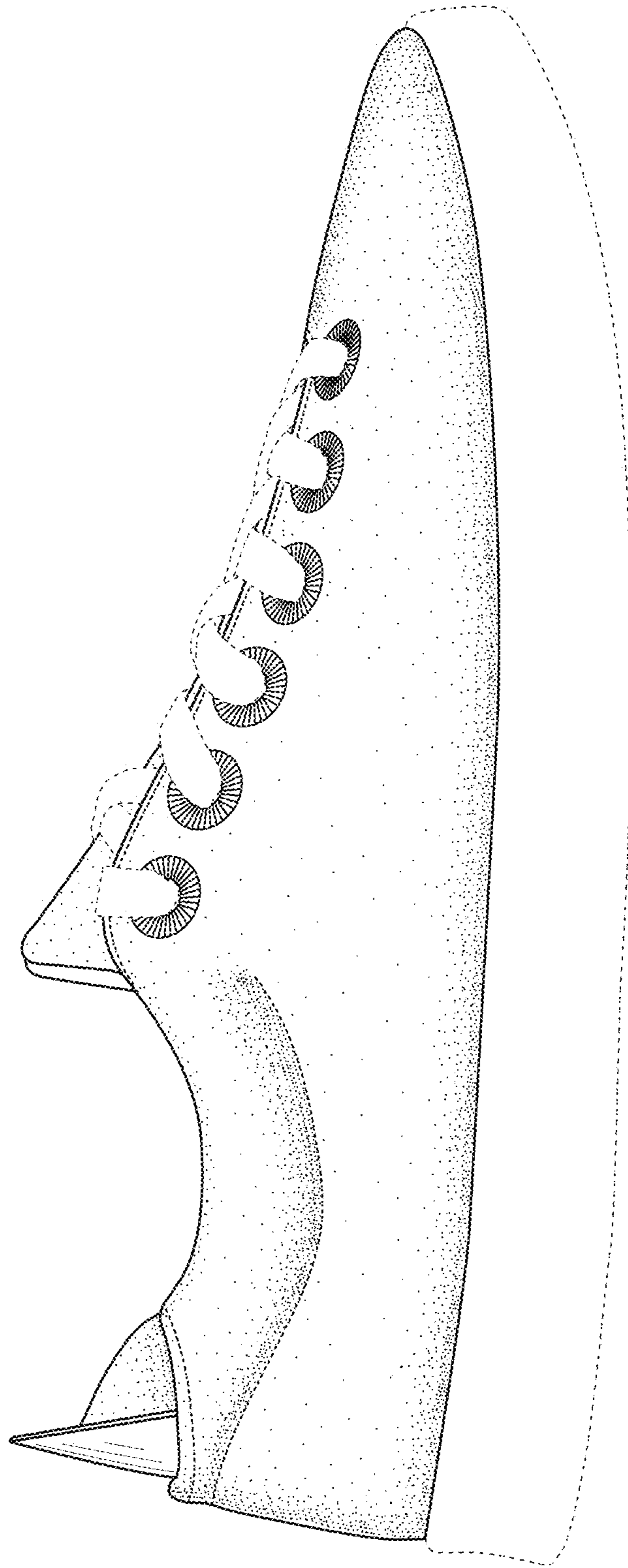


FIG. 4

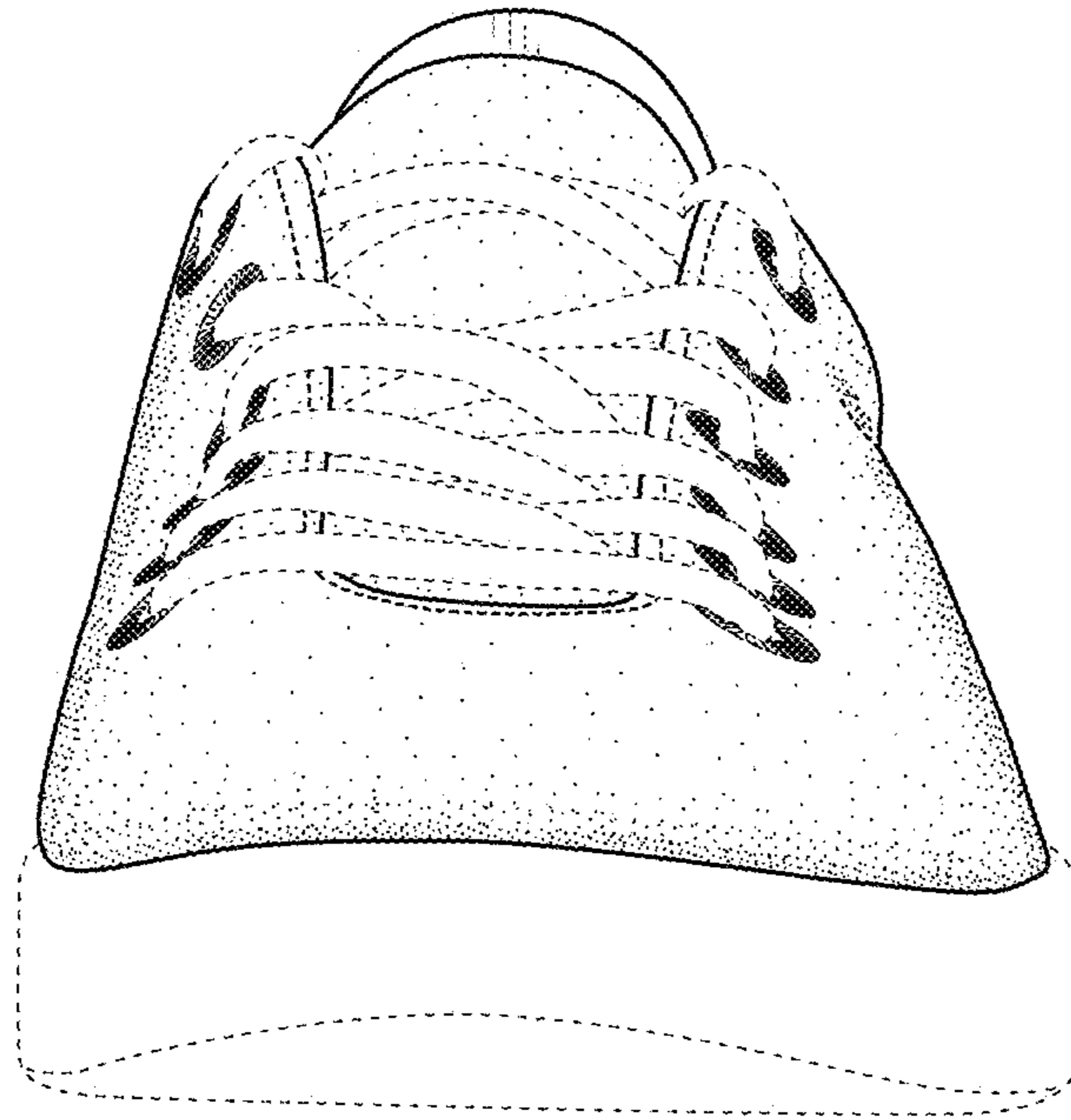


FIG. 5

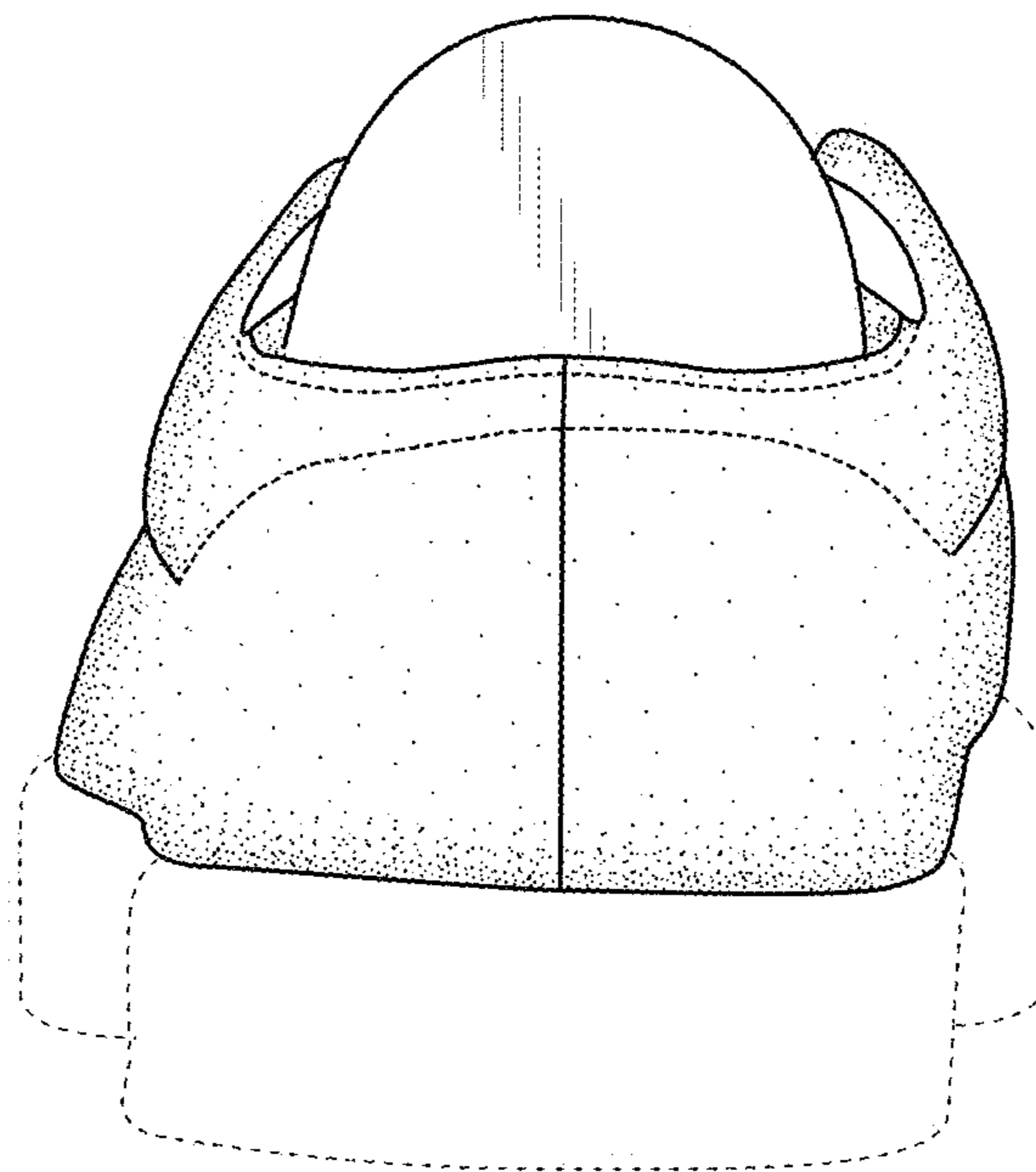


FIG. 6

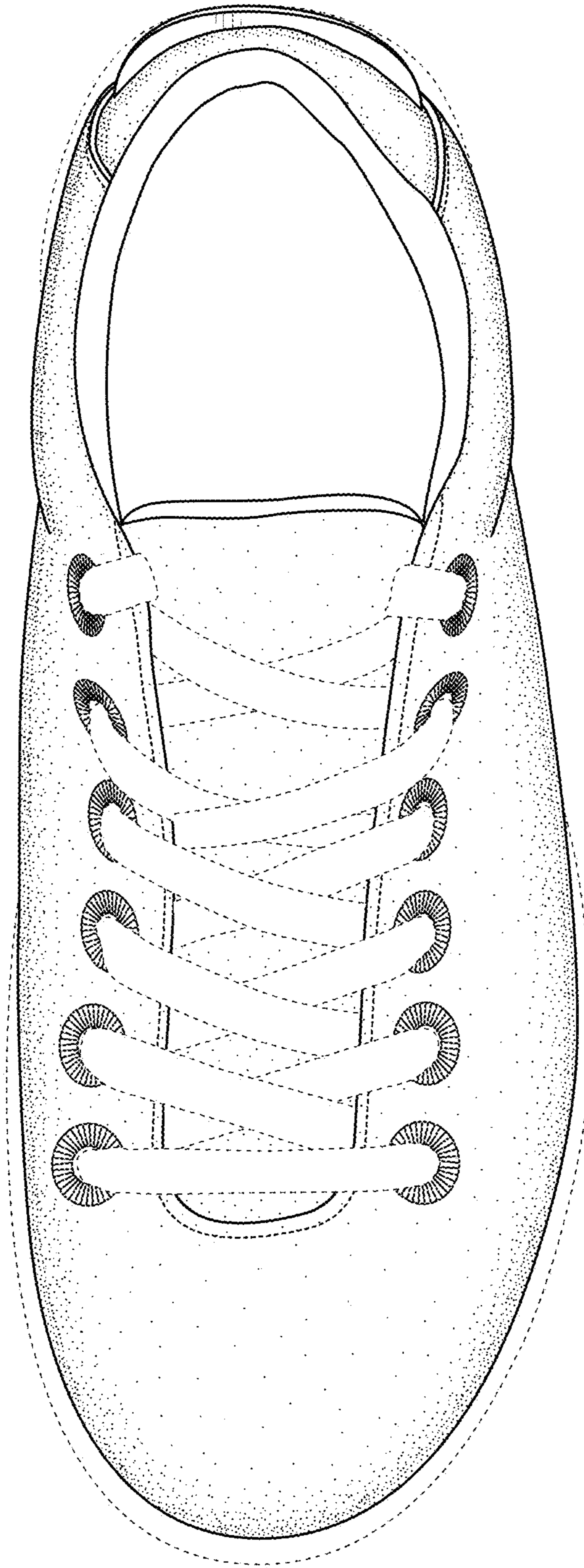


FIG. 7




FIG. 8