



US00D972821S

(12) **United States Design Patent**
Schenone

(10) **Patent No.:** **US D972,821 S**

(45) **Date of Patent:** **** Dec. 20, 2022**

(54) **SHOE**

(71) Applicant: **NIKE, Inc.**, Beaverton, OR (US)

(72) Inventor: **Kyle D. Schenone**, Beaverton, OR (US)

(73) Assignee: **NIKE, Inc.**, Beaverton, OR (US)

(**) Term: **15 Years**

(21) Appl. No.: **29/818,887**

(22) Filed: **Dec. 10, 2021**

(51) **LOC (13) Cl.** **02-04**

(52) **U.S. Cl.**

USPC **D2/951**; D2/957

(58) **Field of Classification Search**

USPC D2/902, 906, 908, 916, 918, 925,
D2/946-962, 977

CPC A43B 13/00; A43B 13/02; A43B 13/023;
A43B 13/026; A43B 13/04; A43B 13/08;
A43B 13/10; A43B 13/12; A43B 13/14;
A43B 13/141; A43B 13/143; A43B
13/16; A43B 13/18; A43B 13/181; A43B
13/187; A43B 13/189; A43B 13/20; A43B
13/22; A43B 13/223; A43B 13/24; A43B
13/28; A43B 13/30; A43B 13/32; A43B
13/34; A43B 13/36

See application file for complete search history.

(56) **References Cited**

U.S. PATENT DOCUMENTS

D68,214 S	9/1925	McDonald
D78,191 S	4/1929	Bush
D311,810 S	11/1990	Hatfield
D315,442 S	3/1991	Kilgore et al.
D318,170 S	7/1991	Hatfield
D321,977 S	12/1991	Kilgore et al.
D329,533 S	9/1992	Hatfield
D330,800 S	11/1992	Lucas
D335,571 S	5/1993	Peterson

D348,350 S	7/1994	Lucas	
D385,093 S	10/1997	Cass	
D385,392 S	10/1997	Cass	
D390,348 S	* 2/1998	Meyer	D2/959
D392,445 S	* 3/1998	Tresser	D2/954
D394,944 S	6/1998	Doxey	
D395,740 S	7/1998	Cass	
D452,061 S	* 12/2001	Smith	D2/947
D517,786 S	* 3/2006	Burg	D2/951
D530,493 S	10/2006	Holmes	
D530,494 S	10/2006	Holmes	
D550,437 S	* 9/2007	Belley	D2/954
D554,831 S	11/2007	Lotti	
D589,692 S	* 4/2009	McClaskie	D2/951

(Continued)

OTHER PUBLICATIONS

“A Multi-colored Splatter Print Appears On The Newly Launched Nike Pegasus 37”; Sneaker News; retrieved Dec. 16, 2020; published Jul. 19, 2019; URL: <<https://sneakernews.com/2020/07/19/nike-pegasus-37-multicolor-cz7864-100/>>.

(Continued)

Primary Examiner — Jonathan J Han

(74) *Attorney, Agent, or Firm* — Banner & Witcoff, Ltd.

(57) **CLAIM**

The ornamental design for a shoe, as shown and described.

DESCRIPTION

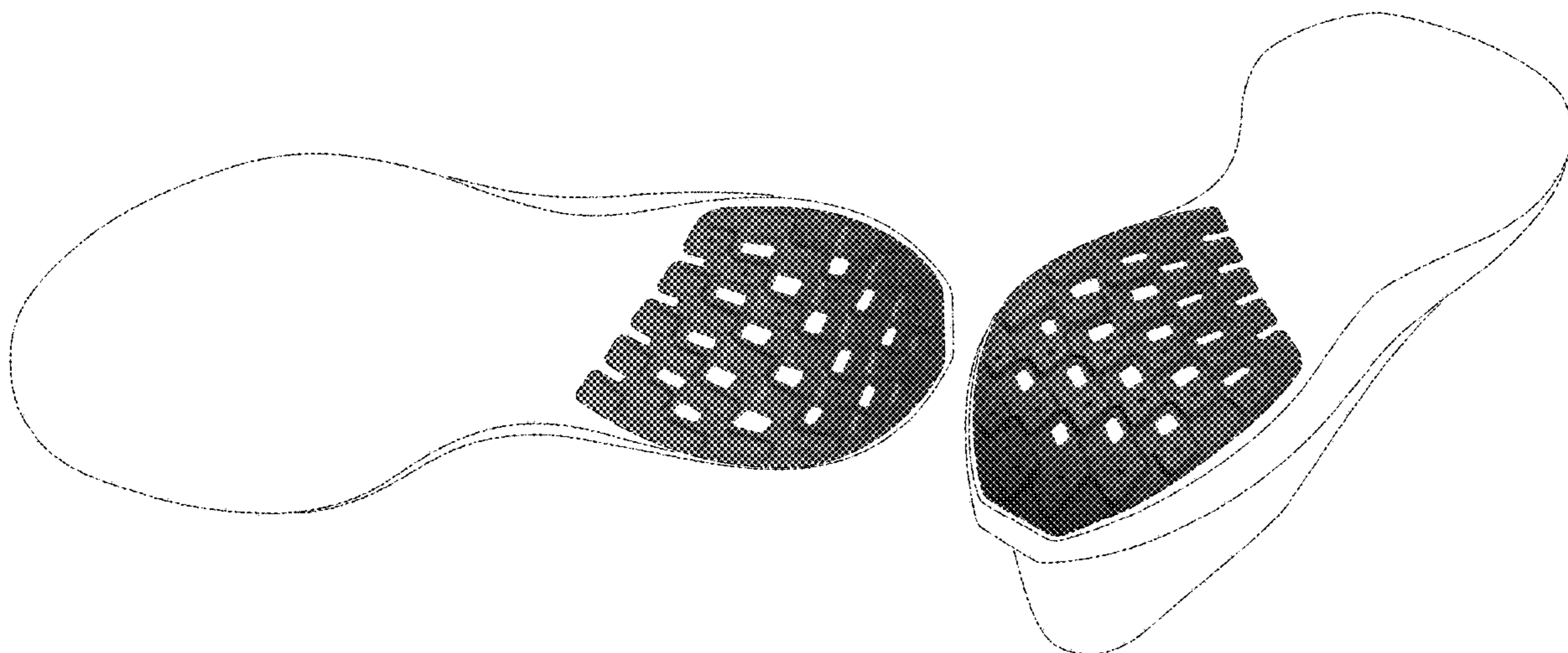
FIG. 1 is a bottom front perspective view of a shoe showing our new design;

FIG. 2 is a bottom view thereof; and,

FIG. 3 is a bottom rear perspective view thereof.

The broken line immediately adjacent to and surrounding the photographic area defines the peripheral bounds of the claimed design and forms no part thereof. The broken lines depicting the remainder of the shoe form no part of the claimed design.

1 Claim, 3 Drawing Sheets



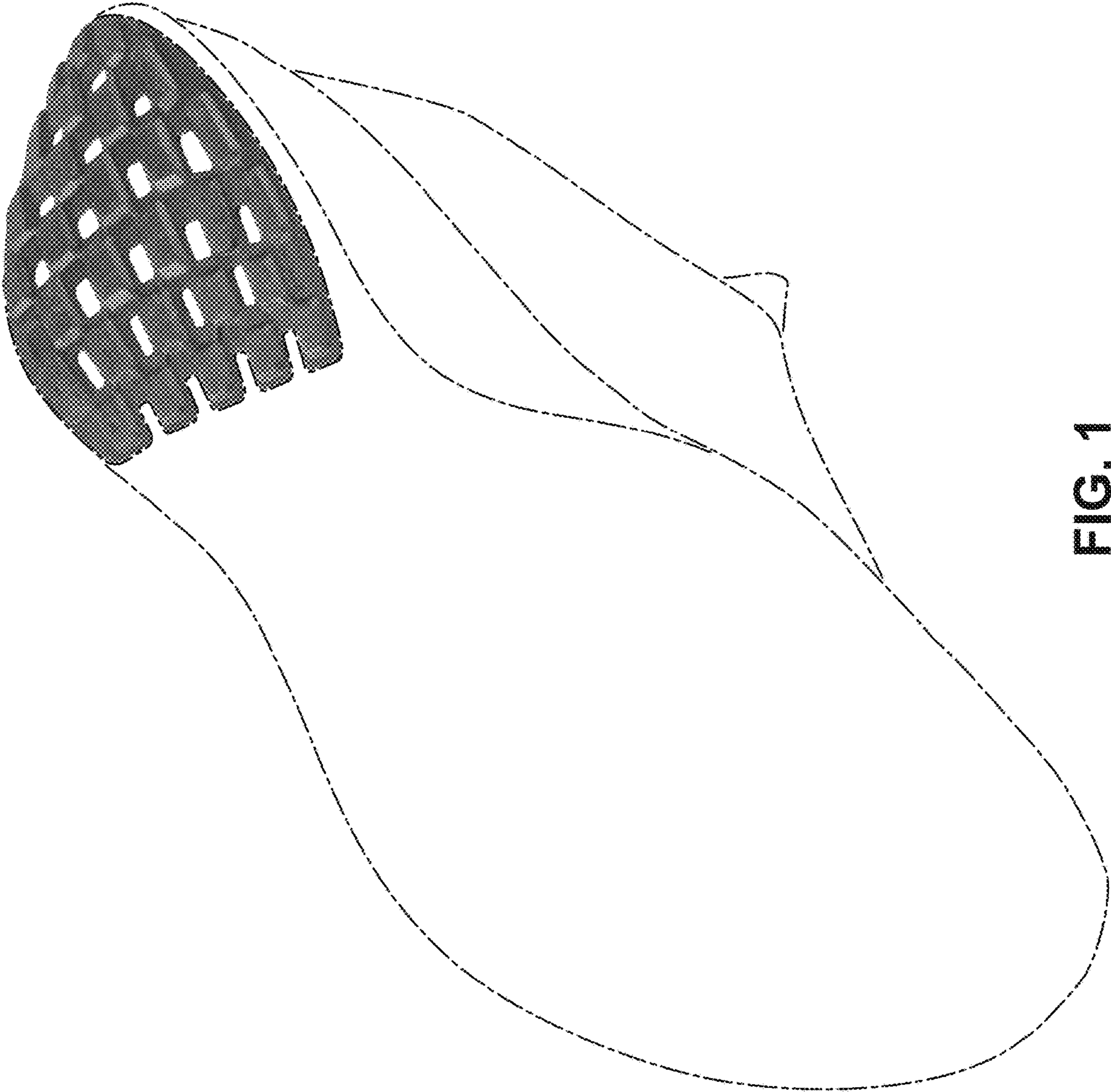


FIG. 1

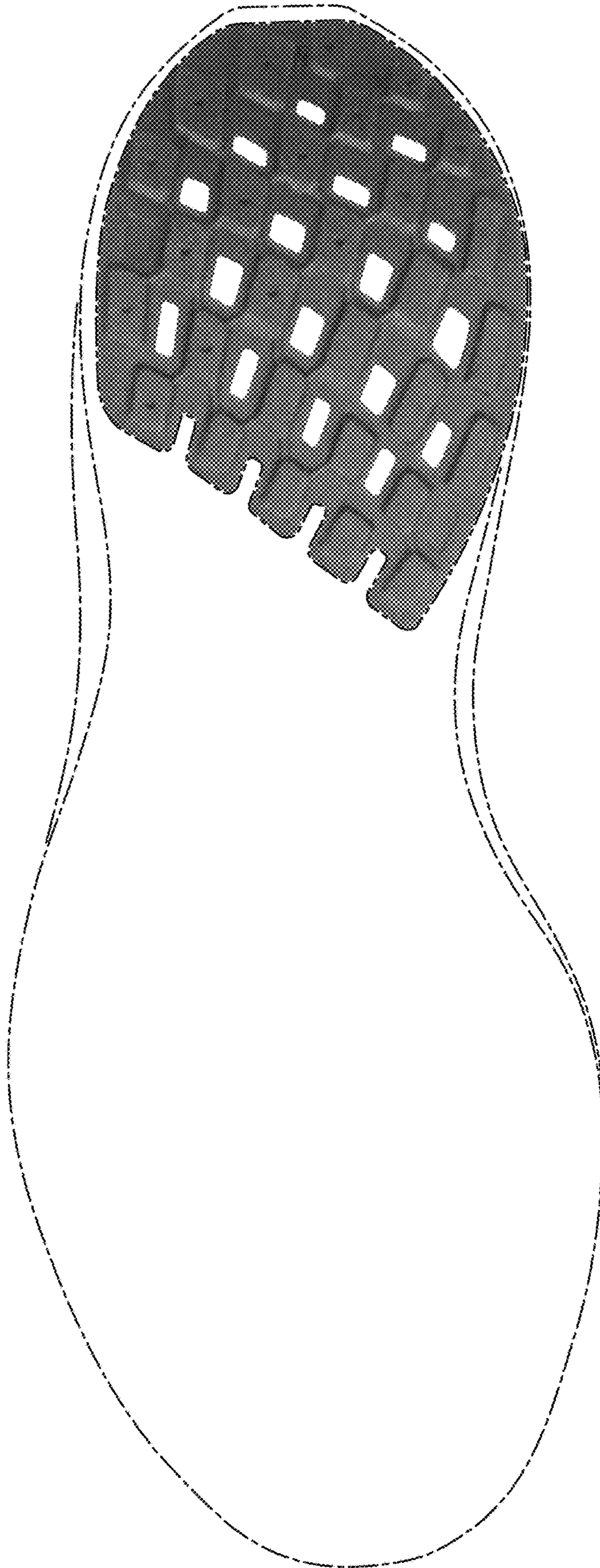


FIG. 2




FIG. 3