



US00D972802S

(12) **United States Design Patent** (10) **Patent No.:** **US D972,802 S**
Li (45) **Date of Patent:** **** Dec. 13, 2022**

(54) **STEP TRASH CAN**
(71) Applicant: **Shenzhen Chuangfeiyang E-Business Co., Ltd., Shenzhen (CN)**
(72) Inventor: **Xueqiang Li, Shenzhen (CN)**
(**) Term: **15 Years**
(21) Appl. No.: **29/769,963**
(22) Filed: **Feb. 9, 2021**
(51) **LOC (13) Cl.** **09-09**
(52) **U.S. Cl.**
USPC **D34/9**
(58) **Field of Classification Search**
USPC D34/1, 5, 6, 7, 9
CPC B65F 1/163; B65F 1/1438; B65F 1/162;
B65F 1/1623; B65F 1/004; B65F 1/002;
B65F 1/1473; B65F 1/16; B65F 1/04;
B65F 2230/134; B65F 2240/138
See application file for complete search history.

(56) **References Cited**

U.S. PATENT DOCUMENTS

5,538,338 A * 7/1996 Biggers B65F 1/163
312/319.9
D555,318 S * 11/2007 Lin D34/9
D580,615 S * 11/2008 Yang D34/9
D591,471 S * 4/2009 Lee D34/9
D595,917 S * 7/2009 Liao D34/9
D620,667 S * 7/2010 Liao D34/9
D620,668 S * 7/2010 Liao D34/9
D657,109 S * 4/2012 Liao D34/9
D668,415 S * 10/2012 Decker D34/9
D771,344 S * 11/2016 Yang D34/9
D773,145 S * 11/2016 Yang D34/9
D804,133 S * 11/2017 Yang D34/9
D813,485 S * 3/2018 Liao D34/7
D829,400 S * 9/2018 Yang D34/7
D842,572 S * 3/2019 Liao D34/9
D845,576 S * 4/2019 Lu D34/9
D851,350 S * 6/2019 Lu D34/9

D853,064 S * 7/2019 Chen D34/9
D906,620 S * 12/2020 Tan D34/8
D909,002 S * 1/2021 Chang D34/9
D914,316 S * 3/2021 Pearson D34/1
D915,713 S * 4/2021 Chen D34/9
D942,106 S * 1/2022 Liao D34/9
D955,081 S * 6/2022 Chen D34/9
2008/0006638 A1 * 1/2008 Yang B65F 1/06
220/495.11
2008/0164257 A1 * 7/2008 Boll B65F 1/08
220/264
2009/0314779 A1 * 12/2009 Lee B65F 1/163
220/263

(Continued)

OTHER PUBLICATIONS

Amazon.com Jul. 19, 2022, AthLike 60L Dual Trash Can Stainless Steel kitchen, <https://www.amazon.com/dp/B09HTRT7RZ> (Year: 2022).*

Primary Examiner — Cynthia Ramirez

(74) *Attorney, Agent, or Firm* — Rumit Ranjit Kanakia

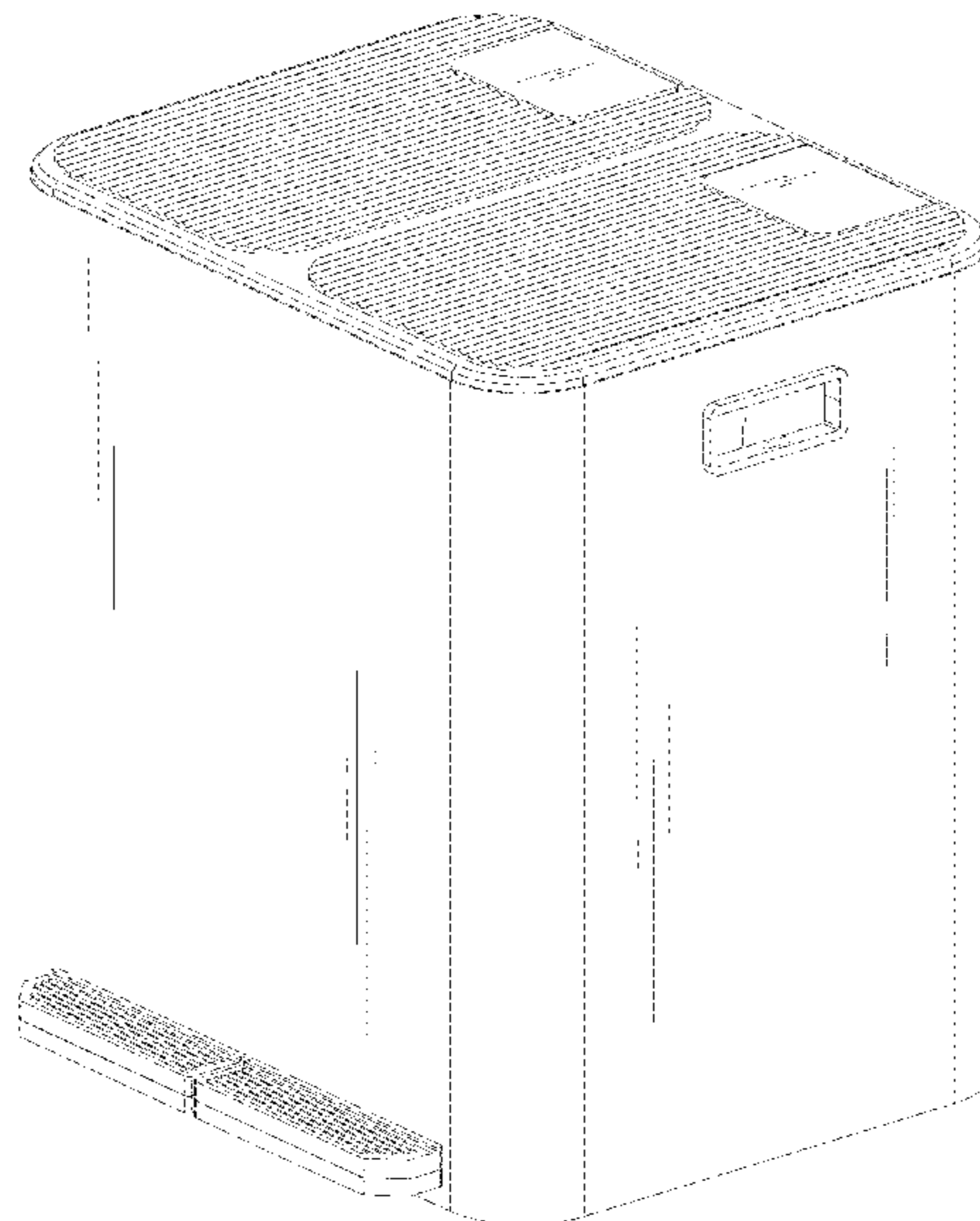
(57) **CLAIM**

The ornamental design for a step trash can, as shown and described.

DESCRIPTION

FIG. 1 is a perspective view of a step trash can showing my new design;
FIG. 2 is a front view thereof;
FIG. 3 is a back view thereof;
FIG. 4 is a left side view thereof;
FIG. 5 is a right side view thereof;
FIG. 6 is a top View thereof; and,
FIG. 7 is a bottom view thereof.
The broken lines shown in the drawings depict portions of the step trash can in which the design is embodied that form no part of the claimed design.

1 Claim, 7 Drawing Sheets



(56)

References Cited

U.S. PATENT DOCUMENTS

2013/0098913 A1* 4/2013 Yang B65F 1/06
220/263
2019/0152696 A1* 5/2019 Wegner B65F 1/0053

* cited by examiner

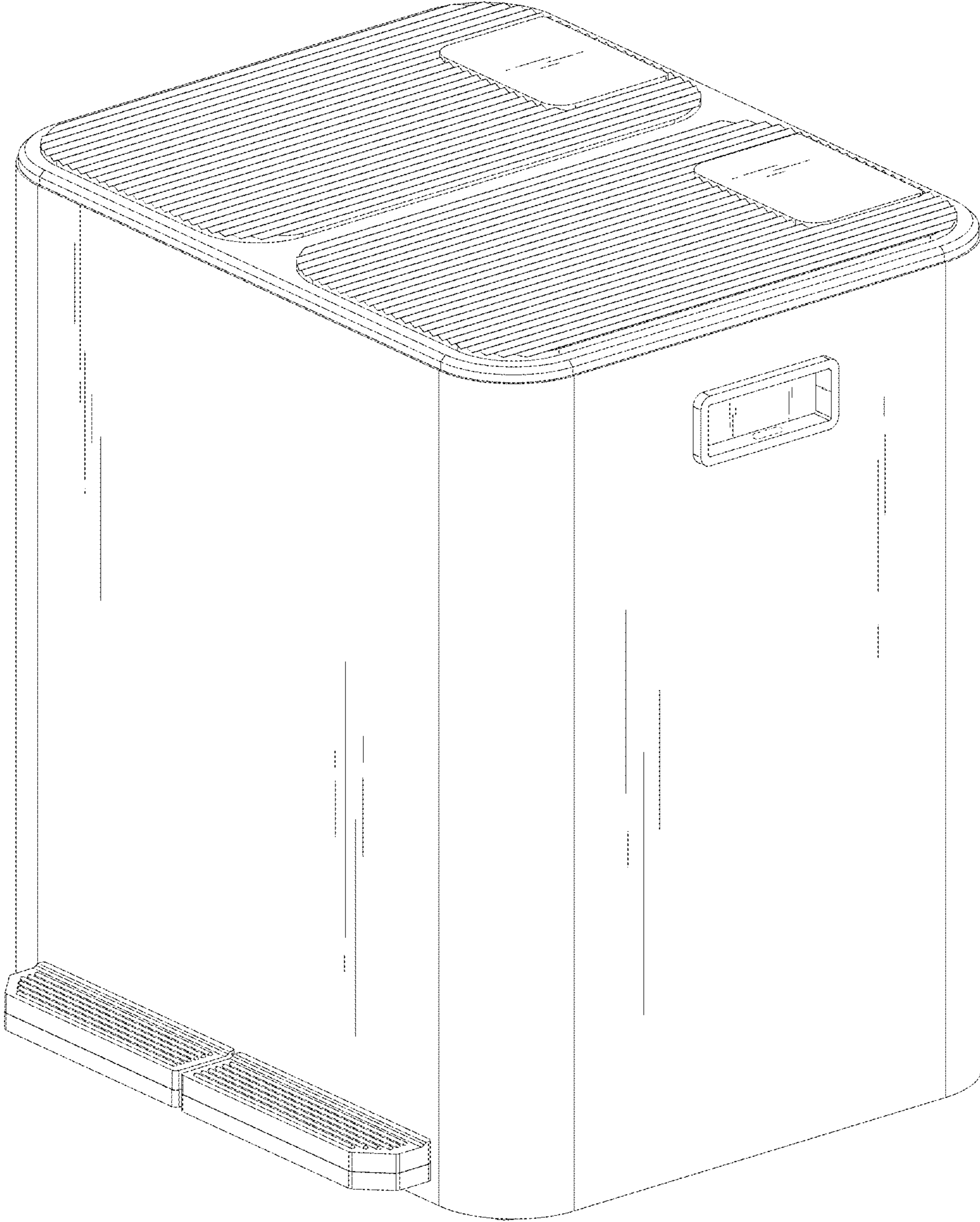


FIG. 1




FIG. 2




FIG. 3

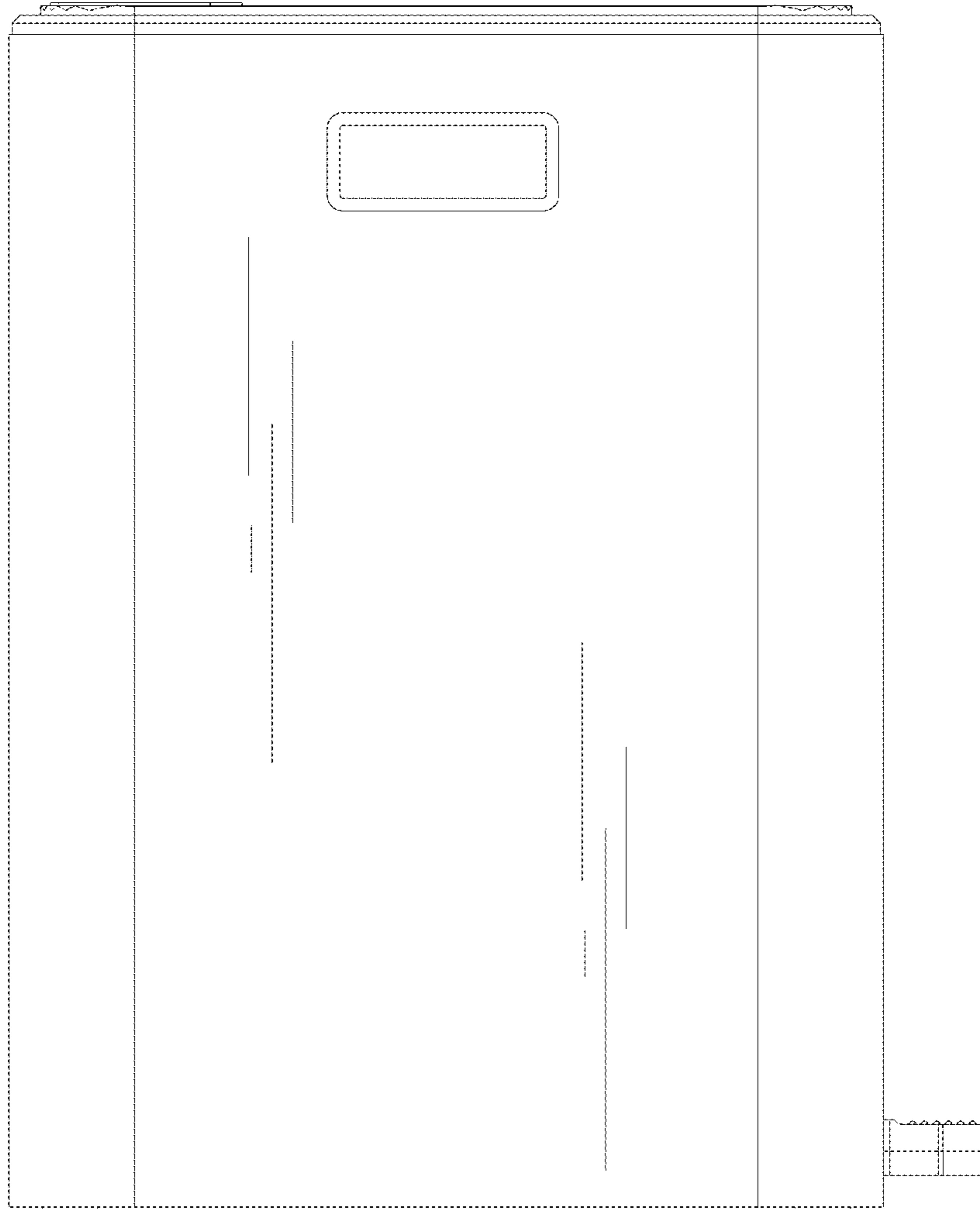


FIG. 4

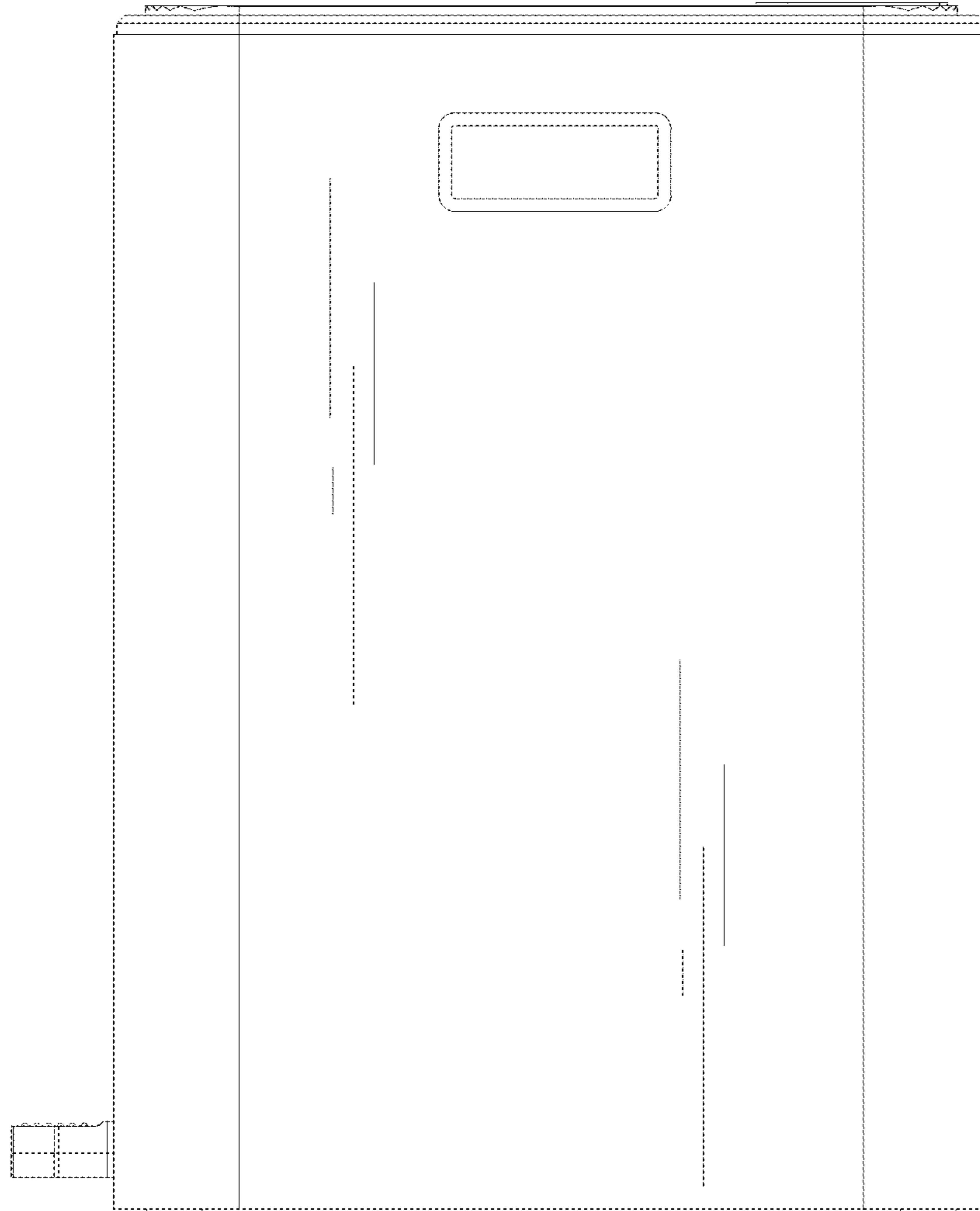


FIG. 5

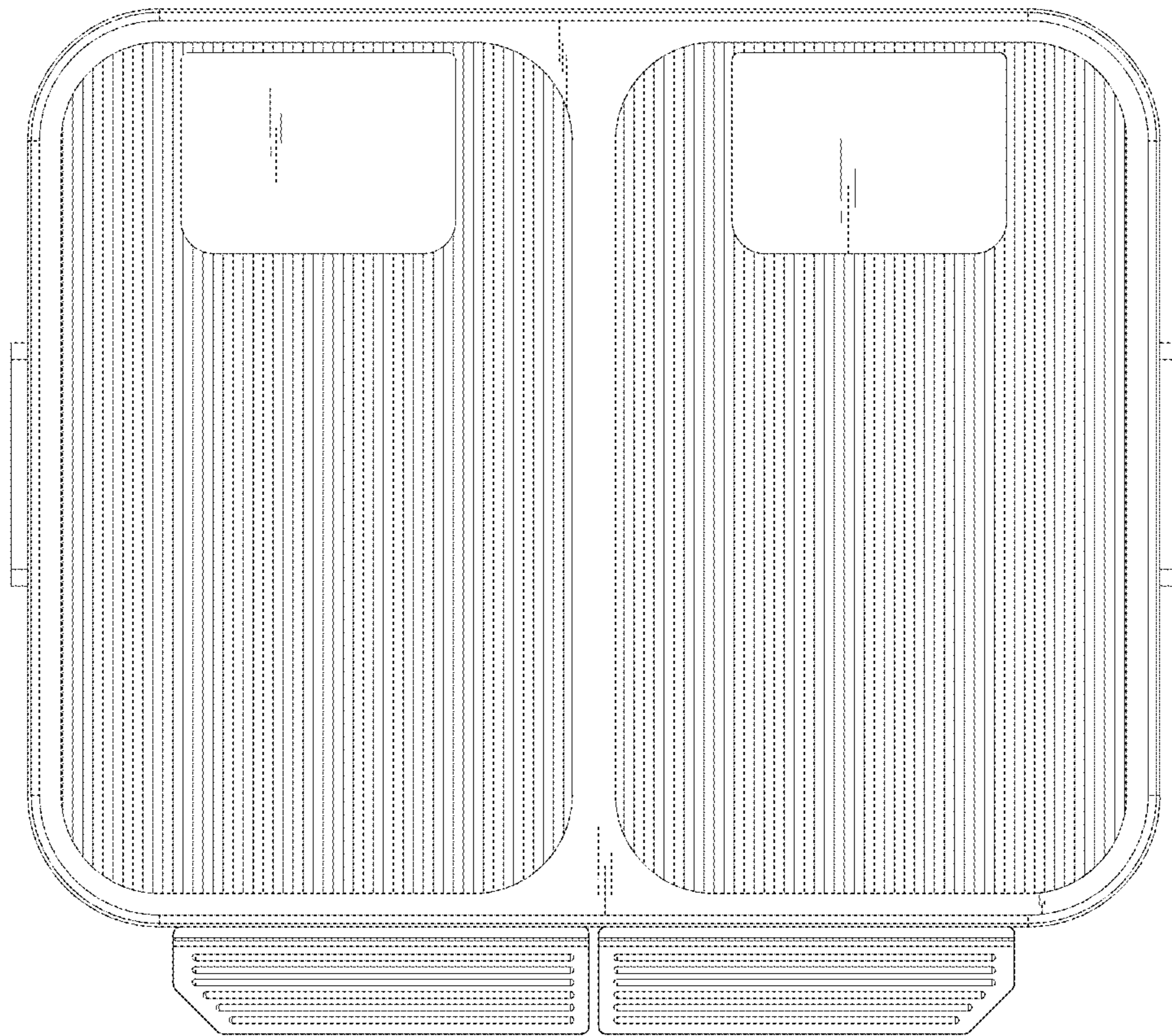


FIG. 6

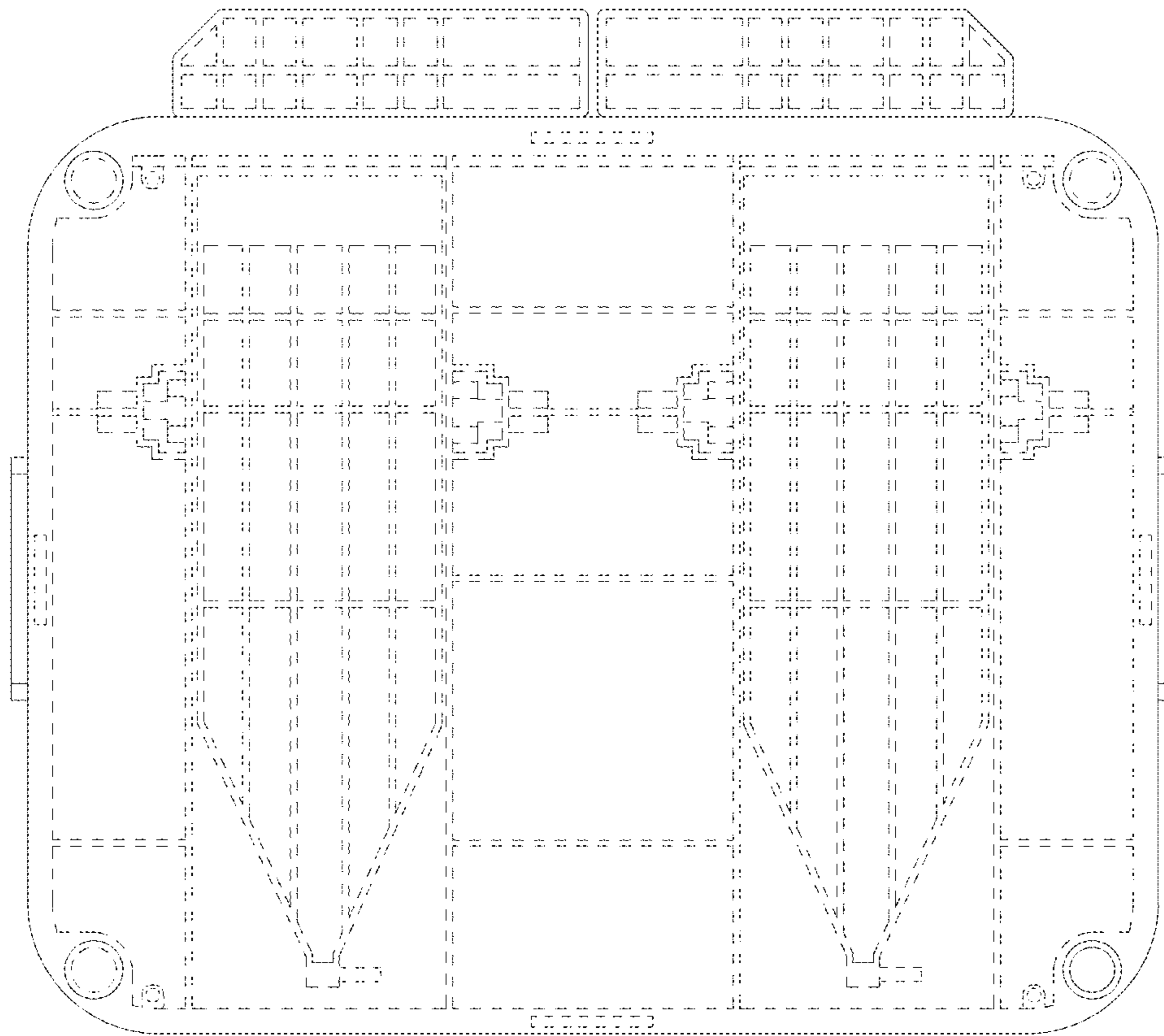


FIG. 7