



US00D972799S

(12) **United States Design Patent**
Tylaska

(10) **Patent No.:** **US D972,799 S**

(45) **Date of Patent:** **** Dec. 13, 2022**

(54) **COVER FOR HANDLED IMPLEMENTS**

(71) Applicant: **Theodore Tylaska**, Old Mystic, CT
(US)

(72) Inventor: **Theodore Tylaska**, Old Mystic, CT
(US)

(**) Term: **15 Years**

(21) Appl. No.: **29/762,825**

(22) Filed: **Dec. 18, 2020**

Related U.S. Application Data

(62) Division of application No. 29/687,885, filed on Apr. 16, 2019.

(51) **LOC (13) Cl.** **04-01**

(52) **U.S. Cl.**
USPC **D32/50; D32/51**

(58) **Field of Classification Search**

USPC D7/387, 624.2; D9/550, 563; D10/46,
D10/47, 52, 104.1, 104.2; D14/490, 491;
D19/1-12; D20/10, 11, 18, 22-29, 49;
D6/512, 515, 682.2; D32/33, 35, 39, 50,
D32/51, 74

CPC G09F 1/00; G09F 1/04; G09F 3/00; G09F
3/005; G09F 3/0288; G09F 3/0289; G09F
3/02; G09F 3/04; G09F 3/06; G09F 3/08;
G09F 3/10; G06K 19/0776

See application file for complete search history.

(56) **References Cited**

U.S. PATENT DOCUMENTS

D16,974 S * 11/1886 Palmer D32/74
D37,795 S * 1/1906 Rooney D32/74
D38,037 S * 5/1906 Rooney D32/74
D239,154 S * 3/1976 Liddle D32/35
D434,194 S * 11/2000 Bergquist D30/152

6,932,027 B1 * 8/2005 Whitney A01K 27/00
119/770
D546,519 S * 7/2007 McCollam D32/74
7,467,604 B1 * 12/2008 Werner A01K 27/00
119/770
D638,838 S * 5/2011 Schwartz D14/403
D645,107 S * 9/2011 Schaufele D21/793
8,057,275 B2 * 11/2011 Cameron A63H 13/02
446/330
D672,098 S * 12/2012 Byrne D30/160
D678,430 S * 3/2013 Montibert D21/611
8,998,670 B1 * 4/2015 De Leon A63H 3/46
446/97
D743,804 S * 11/2015 Glass D9/609
D759,925 S * 6/2016 Martens D32/50
D771,029 S * 11/2016 Stewart D14/250
D868,407 S * 11/2019 Mi D32/35
D871,684 S * 12/2019 Searvogel D30/152
D884,803 S * 5/2020 Stevens D21/659
D892,236 S * 8/2020 Ray D21/612
D931,567 S * 9/2021 Libman D32/50
D935,718 S * 11/2021 Huang D32/51
D935,719 S * 11/2021 Huang D32/51

(Continued)

Primary Examiner — Catherine Ho

(74) *Attorney, Agent, or Firm* — Mitchell Law PLLC;
Matthew W. Mitchell

(57)

CLAIM

I claim the ornamental design for a cover for handled implements, as shown and described.

DESCRIPTION

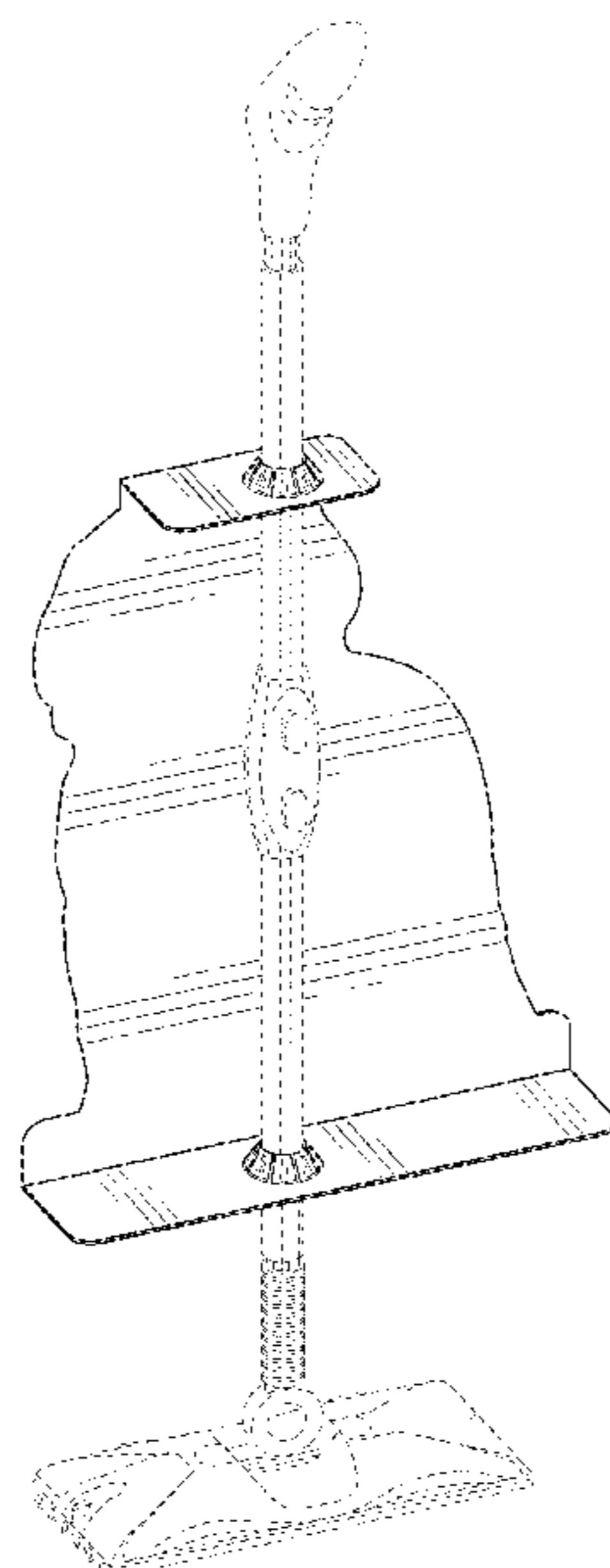
FIG. 1 is a rear isometric view of a cover for handled implements showing my new design in an environment of use;

FIG. 2 is a rear view thereof; and,

FIG. 3 is a right-side view thereof.

The broken lines show environment that forms no part of the claimed design.

1 Claim, 3 Drawing Sheets



(56)

References Cited

U.S. PATENT DOCUMENTS

2004/0112303 A1* 6/2004 Moulton, III A01K 27/003
119/795
2019/0053468 A1* 2/2019 Montierth A01K 27/001

* cited by examiner

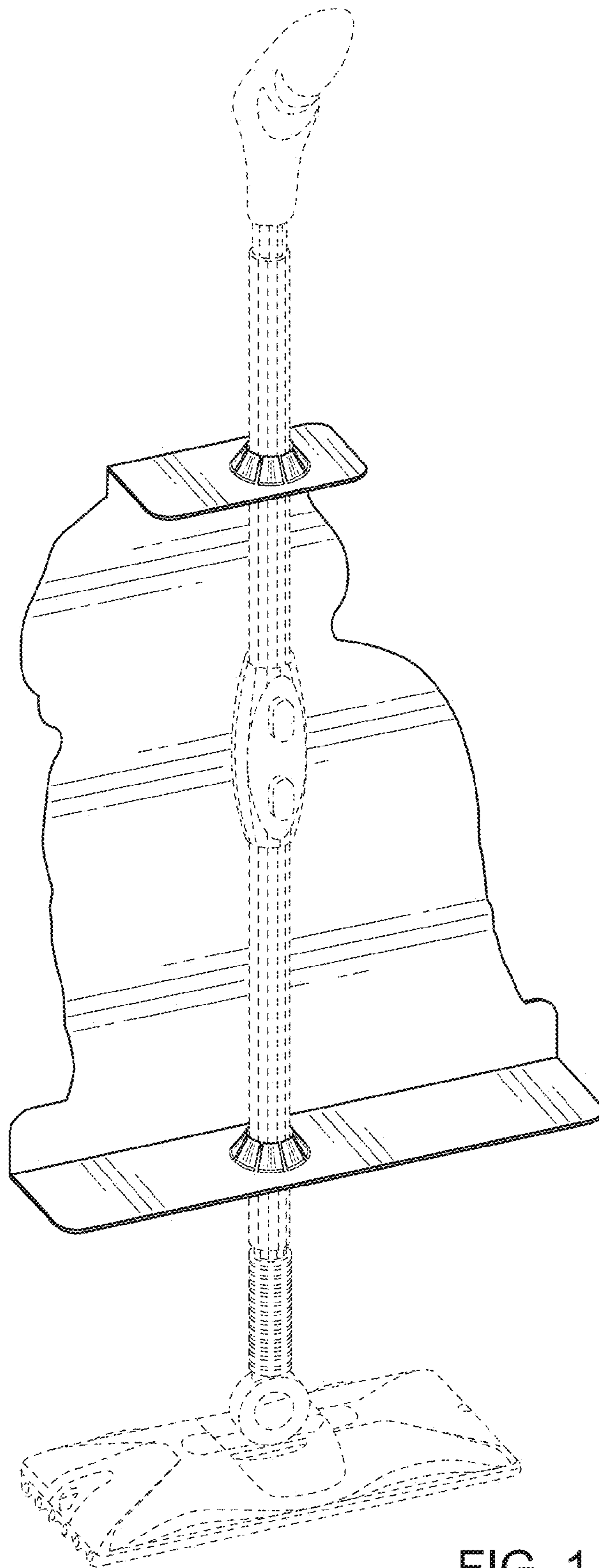


FIG. 1

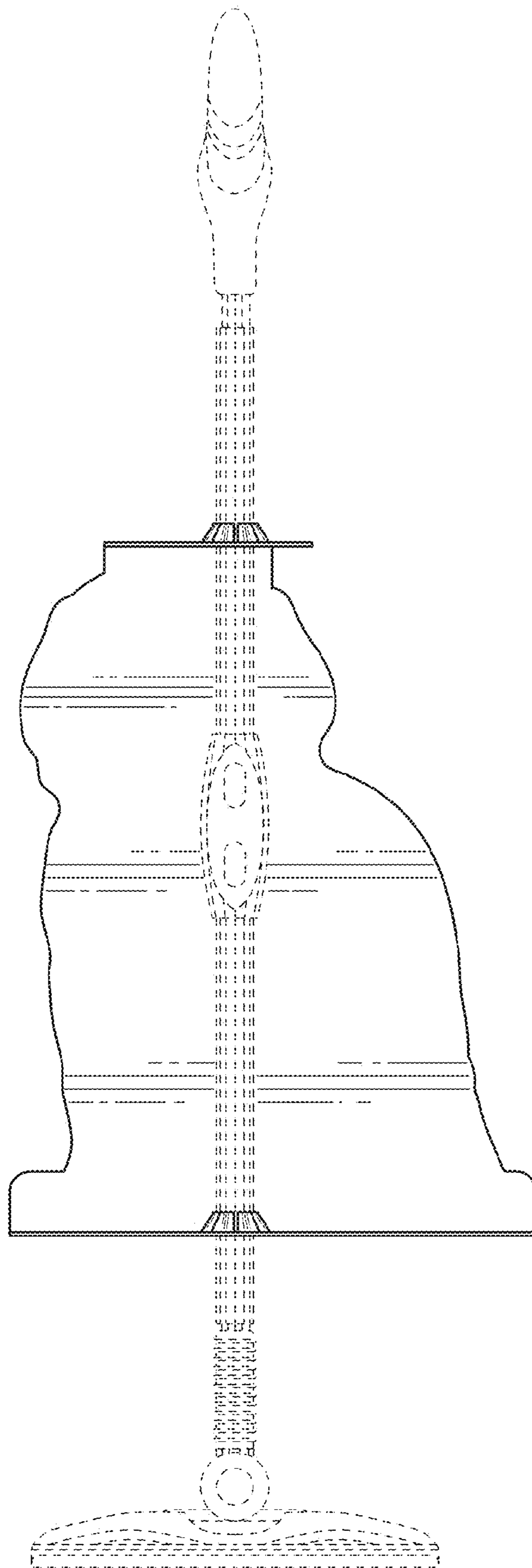


FIG. 2

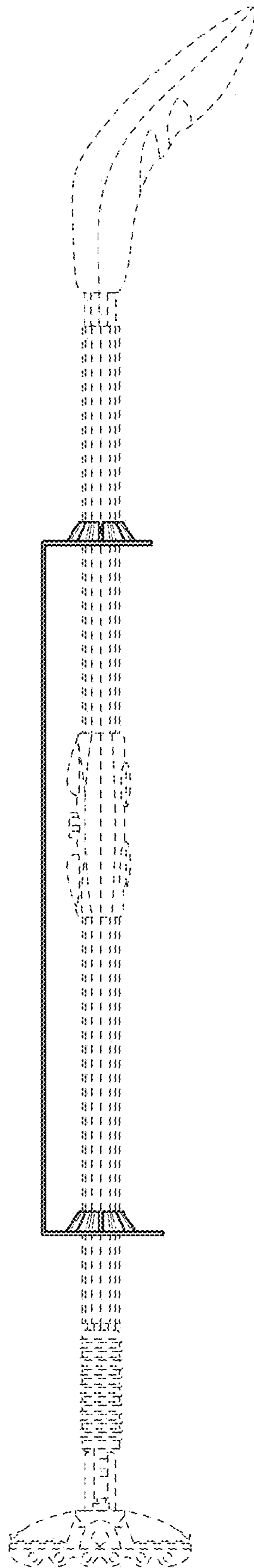


FIG. 3