



US00D972784S

(12) **United States Design Patent** (10) **Patent No.:** **US D972,784 S**
Butts et al. (45) **Date of Patent:** **** Dec. 13, 2022**

(54) **GLOVE UPPER**

(71) Applicant: **THE HILLMAN GROUP, INC.**,
Cincinnati, OH (US)
(72) Inventors: **Mark Lee Butts**, Atlanta, GA (US);
James Blake Fievet, Decatur, GA (US);
Jing Li, Shanghai (CN); **Christopher**
Matthew Weed, Marietta, GA (US)

D812,312 S 3/2018 Vargo
D817,594 S 5/2018 Hatch
D818,666 S * 5/2018 Urbelis D29/117.1
D824,599 S * 7/2018 Lim D29/117.1
D824,639 S 8/2018 Jie
D824,640 S 8/2018 Votel
D842,551 S * 3/2019 Fei D2/617
D844,903 S 4/2019 Iacono
D855,896 S * 8/2019 Lim A41D 19/01523
D29/117.1

(Continued)

(73) Assignee: **The Hillman Group, Inc.**, Cincinnati,
OH (US)

(**) Term: **15 Years**

(21) Appl. No.: **29/734,813**

(22) Filed: **May 15, 2020**

(51) **LOC (13) Cl.** **02-06**

(52) **U.S. Cl.**
USPC **D29/117.1**

(58) **Field of Classification Search**
USPC D2/610, 617, 621, 622; D29/113, 117.1,
D29/117.2, 119
CPC A41D 19/01; A41D 19/015
See application file for complete search history.

(56) **References Cited**

U.S. PATENT DOCUMENTS

3,881,197 A 5/1975 Andrews
D617,053 S 6/2010 Carroll
D633,655 S 3/2011 Carroll
D651,765 S 1/2012 Williams
D656,684 S 3/2012 Carroll
D722,208 S * 2/2015 Votel D29/117.1
D752,296 S * 3/2016 Urbelis D29/117.2
D771,902 S 11/2016 Votel
D779,781 S 2/2017 Votel
D779,782 S 2/2017 Votel
D796,779 S * 9/2017 Votel D29/117.1
D809,714 S * 2/2018 Lim A41D 19/01505
D29/117.1

OTHER PUBLICATIONS

Anti-Vibration Heavy Duty Safety Work Gloves, posted at amazon.com, posting date Jun. 28, 2017, [online], [site visited Feb. 1, 2022]. Available from Internet, URL: <https://www.amazon.com/Nmsafety-Vibration-Oil-proof-Resistant-Glassfibre/dp/B073FL4SJL> (Year: 2017).*

(Continued)

Primary Examiner — Maria J. Edwards

(74) *Attorney, Agent, or Firm* — Thompson Hine LLP

(57)

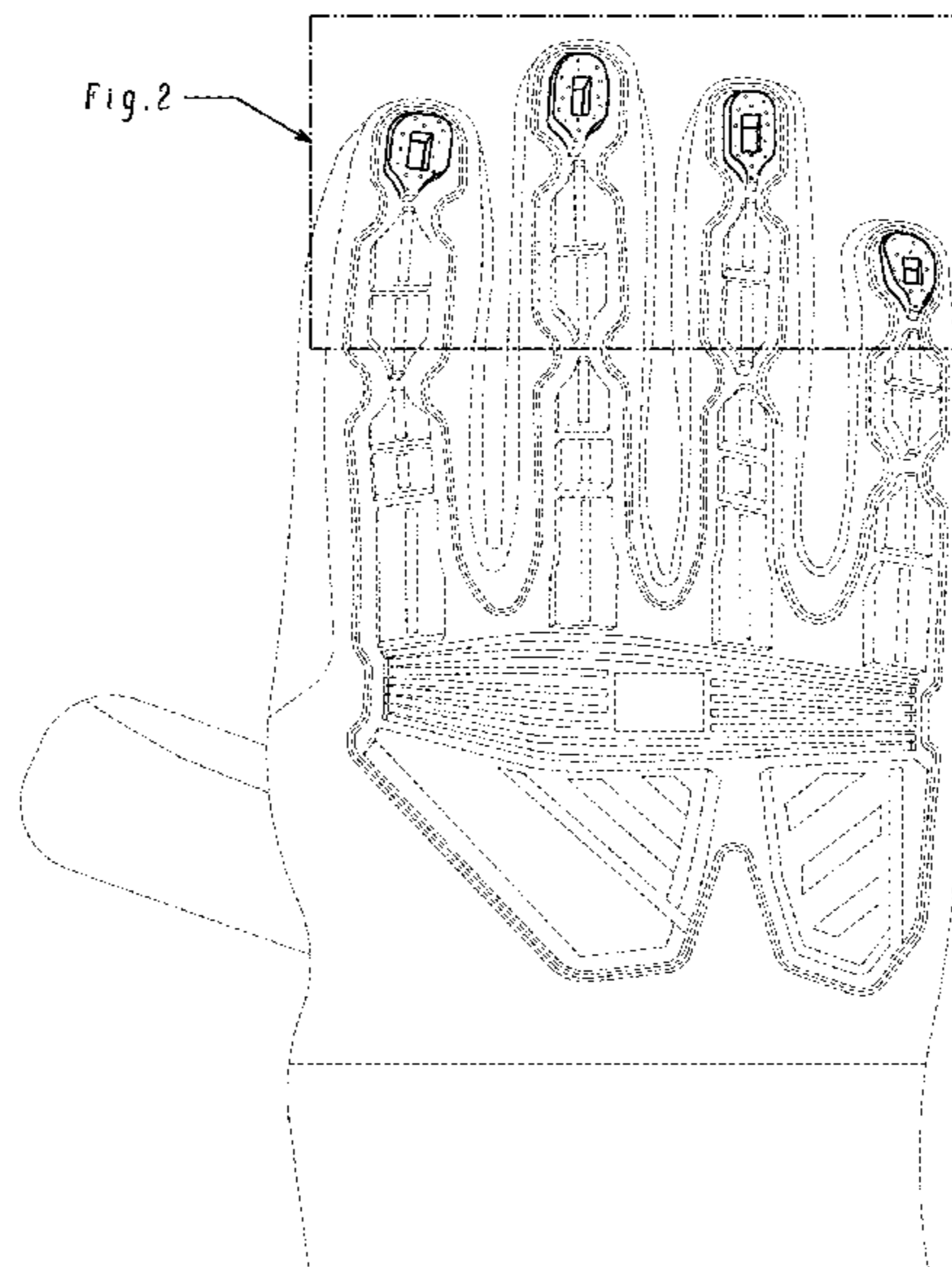
CLAIM

The ornamental design for a glove upper, as shown and described.

DESCRIPTION

FIG. 1 is a perspective view of a glove upper;
FIG. 2 is an enlarged perspective view of a portion of the glove upper as indicated in FIG. 1;
FIG. 3 is another perspective view thereof;
FIG. 4 is a top plan view thereof;
FIG. 5 is a side view thereof;
FIG. 6 is another side view thereof; and,
FIG. 7 is an end elevation view thereof.
The broken lines shown in the figures represent portions of the article and form no part of the claimed design.

1 Claim, 4 Drawing Sheets



(56)

References Cited

U.S. PATENT DOCUMENTS

D858,895 S * 9/2019 Lim D2/617
D880,811 S 4/2020 Butts
D880,812 S 4/2020 Butts
D880,813 S 4/2020 Butts
D880,814 S 4/2020 Butts
D880,815 S 4/2020 Butts
D884,286 S * 5/2020 Li D29/117.1
10,701,993 B2 * 7/2020 Lim A41D 19/01523
2010/0071114 A1 * 3/2010 Jaeger A41D 19/01523
2/163
2011/0088139 A1 * 4/2011 Travell A41D 19/01588
2/163

OTHER PUBLICATIONS

Ironclad Command Impact 360 Cut A6 Work Gloves, posted at amazon.com, posting date Jul. 16, 2020, [online], [site visited Feb. 1, 2022]. Available from Internet, URL: <https://www.amazon.com/Ironclad-Conductive-Protection-Washable-IEX-MIGR5-04-L/dp/B08D56CZQ6?th=1> (Year: 2020).*

* cited by examiner

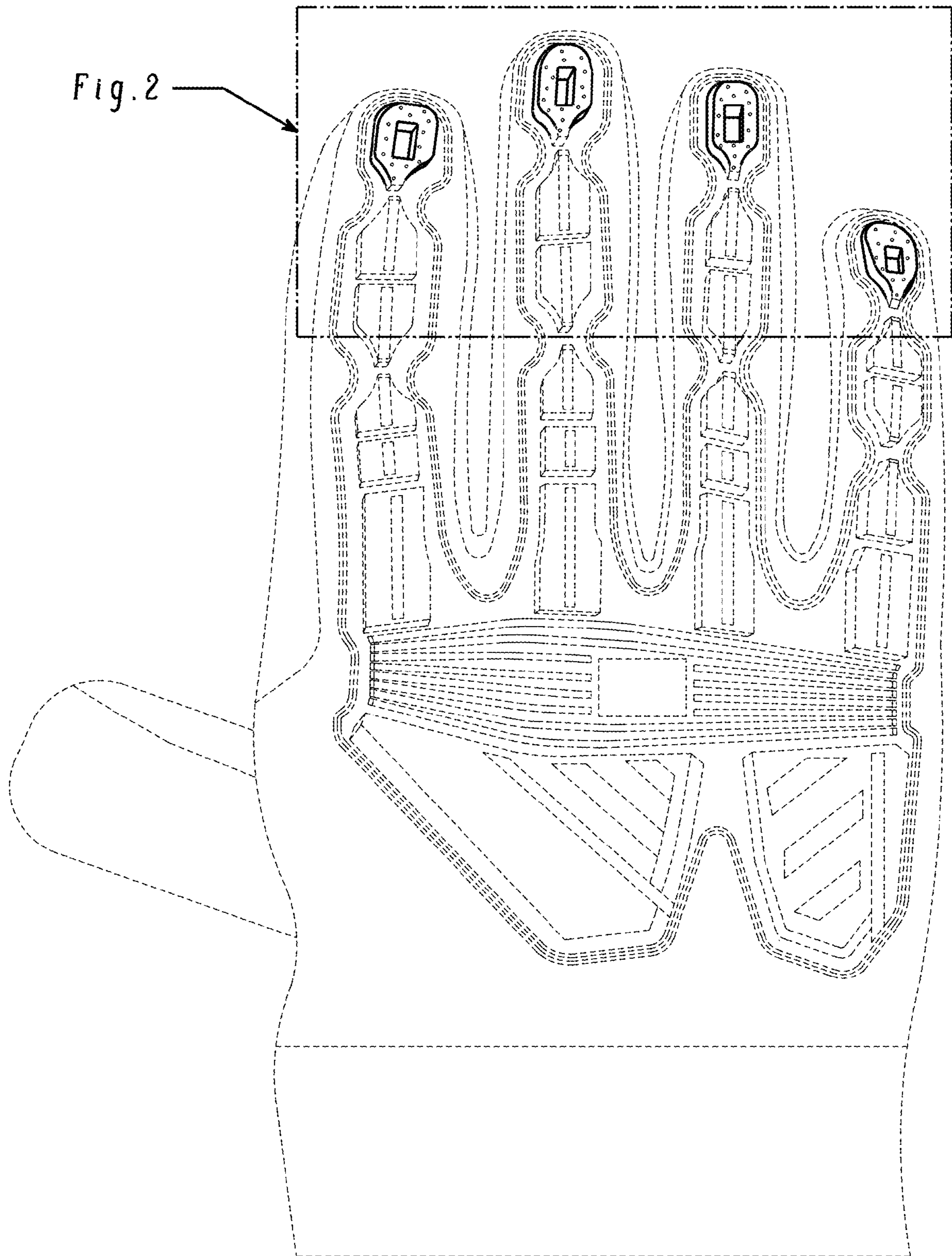


Fig. 2

Fig. 1

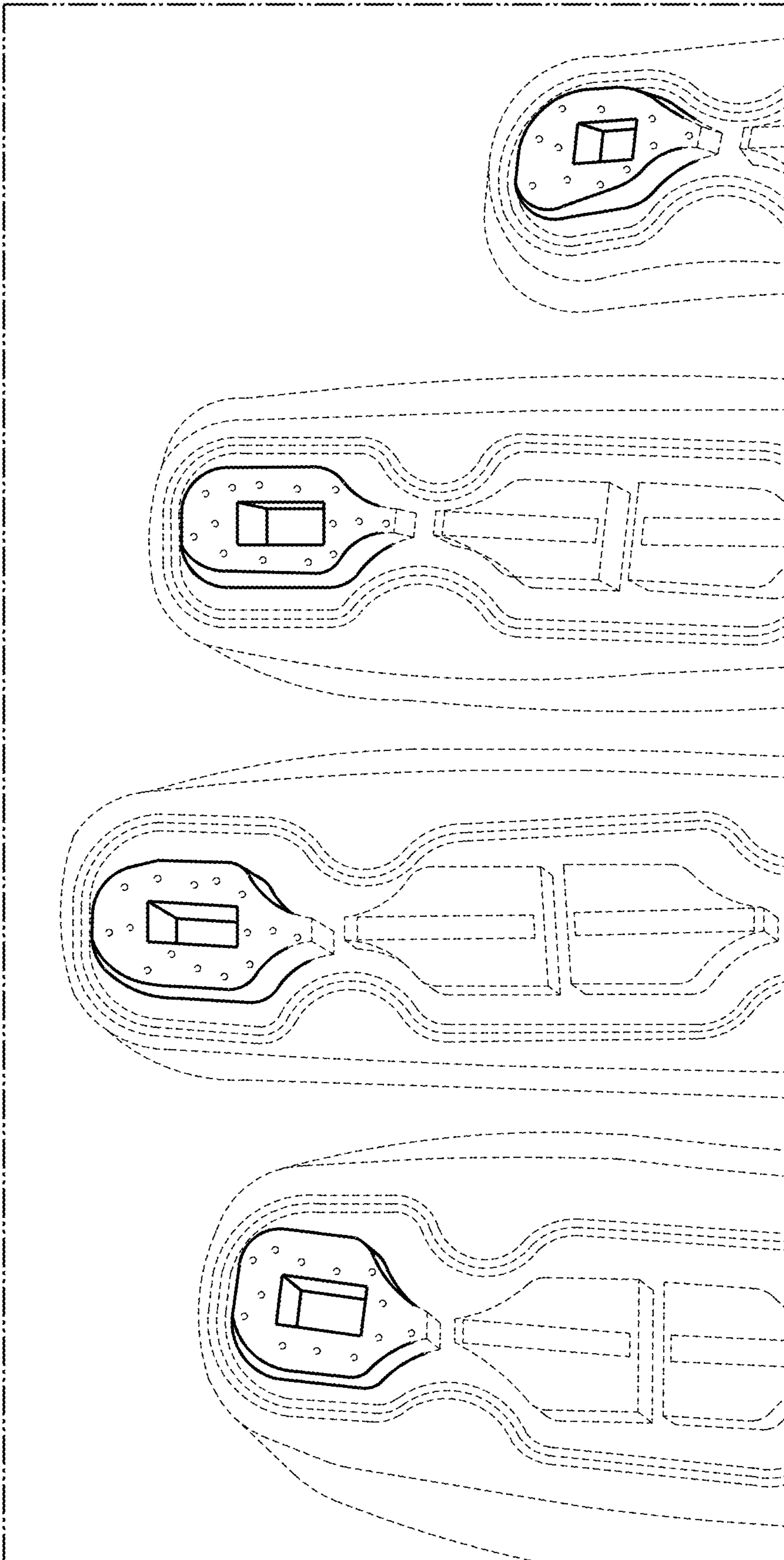


Fig. 2

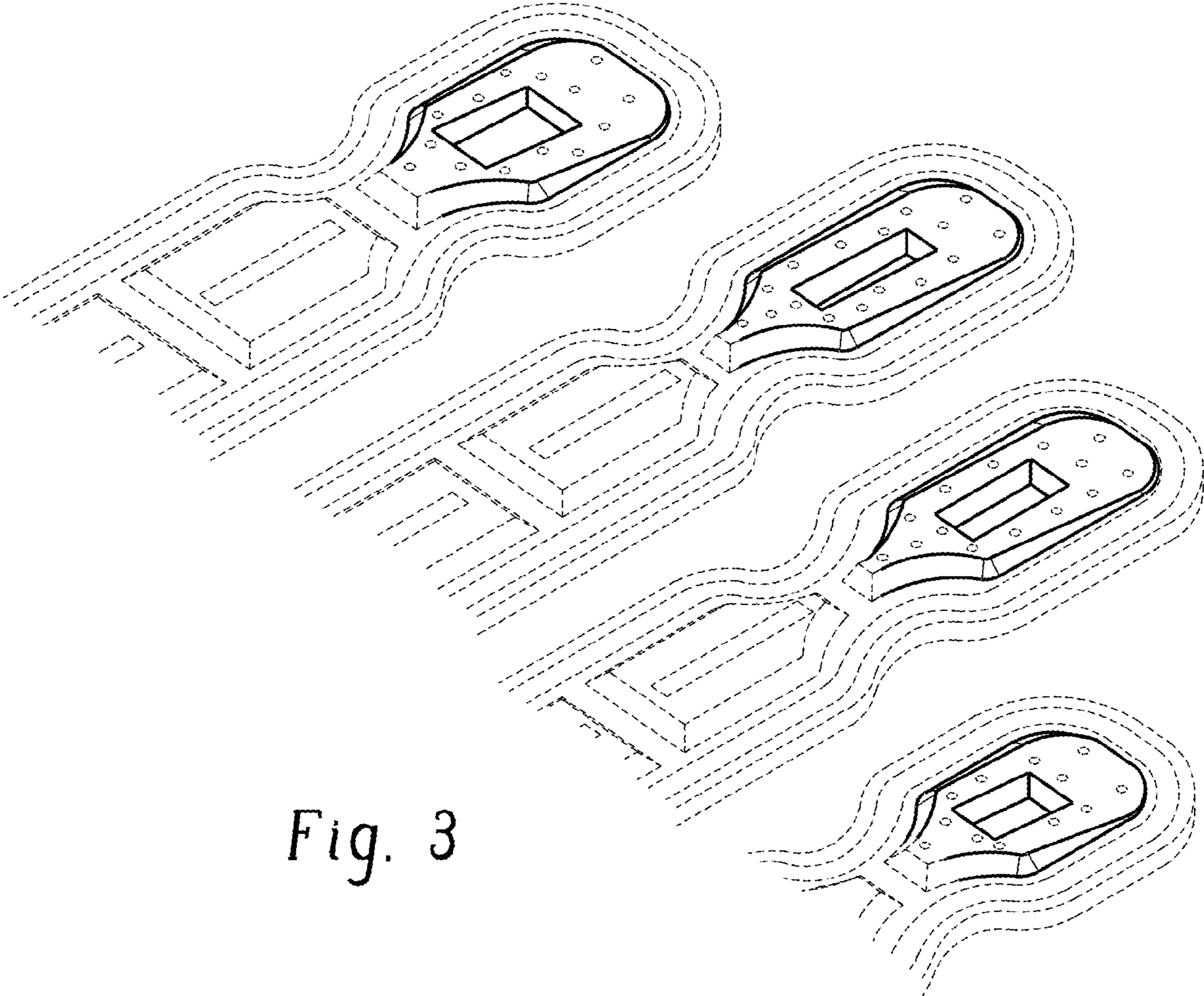


Fig. 3

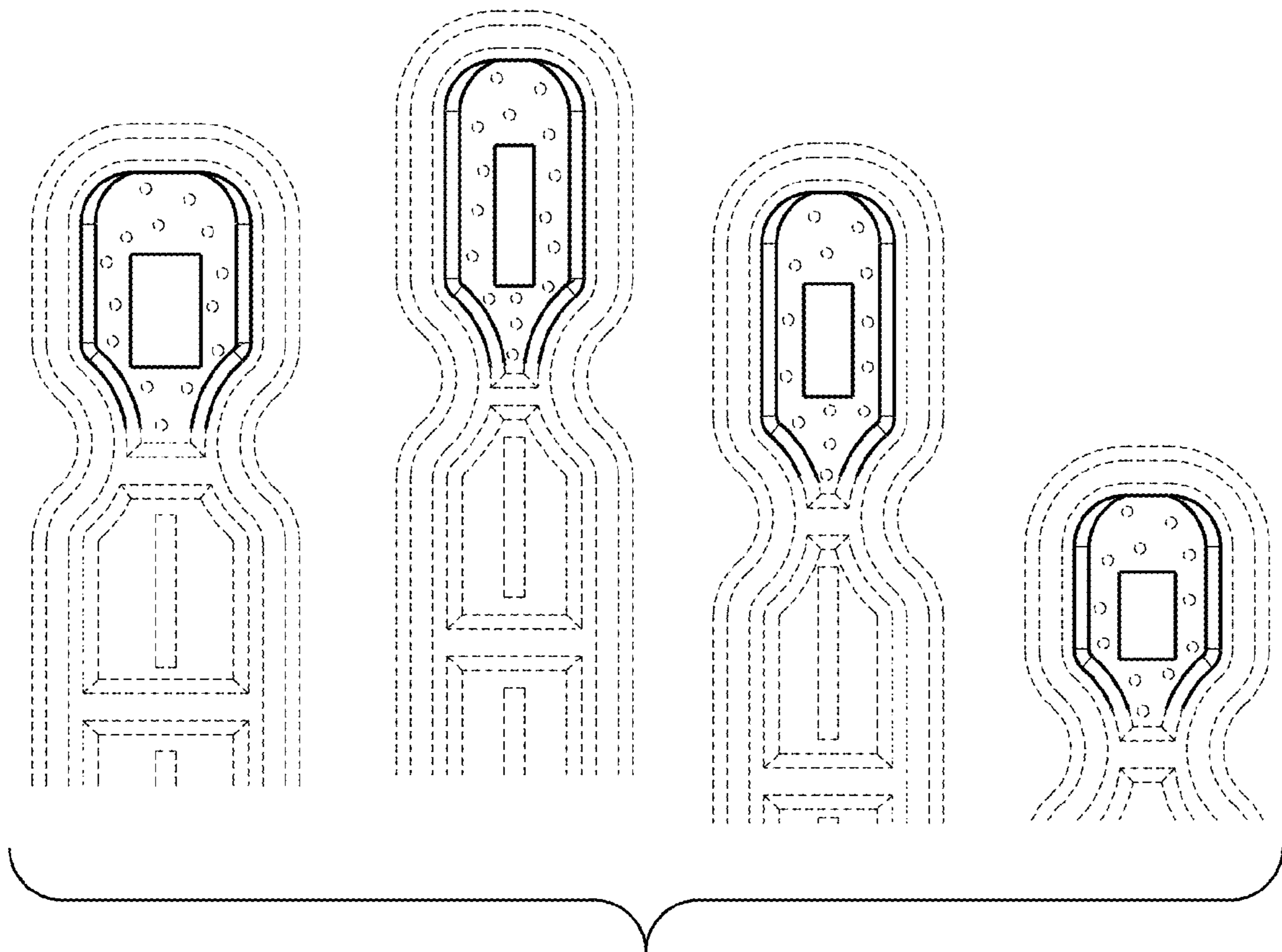


Fig. 4

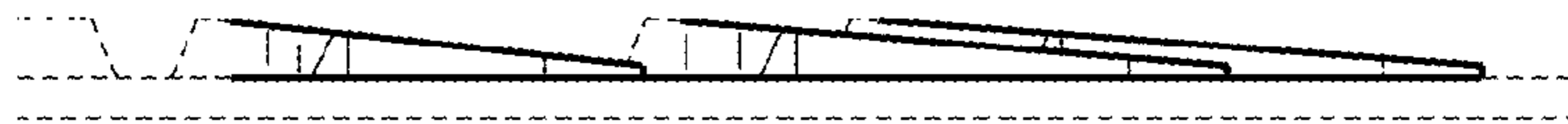


Fig. 5

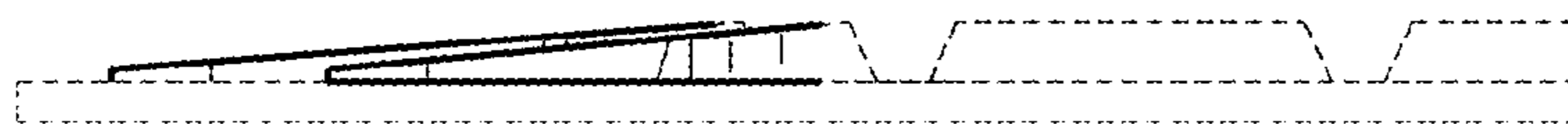


Fig. 6

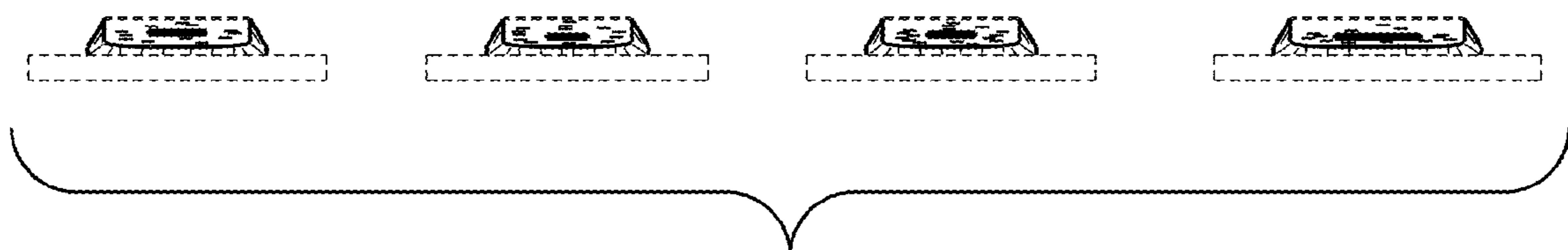


Fig. 7