



US00D972772S

(12) **United States Design Patent** (10) **Patent No.:** **US D972,772 S**
Li (45) **Date of Patent:** **** Dec. 13, 2022**

(54) **ELECTRONIC ATOMIZATION DEVICE**
(71) Applicant: **Shenzhen Verdewell Technology Limited**, Shenzhen (CN)
(72) Inventor: **Shaowen Li**, Shenzhen (CN)
(73) Assignee: **SHENZHEN VERDEWELL TECHNOLOGY LIMITED**, Shenzhen (CN)

D908,952 S * 1/2021 Guo D27/101
D910,909 S * 2/2021 Li D27/162
D924,476 S * 7/2021 Li D27/162
D930,234 S * 9/2021 Wang D27/162
D938,646 S * 12/2021 Zhang D27/162
D943,165 S * 2/2022 Liu D27/162
D946,821 S * 3/2022 Wang D27/162
D949,462 S * 4/2022 Wang D27/162
D949,468 S * 4/2022 Michaud D27/162
D953,623 S * 5/2022 Liu D27/162

(Continued)

(**) Term: **15 Years**
(21) Appl. No.: **29/798,828**
(22) Filed: **Jul. 11, 2021**

OTHER PUBLICATIONS

Vaporizer Pod By: Vopoo Vinci found on line (Oct. 8, 2022)
<https://vapesourcing.com/voopoo-vinci-q-kit.html> (Feb. 11, 2022).*

Primary Examiner — Rebecca Tsehaye

(30) **Foreign Application Priority Data**
Feb. 19, 2021 (CN) 202130098492.3

(57) **CLAIM**

The ornamental design for an electronic atomization device, as shown and described.

(51) **LOC (13) Cl.** **27-02**
(52) **U.S. Cl.**
USPC **D27/162**

DESCRIPTION

(58) **Field of Classification Search**
USPC D27/162, 100, 101, 163–170, 172, D27/174–176, 183, 185–194; D24/110, D24/110.5; D13/103, 107; D23/360, D23/363, 366
CPC A24F 40/40; A24F 40/42; A24F 40/44; A24F 40/00; A24F 40/10; A24F 40/20; A24F 15/015; A24F 15/00; A24F 15/02; A24F 15/12; A61M 15/00; A61M 15/06
See application file for complete search history.


FIG. 1 is a first perspective view of an electronic atomization device;
FIG. 2 is a second perspective view thereof;
FIG. 3 is a front view thereof;
FIG. 4 is a rear view thereof;
FIG. 5 is a left side view thereof;
FIG. 6 is a right side view thereof;
FIG. 7 is an enlarged top view thereof;
FIG. 8 is an enlarged bottom view thereof; and,
FIG. 9 is an enlarged view of a portion of area 9 circumscribed in FIG. 1.

(56) **References Cited**
U.S. PATENT DOCUMENTS

The evenly-spaced broken lines in the drawings depict portions of the electronic atomization device that form no part of the claimed design; The long dash-short dash broken lines surrounding the enlarged detail views are for annotative purposes and form no part of the claimed design.

D870,372 S * 12/2019 Zhu D27/167
D881,457 S * 4/2020 Ouyang D27/162
D898,991 S * 10/2020 Pan D27/162
D901,761 S * 11/2020 Zhu D27/162

1 Claim, 9 Drawing Sheets



(56)

References Cited

U.S. PATENT DOCUMENTS

D955,634 S * 6/2022 Wu D27/162
D965,860 S * 10/2022 Sun D27/162

* cited by examiner

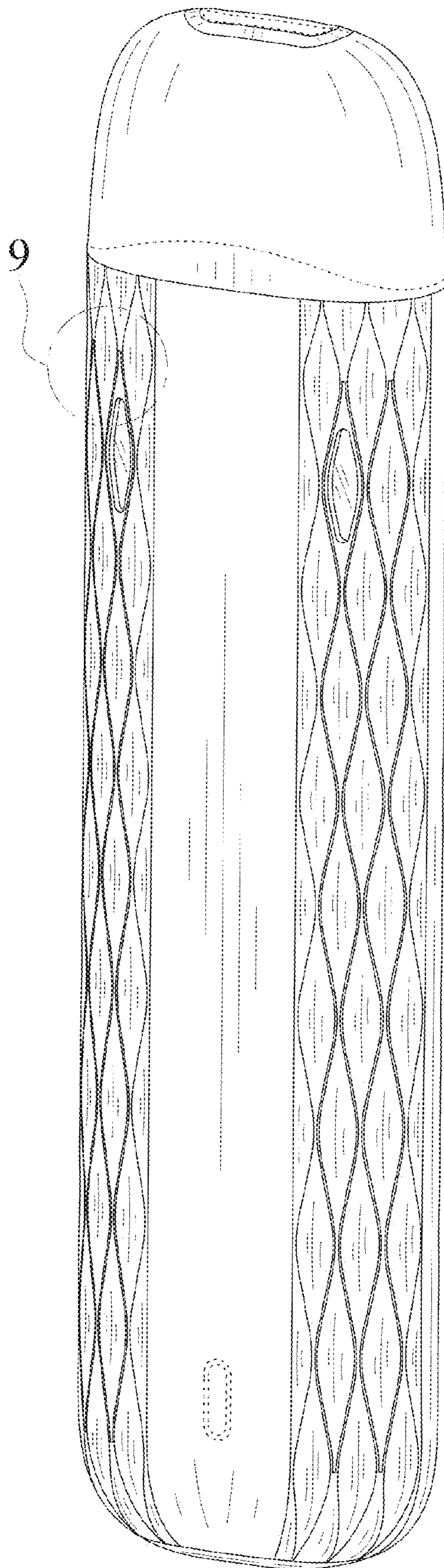


FIG. 1

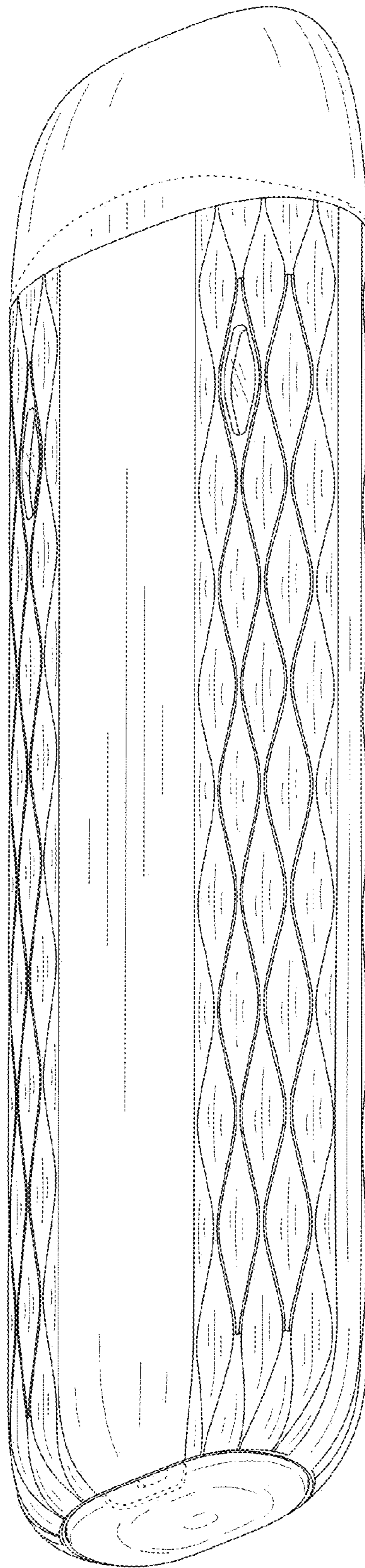


FIG. 2

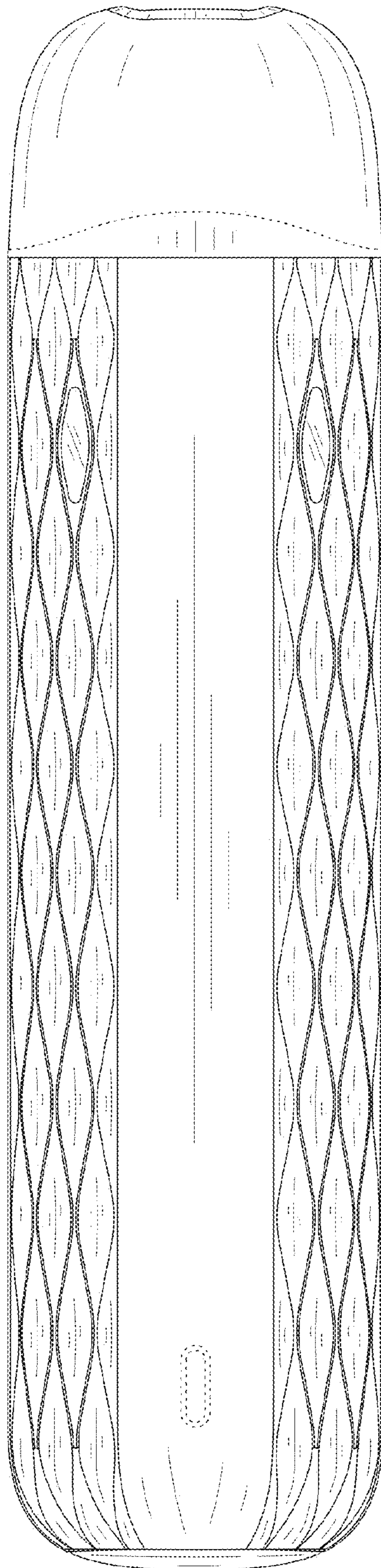


FIG. 3

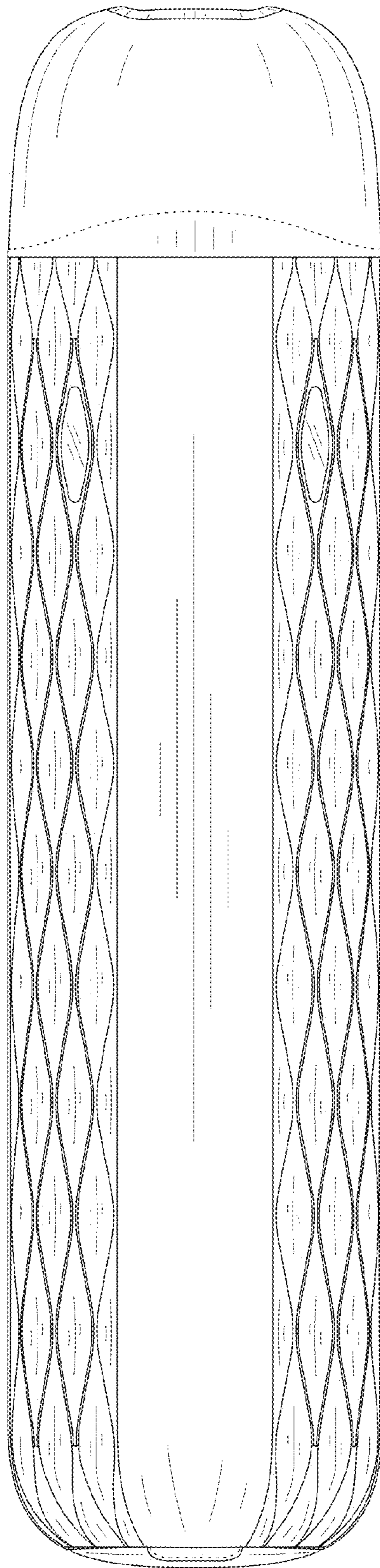


FIG. 4

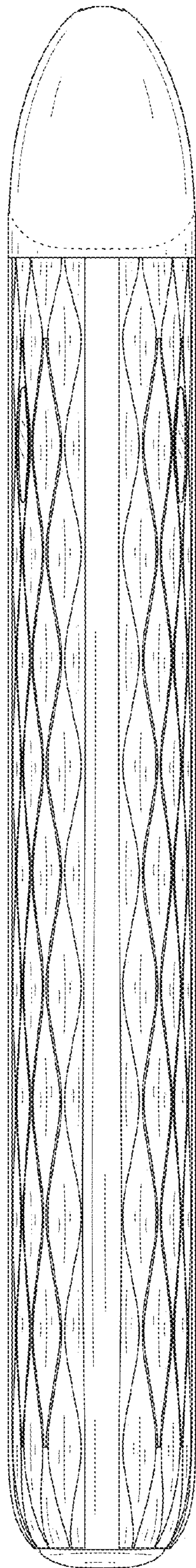


FIG. 5

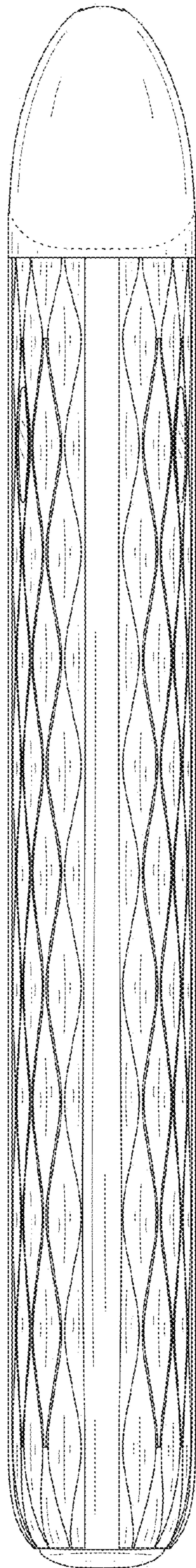


FIG. 6

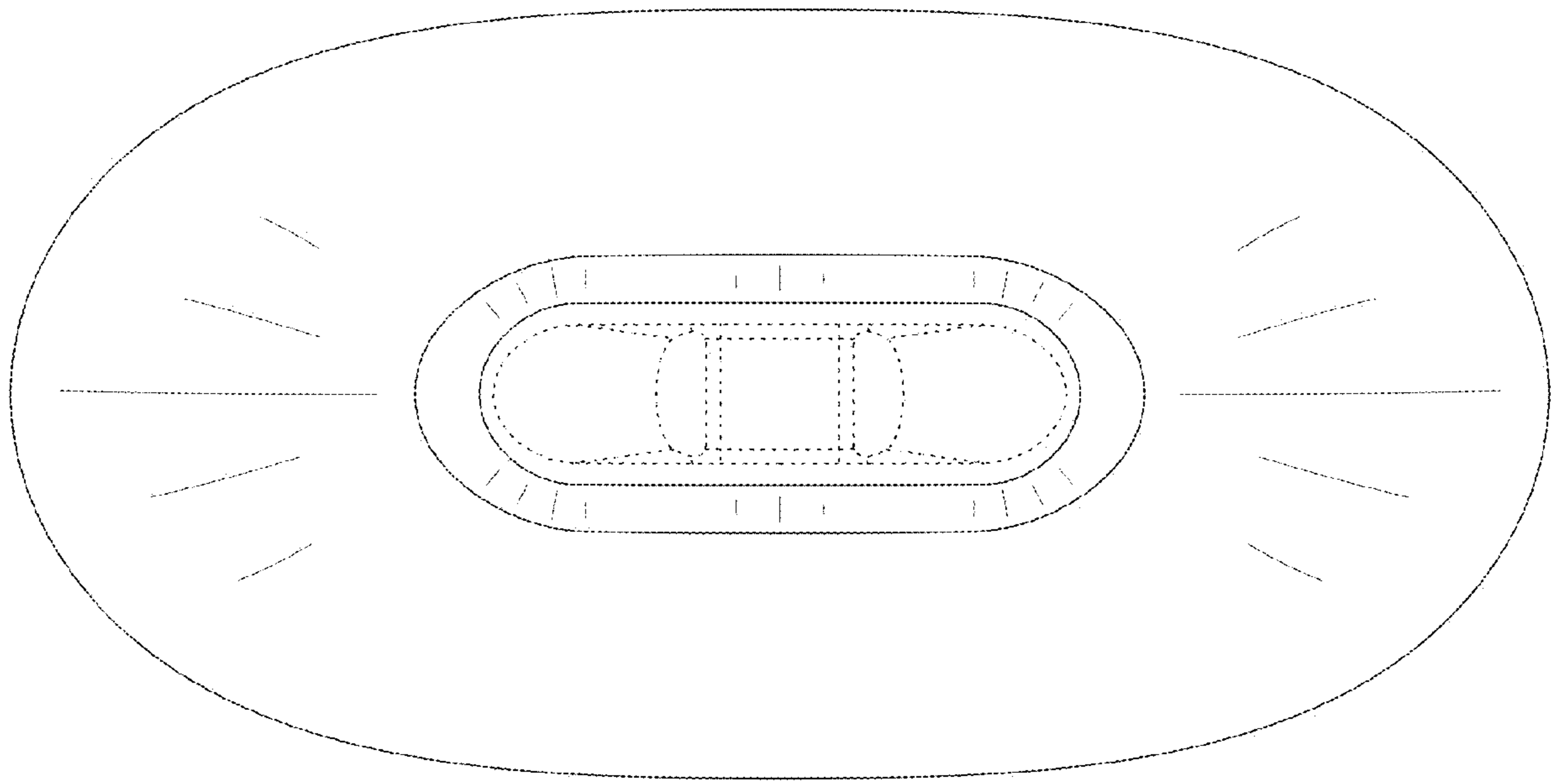


FIG. 7

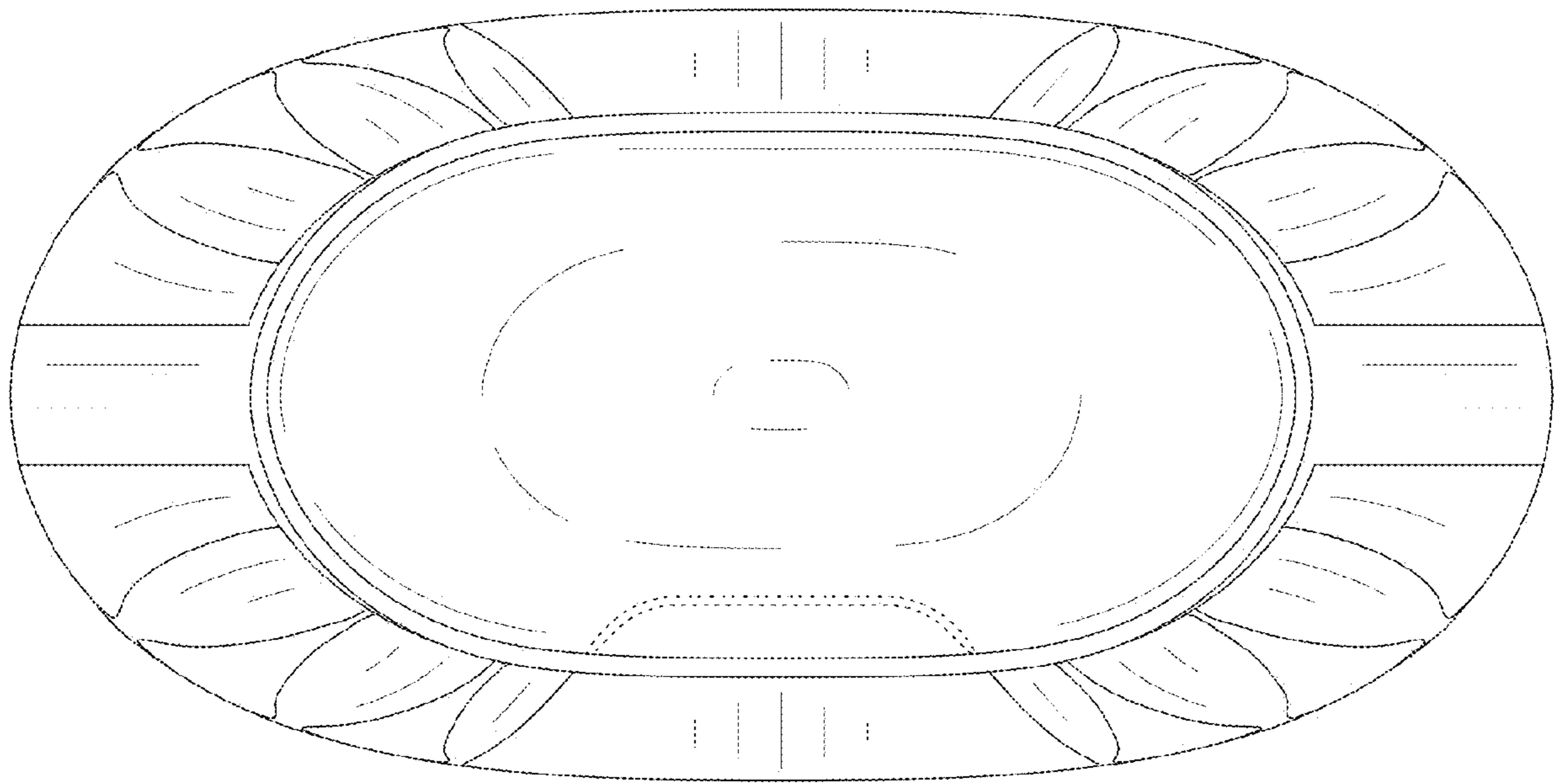


FIG. 8

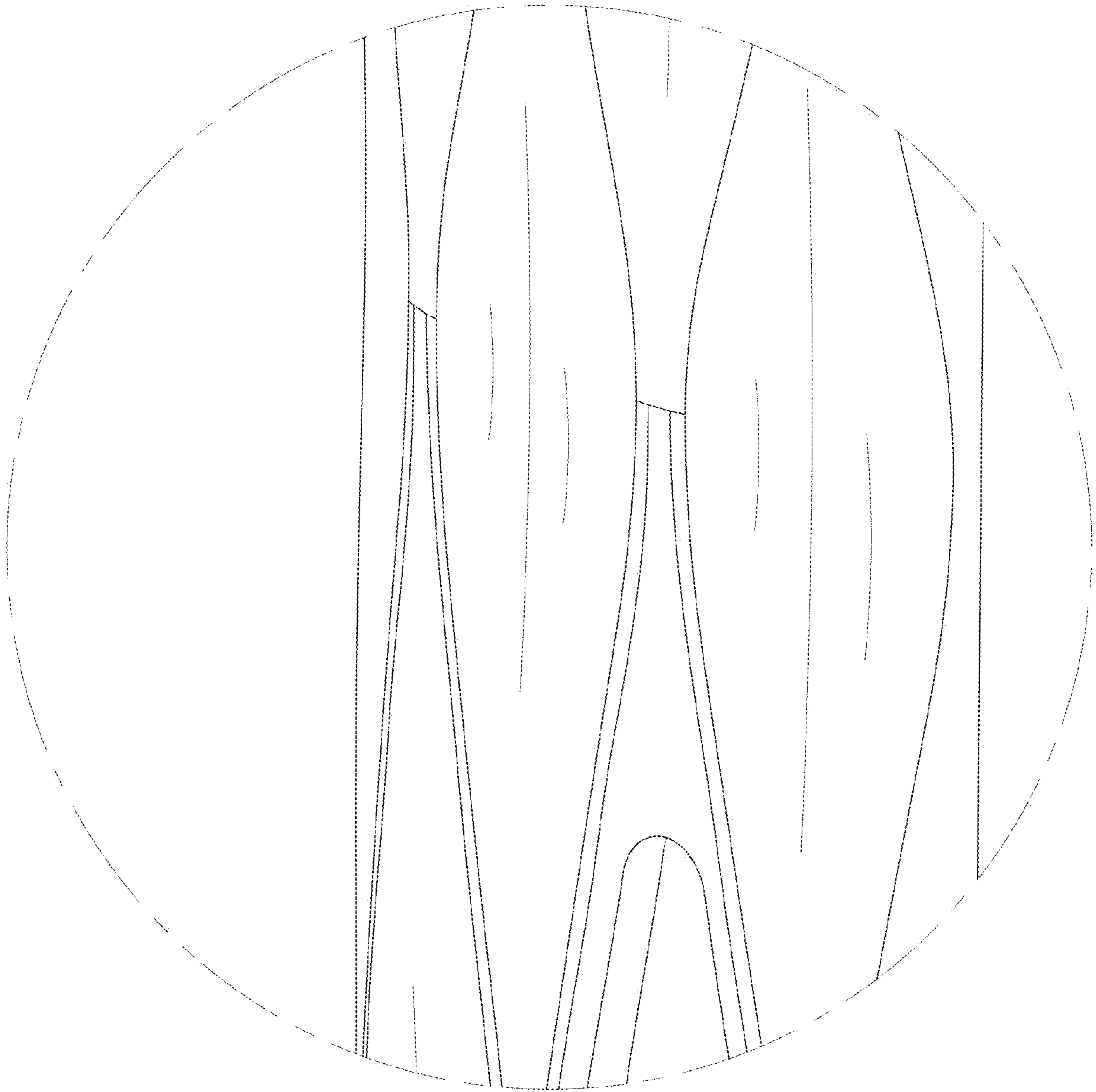


FIG. 9