



US00D972741S

(12) **United States Design Patent** (10) **Patent No.:** **US D972,741 S**
Sedic (45) **Date of Patent:** **** Dec. 13, 2022**

(54) **PERSONAL MASSAGER**
(71) Applicant: **Filip Sedic**, Stockholm (SE)
(72) Inventor: **Filip Sedic**, Stockholm (SE)
(**) Term: **15 Years**
(21) Appl. No.: **29/813,600**
(22) Filed: **Oct. 29, 2021**

D893,739 S * 8/2020 Li D24/215
D936,852 S * 11/2021 Dumler D24/215
D936,853 S * 11/2021 Dumler D24/215
D938,606 S * 12/2021 Dumler D24/215
D949,388 S * 4/2022 Sedic D24/215
D952,177 S * 5/2022 Jiang D24/215

Related U.S. Application Data

(63) Continuation of application No. 29/726,941, filed on Mar. 6, 2020, now Pat. No. Des. 949,388.
(51) **LOC (13) Cl.** **28-03**
(52) **U.S. Cl.**
USPC **D24/215**
(58) **Field of Classification Search**
USPC D24/133, 200, 211, 212, 213, 214, 215;
D30/160; D14/228
CPC A61H 19/34; A61H 19/40; A61H 19/50;
A61H 19/30; A61H 2205/087; A61H
19/00
See application file for complete search history.

References Cited

U.S. PATENT DOCUMENTS

D653,349 S * 1/2012 Chong D24/215
D681,219 S * 4/2013 Chen D24/215
D681,223 S * 4/2013 Chen D24/215
D702,363 S * 4/2014 Tai D24/215
D712,054 S * 8/2014 Tai A61H 19/40
D24/215
D771,830 S * 11/2016 Sedic D24/215
D838,377 S * 1/2019 Hu D24/215
D882,813 S * 4/2020 Lee D24/215

OTHER PUBLICATIONS

Youtube, "Lelo Sorayo Wave Demo", Jul. 22, 2020. <https://www.youtube.com/watch?v=GZHjOrMuuAI> (Year: 2020).*
Amazon, "Lelo 77116: Soraya Wave Deep Rose", Date First Available: Jul. 21, 2020. <https://www.amazon.com/Lelo-77116-Soraya-Wave-Deep/dp/B08BX2XTZ3> (Year: 2020).*
Lelo, "Soraya," lelo.com, accessed Mar. 6, 2020, <https://www.lelo.com/soraya>.

* cited by examiner

Primary Examiner — Michael A Maharajh
(74) *Attorney, Agent, or Firm* — Evan Feldstein

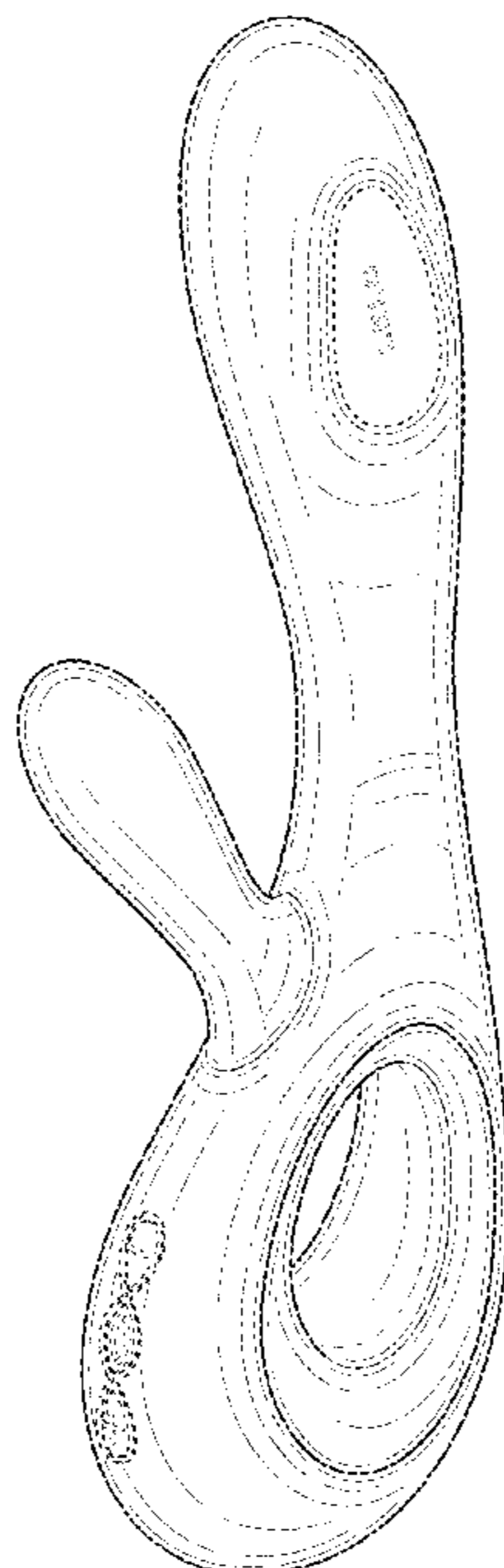
(57) **CLAIM**

I claim the ornamental design for a personal massager, as shown and described.

DESCRIPTION

FIG. 1 is a perspective view of a personal massager, showing my new design.
FIG. 2 is a right side view of the personal massager.
FIG. 3 is a left side view of the personal massager.
FIG. 4 is a front view of the personal massager.
FIG. 5 is a rear view of the personal massager.
FIG. 6 is a top view of the personal massager; and,
FIG. 7 is a bottom view of the personal massager.
The broken lines shown in the drawings are for the purposes of illustrating environmental structure, which form no part of the claimed design.

1 Claim, 4 Drawing Sheets



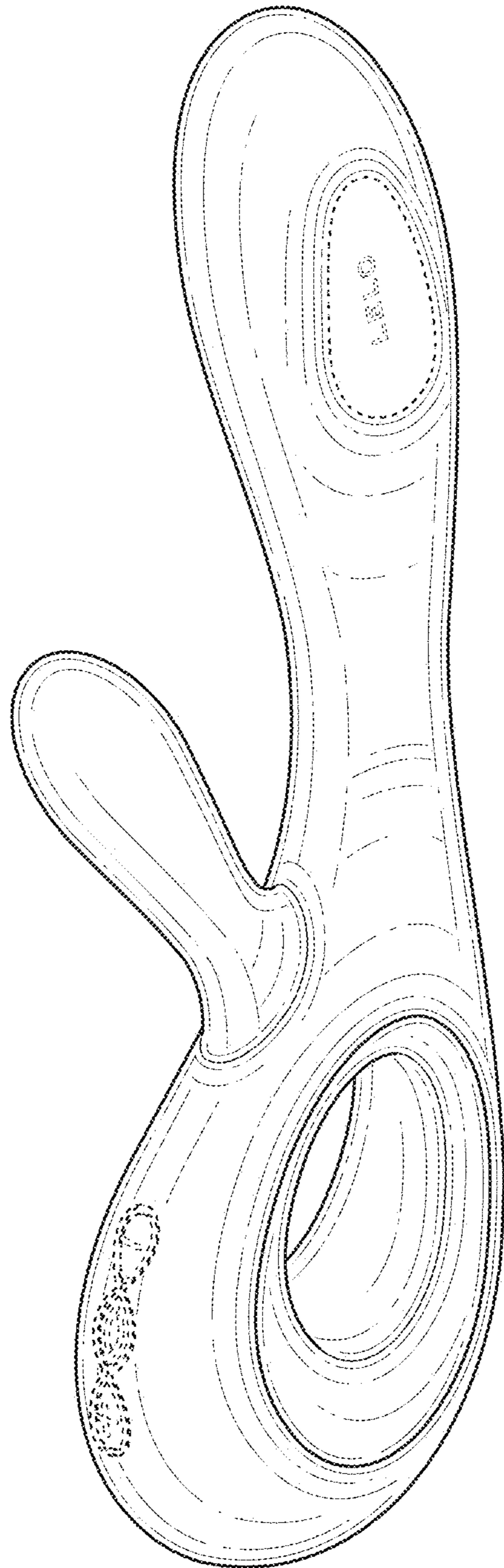


FIG. 1

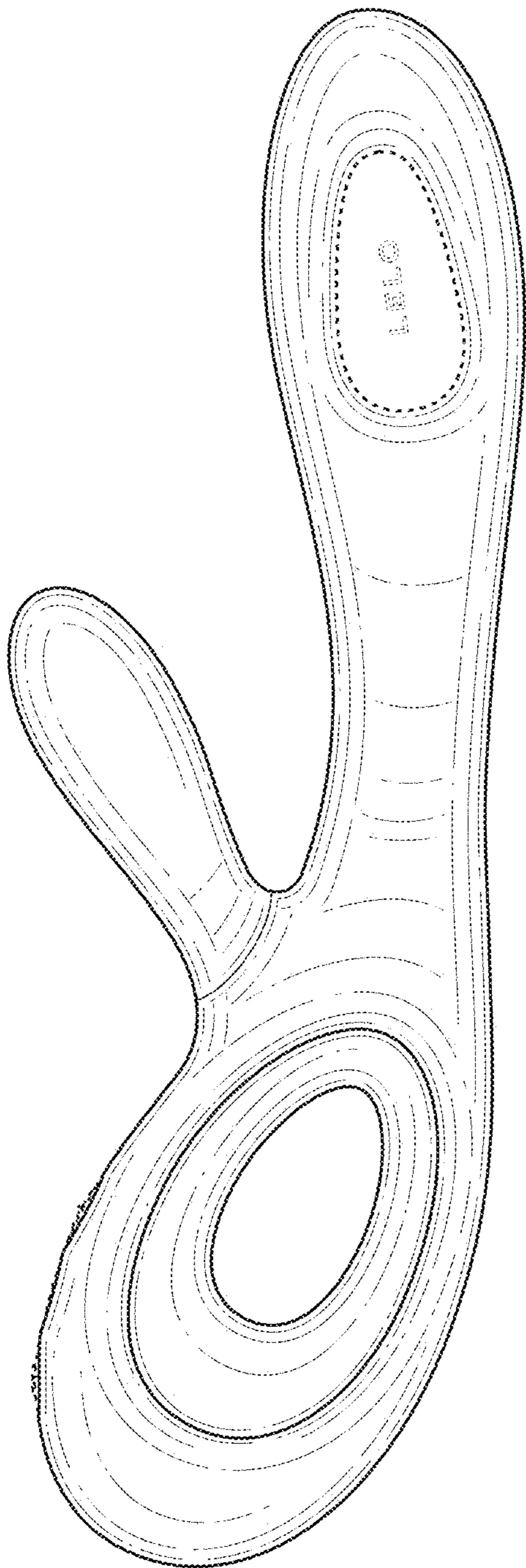


FIG. 2

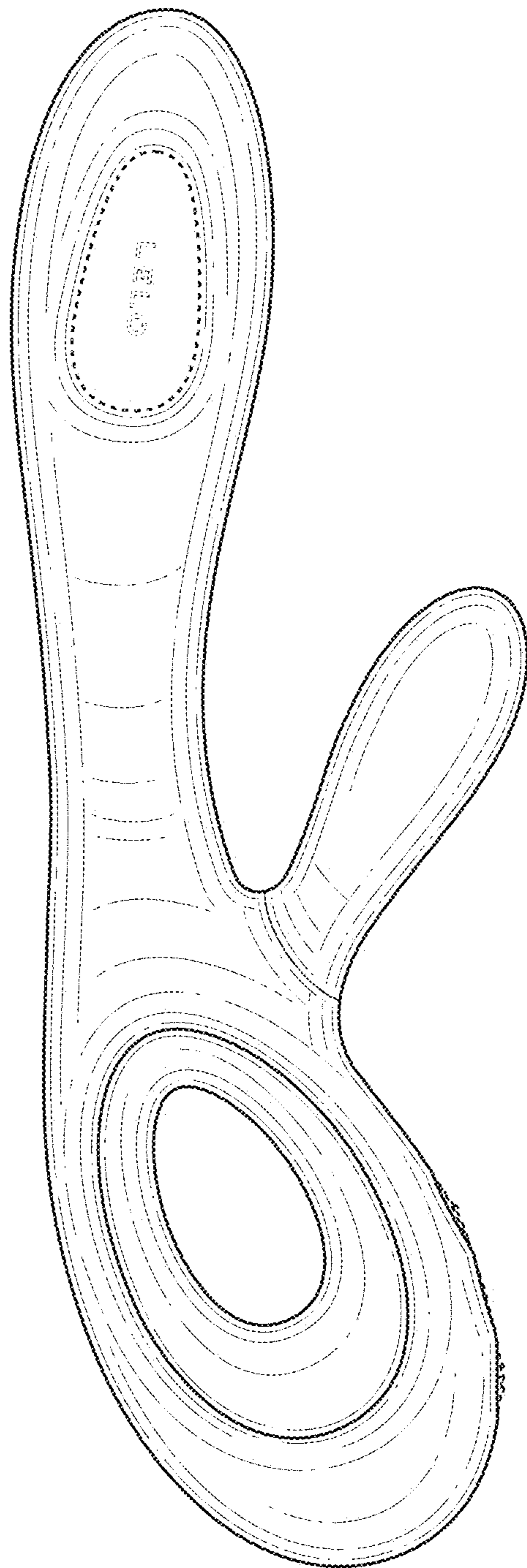


FIG. 3

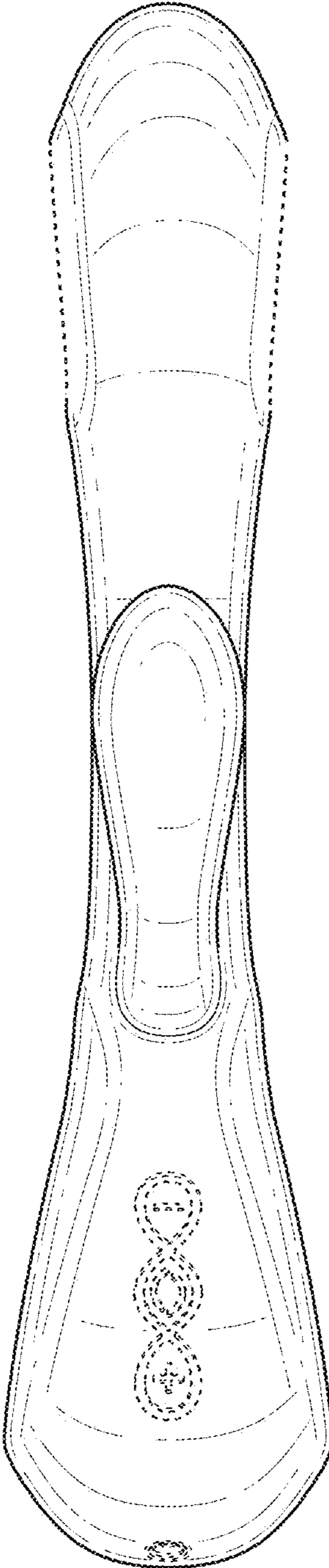


FIG. 4

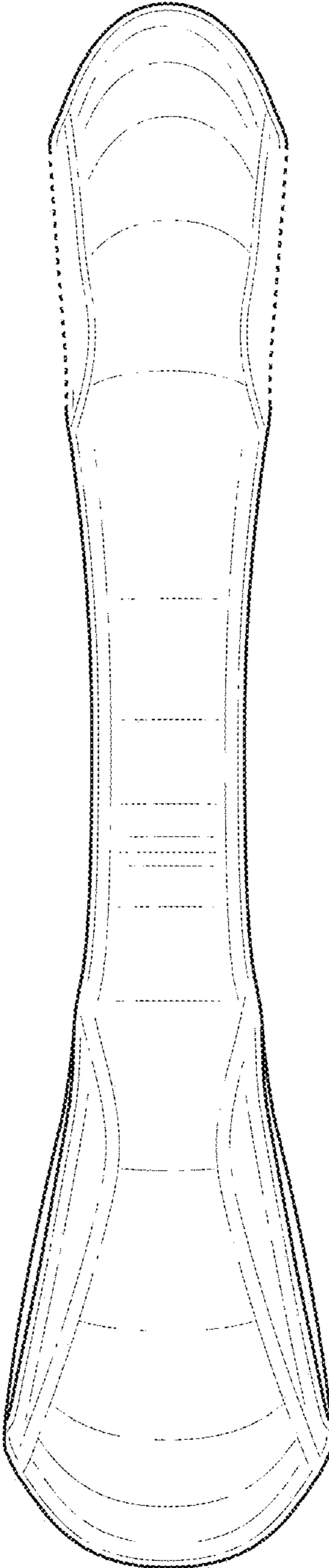


FIG. 5

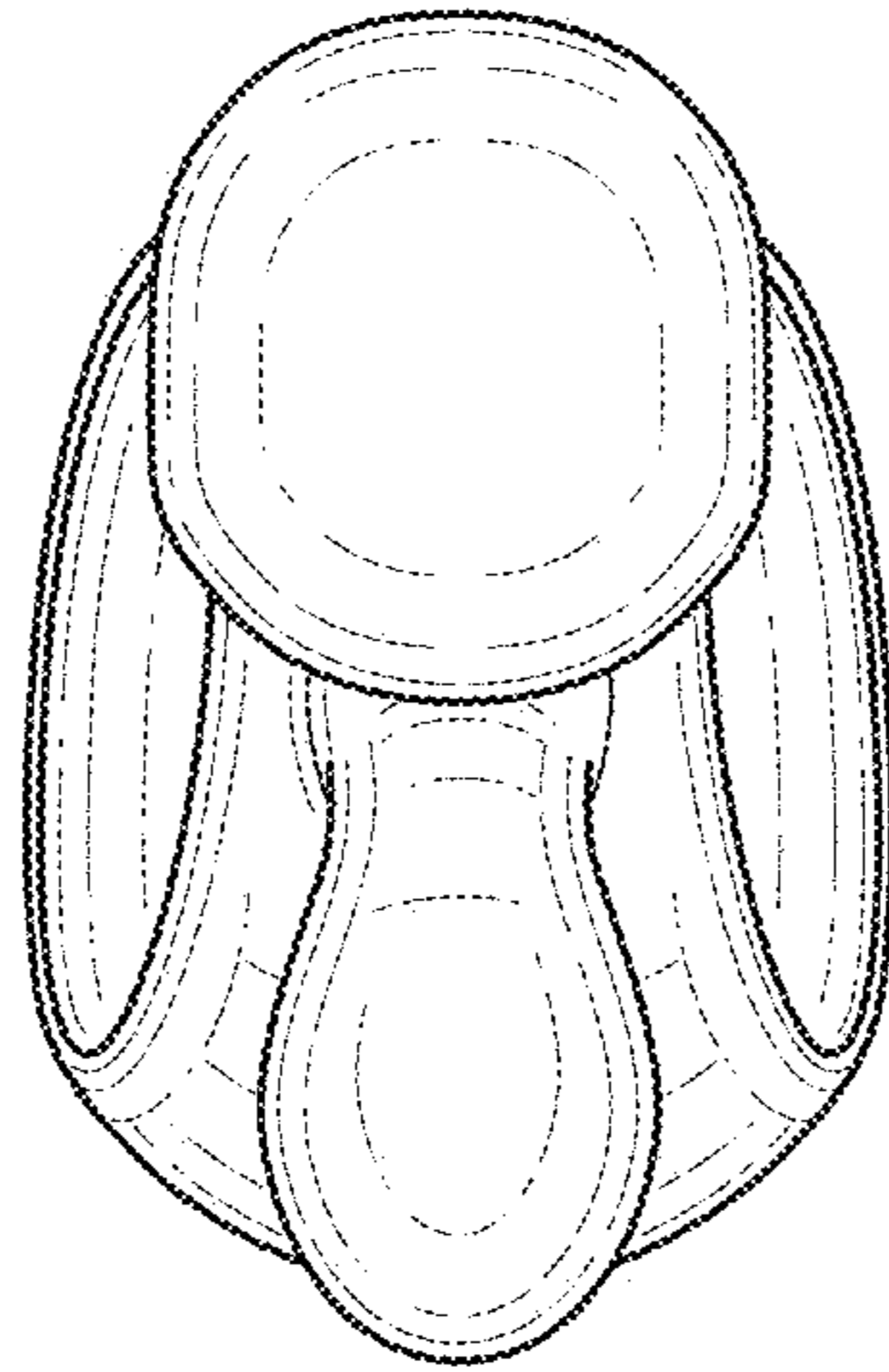


FIG. 6

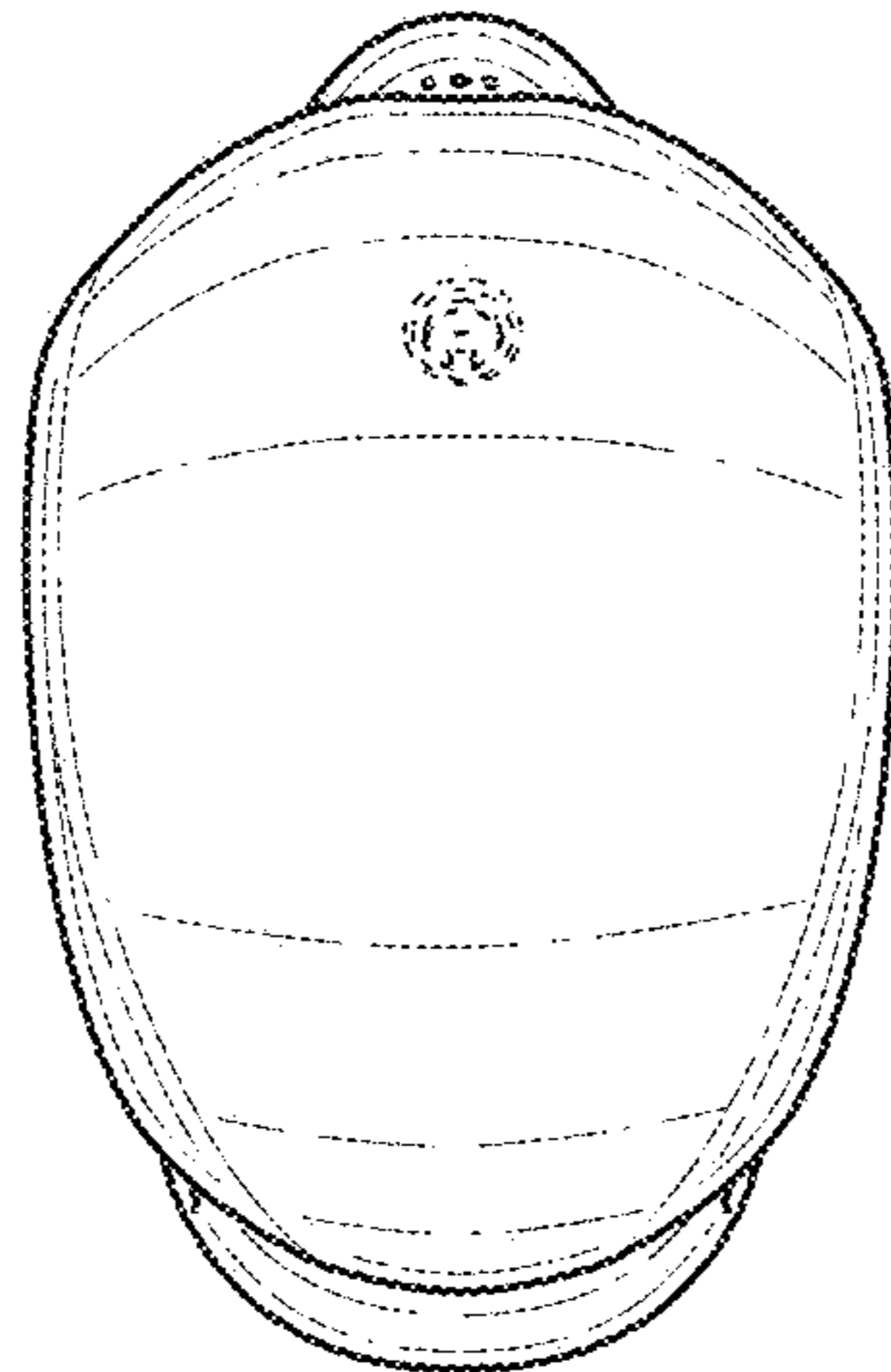


FIG. 7