



US00D972715S

(12) **United States Design Patent** (10) **Patent No.:** **US D972,715 S**
Kersten (45) **Date of Patent:** **** Dec. 13, 2022**

(54) **MASK**
(71) Applicant: **Catherine Kersten**, Dunedin, FL (US)
(72) Inventor: **Catherine Kersten**, Dunedin, FL (US)
(**) Term: **15 Years**

(21) Appl. No.: **29/747,204**
(22) Filed: **Aug. 20, 2020**
(51) **LOC (13) Cl.** **29-02**
(52) **U.S. Cl.**
USPC **D24/110.1**; D29/108
(58) **Field of Classification Search**
USPC D29/100, 102, 103, 105, 106, 108, 122;
D2/500, 501, 502, 503, 505, 506, 508;
D24/110.1, 110.2
CPC .. A42B 5/00; A42B 3/18; A42B 1/046; A42B
3/20; A63B 71/08; A63B 71/10; A63B
71/105; A61F 9/04; A61F 9/06; A61F
9/029; A41D 13/11; A41D 13/1107;
A41D 13/1161; A41D 13/1169; A41D
11/1176; A41G 7/00; A41G 7/02
See application file for complete search history.

(56) **References Cited**
U.S. PATENT DOCUMENTS
2,626,343 A * 1/1953 Fogel H05B 3/342
219/535
D229,127 S * 11/1973 Franklin D29/108
D420,769 S * 2/2000 White D29/108
D636,128 S * 4/2011 Hancock D29/108
D668,395 S * 10/2012 Smith D29/108
D686,372 S * 7/2013 Smith D29/108
D693,062 S * 11/2013 Bowen D29/108
D820,434 S * 6/2018 Bergman D24/110.1
D822,195 S * 7/2018 Kwong D24/110.1
D850,760 S * 6/2019 Greenblat D29/108
D877,885 S * 3/2020 Bergman D29/108
D885,677 S * 5/2020 Acosta D29/108

D905,847 S * 12/2020 Orman D29/108
D912,240 S * 3/2021 Butler D24/110.1
D935,012 S * 11/2021 Chung D24/110.1
(Continued)

OTHER PUBLICATIONS

Washable Face Mask Reuseable Cotton three layers w valve and PM2.5 Filter, <https://www.aerotechdesigns.com/reusable-face-mask-w-pm2.5-filter.html>, Jun. 13, 2020. (Year: 2020).*

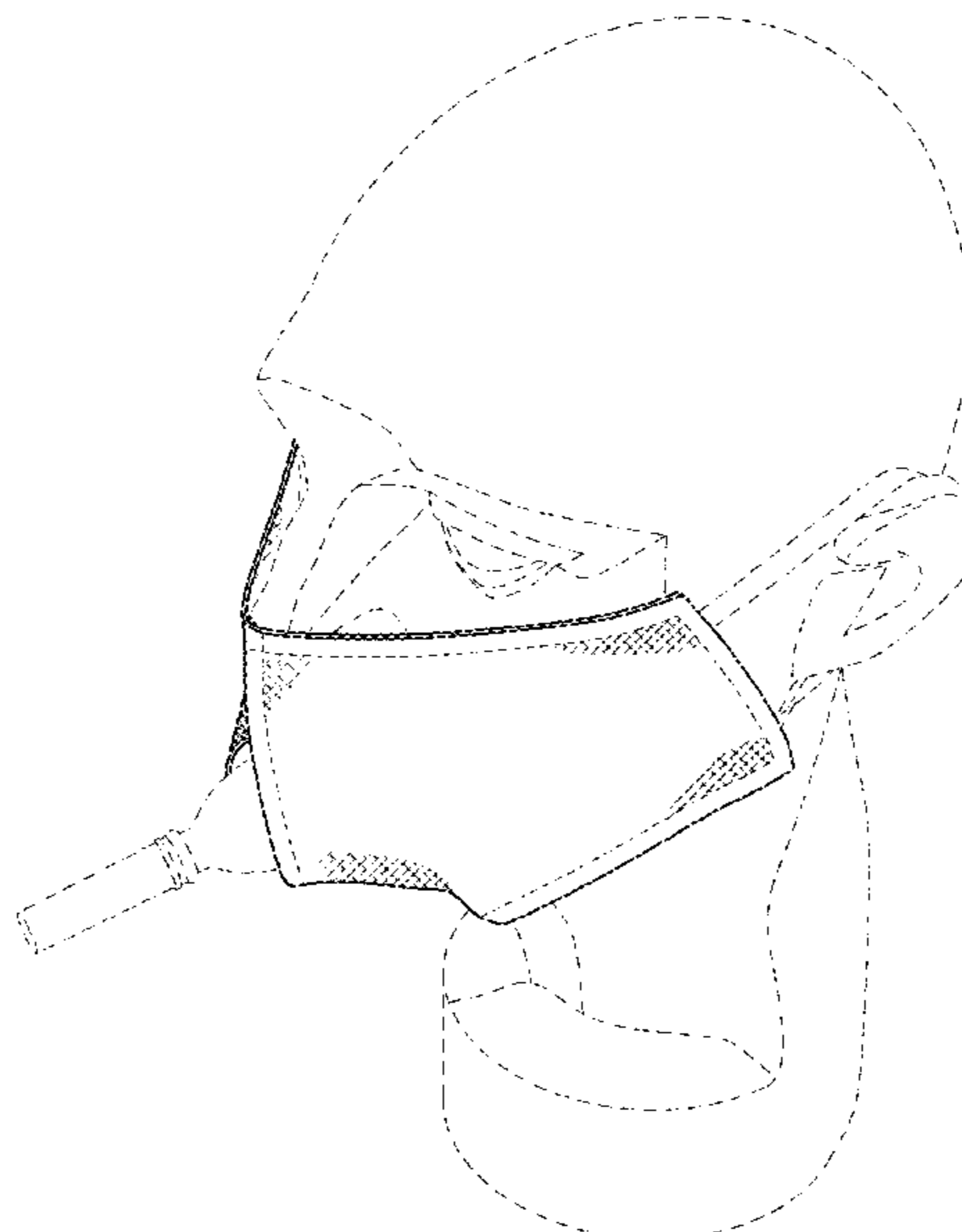
Primary Examiner — Elizabeth J Oswecki
(74) *Attorney, Agent, or Firm* — Larson & Larson; Justin P. Miller; Frank Liebenow

(57) **CLAIM**
The ornamental design for a mask, as shown and described.

DESCRIPTION

FIG. 1 is a top perspective view of a mask showing my new design shown in an open position;
FIG. 2 is a bottom perspective view thereof;
FIG. 3 is a front elevation view thereof;
FIG. 4 is a back elevation thereof;
FIG. 5 is a left side elevation view thereof;
FIG. 6 is a bottom plan view thereof;
FIG. 7 is a back perspective view thereof, with the head and neck of the human figure removed and the mask shown in a closed position;
FIG. 8 is a front elevation view thereof, shown in a closed position; and,
FIG. 9 is a perspective view thereof, shown in an open position.
The broken lines showing portions of a mouthpiece for a brass instrument, ear loops, and the head and neck region of a human figure, are included for the purpose of illustrating environmental structure and form no part of the claimed design. The broken lines shown on the surface of the mask show thread stitching and form no part of the claimed design.

1 Claim, 9 Drawing Sheets



(56)

References Cited

U.S. PATENT DOCUMENTS

D936,906	S *	11/2021	Xin	D29/108
D944,460	S *	2/2022	Shea	D29/108
D947,363	S *	3/2022	Eldibany	D29/108
D947,364	S *	3/2022	Eldibany	D24/110.4
D947,365	S *	3/2022	Eldibany	D29/108
D948,706	S *	4/2022	Karidis	D29/108
D948,707	S *	4/2022	Karidis	D29/108
D950,707	S *	5/2022	Coates	D29/108
D951,431	S *	5/2022	Smith, IV	D29/108
D952,131	S *	5/2022	Kong	D29/108
2014/0224261	A1 *	8/2014	Tsuei	A62B 23/025
				156/159
2015/0020815	A1 *	1/2015	Gabriel	A41D 13/1161
				128/863
2018/0078797	A1 *	3/2018	Bergman	A62B 18/084
2018/0280738	A1 *	10/2018	Gabriel	A62B 18/025
2020/0305520	A1 *	10/2020	Belk	A41D 13/1161
2021/0321698	A1 *	10/2021	Ramos	A41D 13/1107
2021/0368890	A1 *	12/2021	Brizuela	A41D 31/305
2021/0386134	A1 *	12/2021	Plank	A41D 31/185
2022/0016296	A1 *	1/2022	Qian	A62B 23/025
2022/0023676	A1 *	1/2022	Foster	A62B 18/086

* cited by examiner

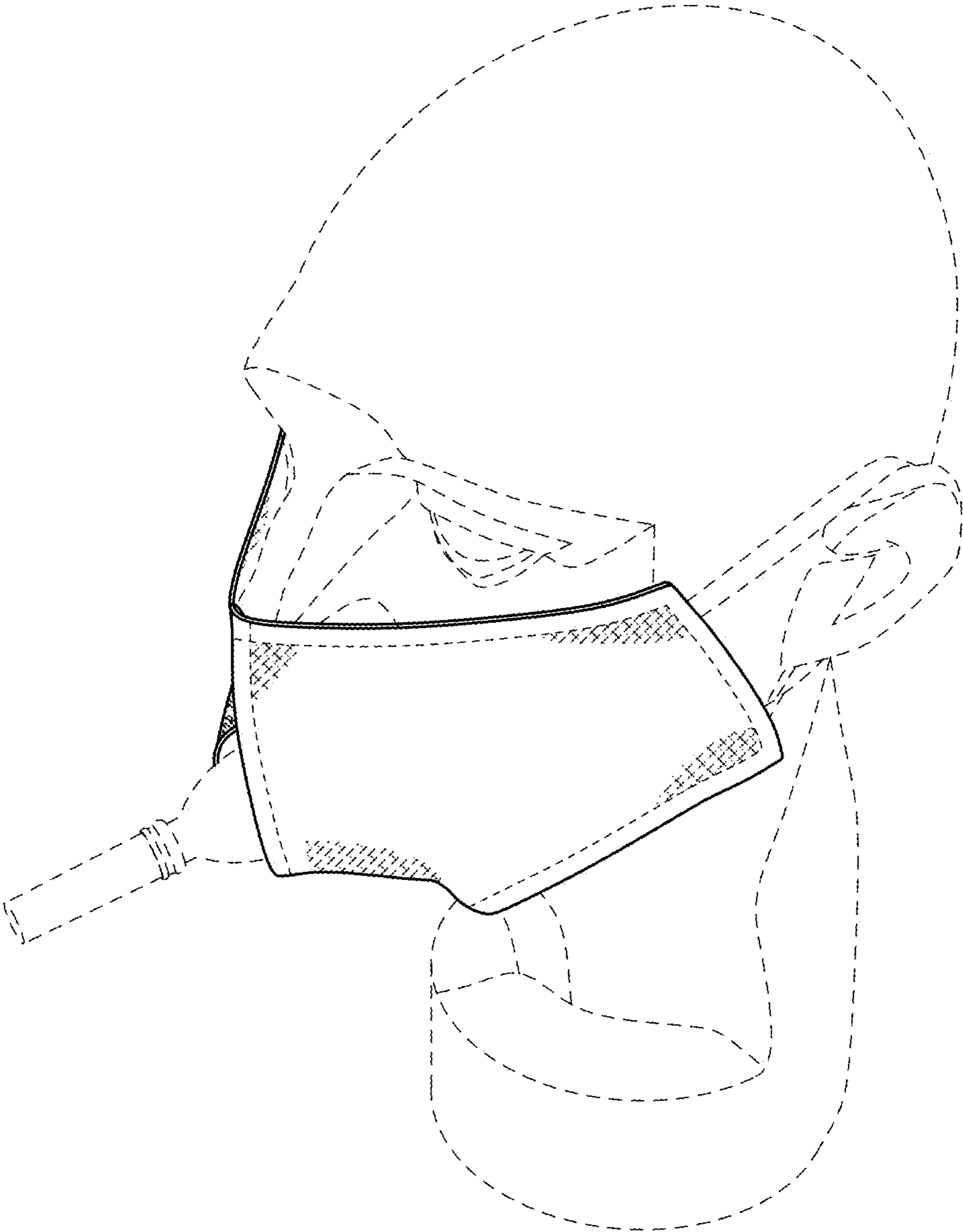


FIG. 1

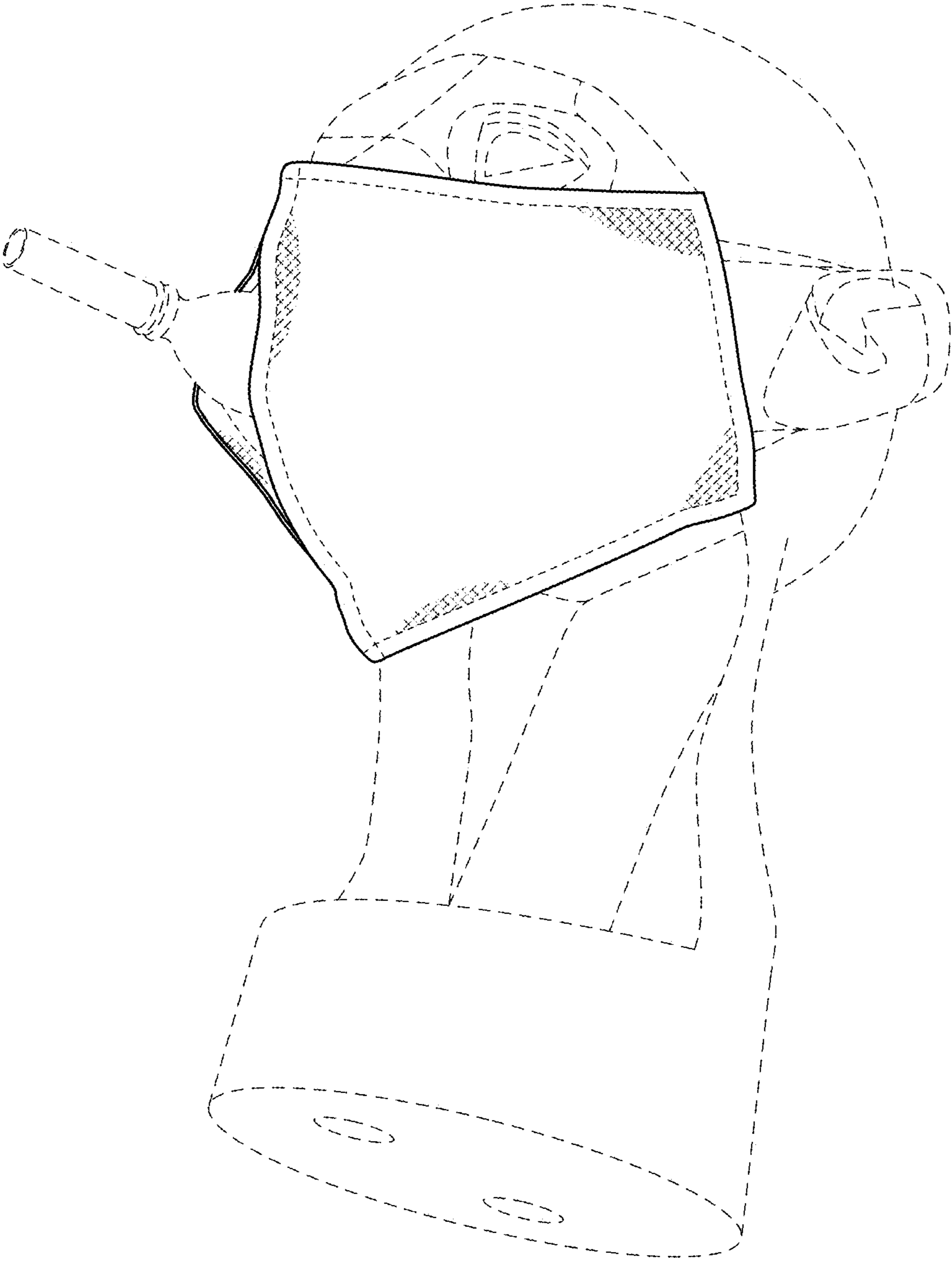


FIG. 2

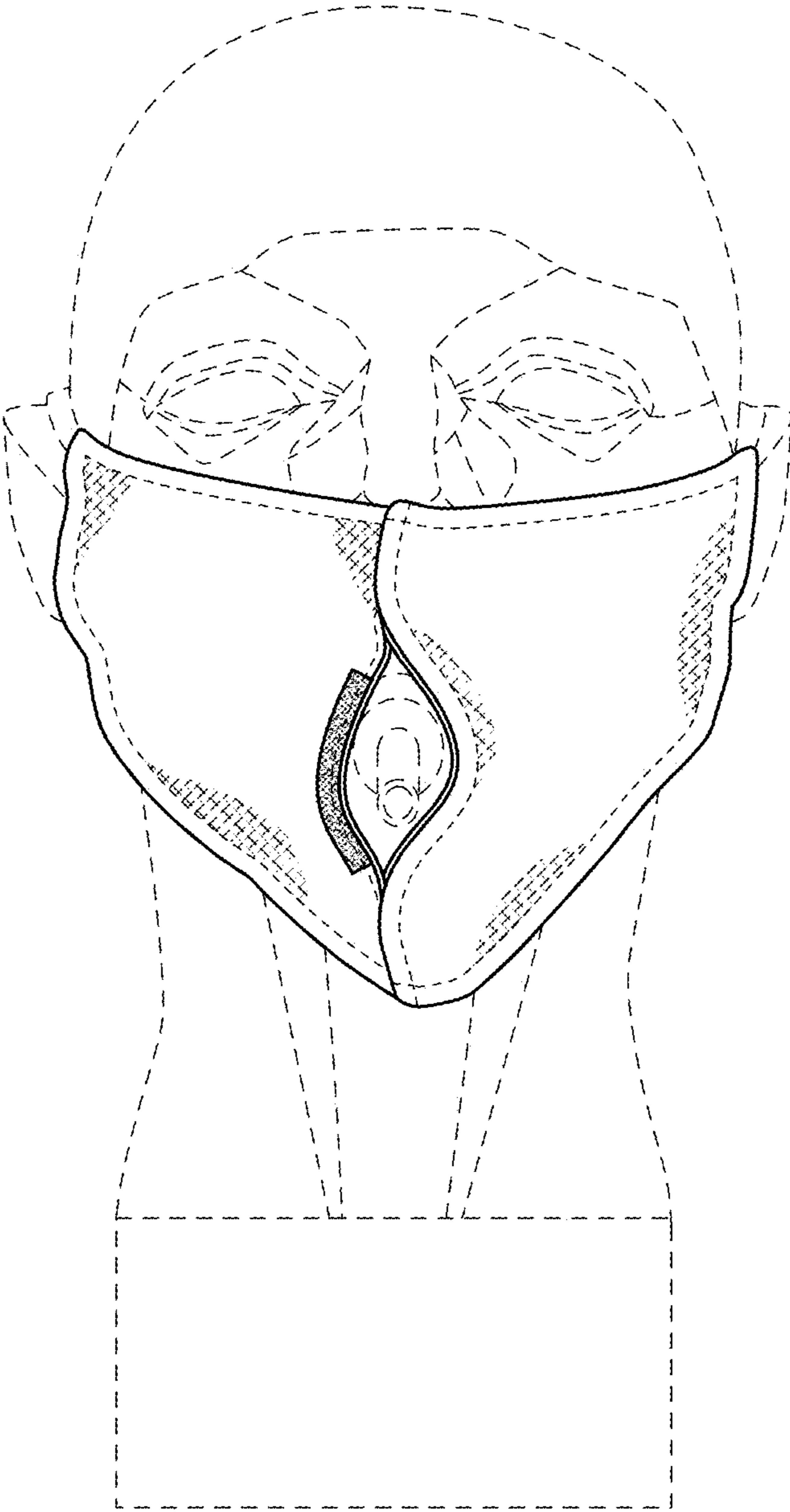


FIG. 3

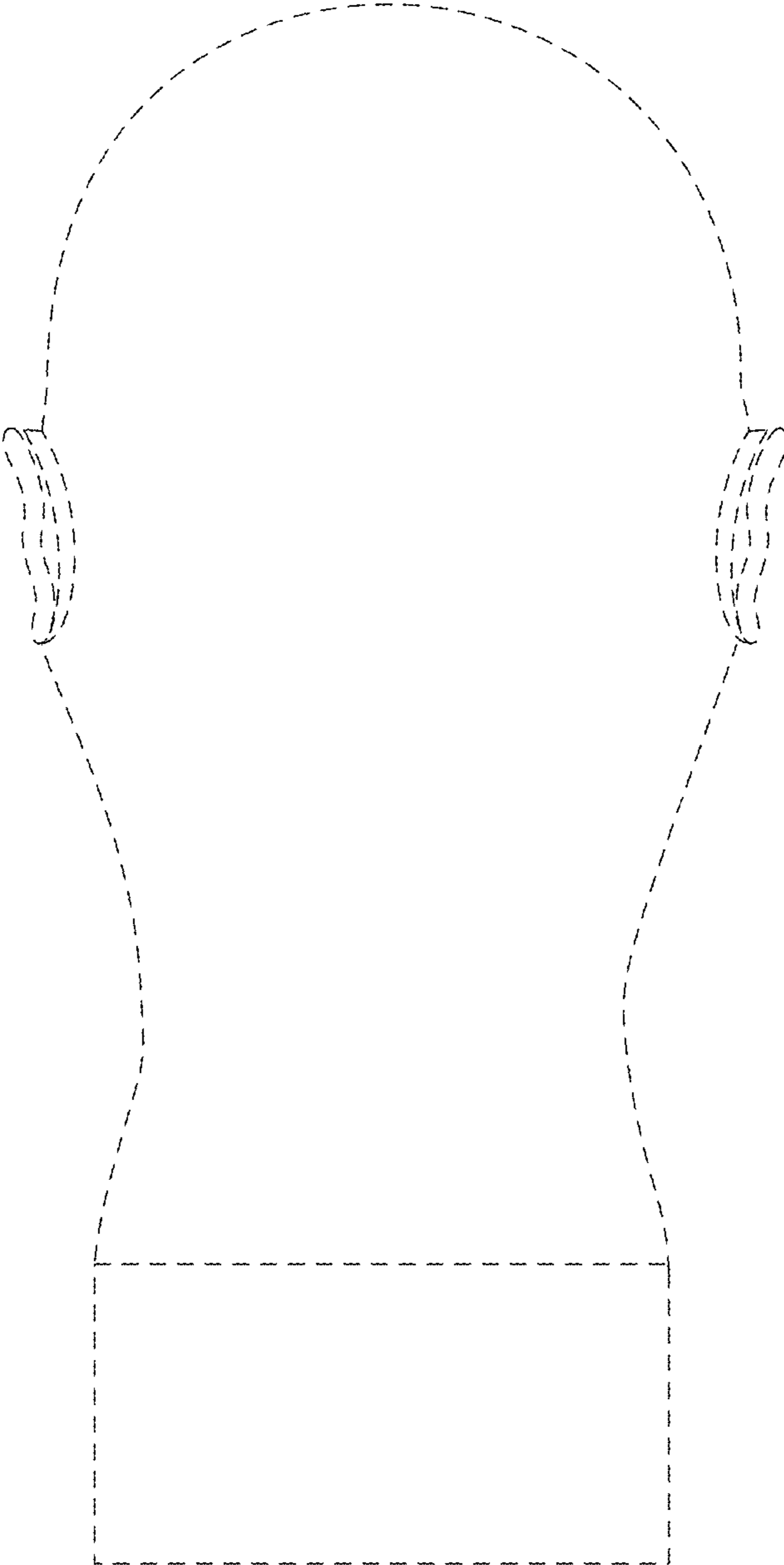


FIG. 4

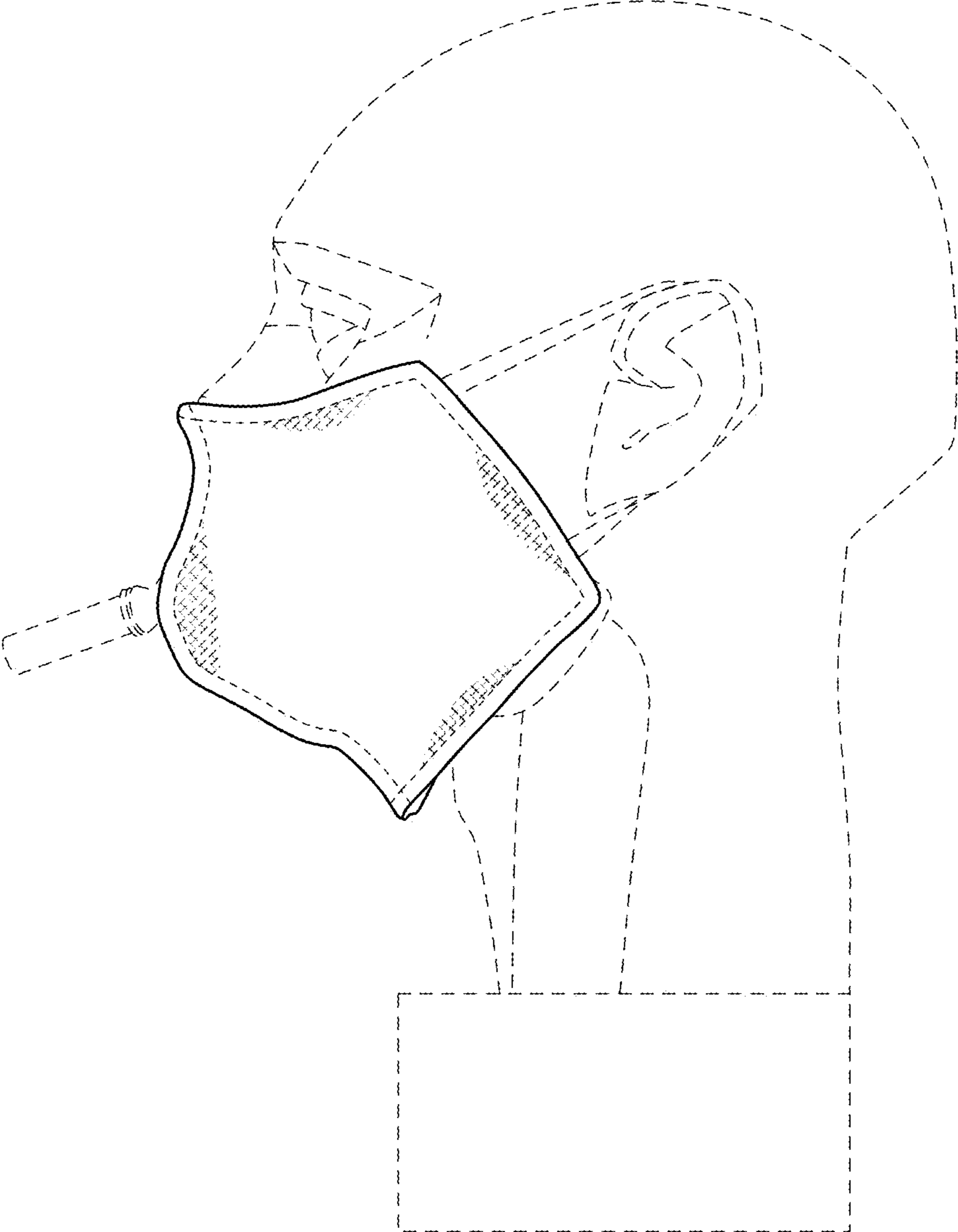


FIG. 5

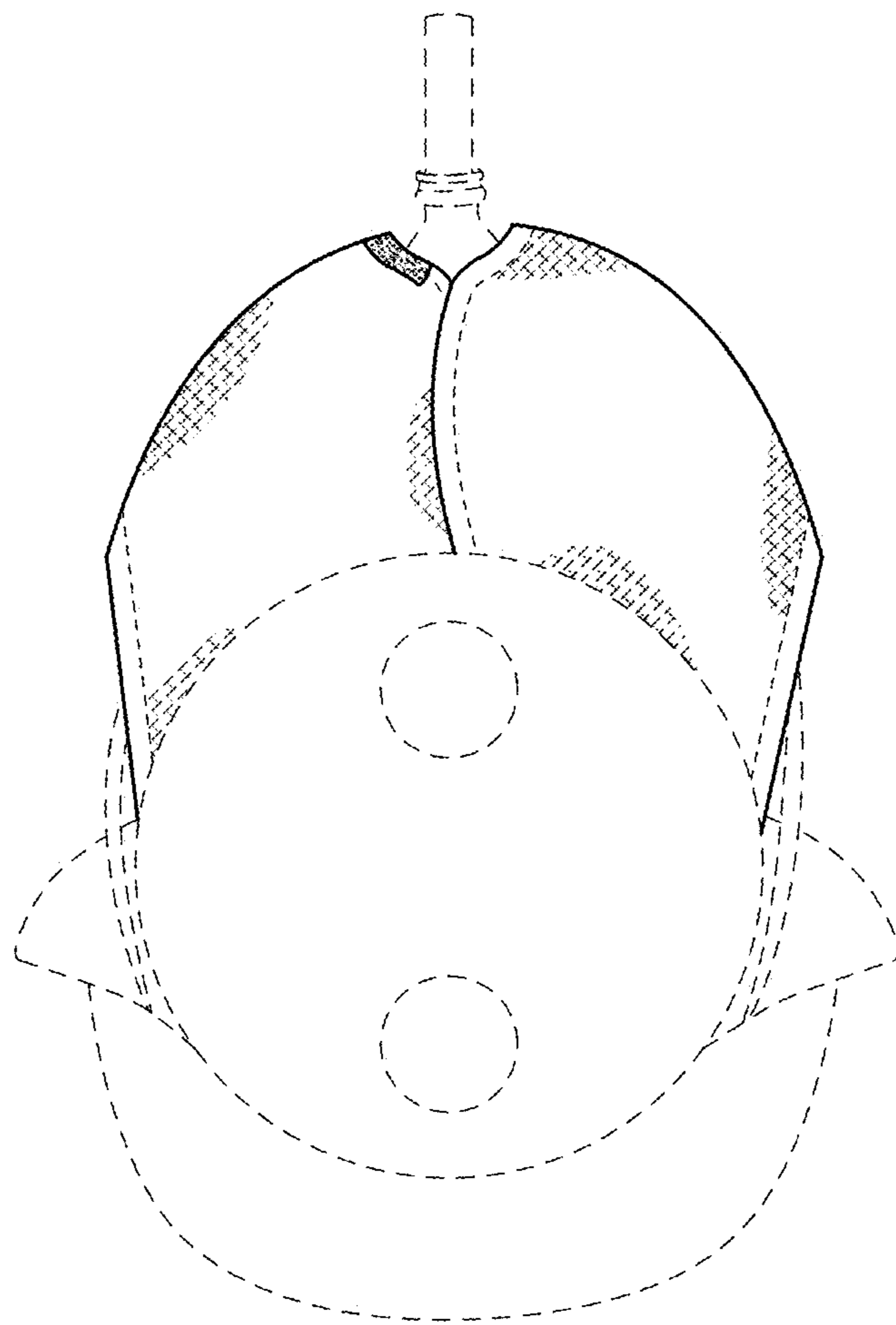


FIG. 6

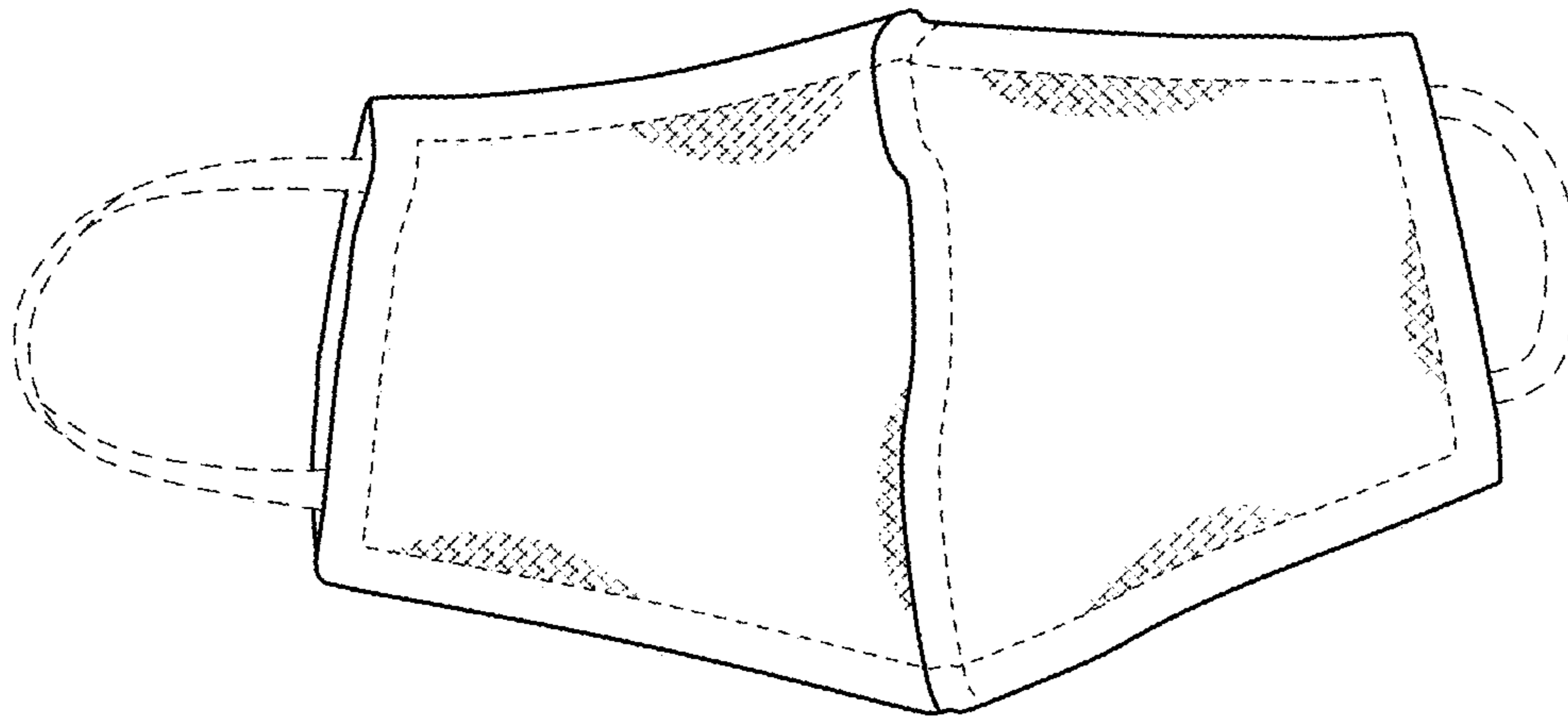


FIG. 7

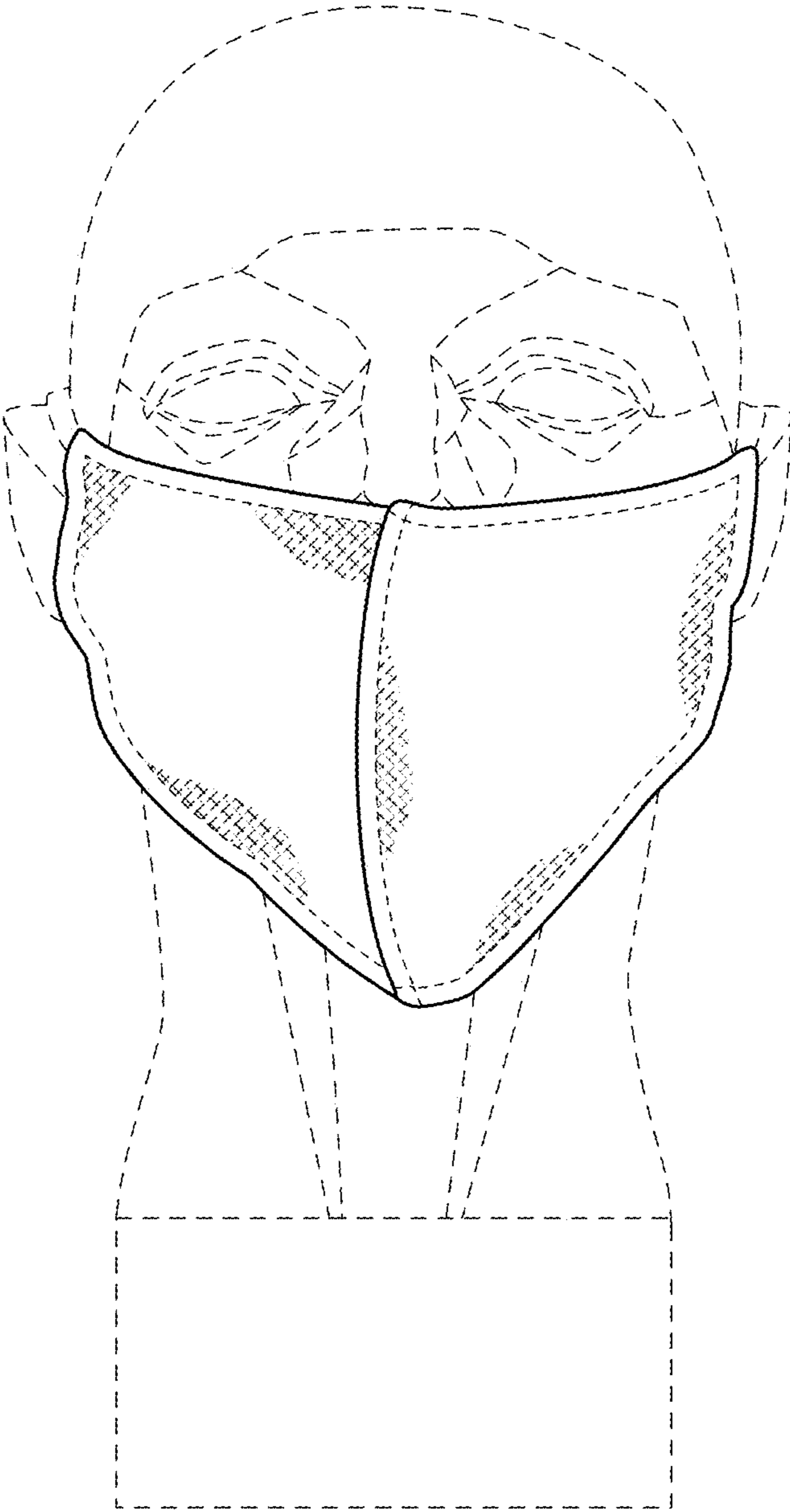


FIG. 8

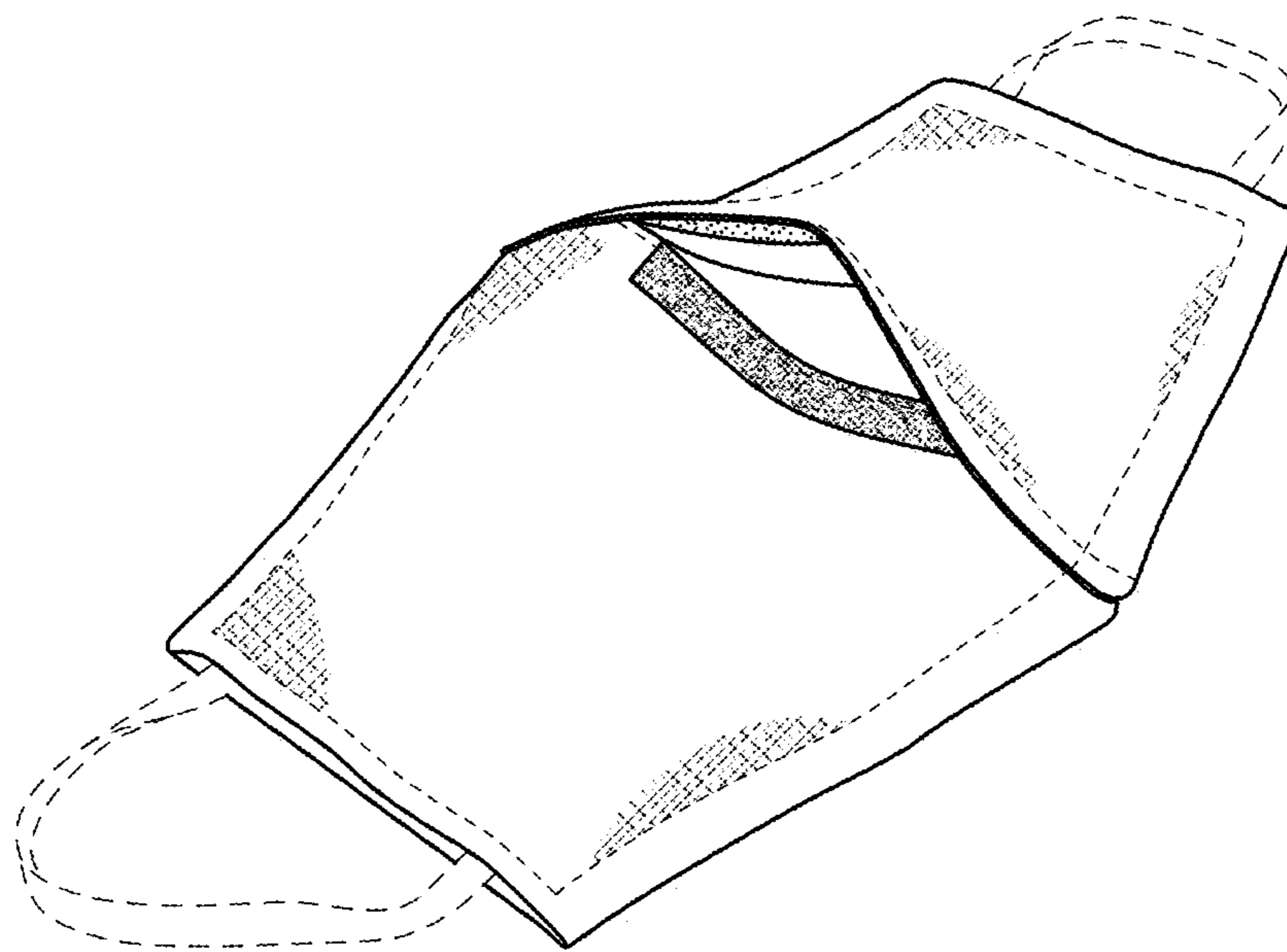


FIG. 9