



US00D972708S

(12) **United States Design Patent** (10) **Patent No.:** **US D972,708 S**  
**Li** (45) **Date of Patent:** **\*\* Dec. 13, 2022**

(54) **NECK FAN**  
(71) Applicant: **Jianwei Li**, Guangdong (CN)  
(72) Inventor: **Jianwei Li**, Guangdong (CN)  
(\*\*) Term: **15 Years**  
(21) Appl. No.: **29/781,237**  
(22) Filed: **Apr. 28, 2021**

(30) **Foreign Application Priority Data**

Jan. 14, 2021 (CN) ..... 202130027068.X

(51) **LOC (13) Cl.** ..... **23-04**

(52) **U.S. Cl.**  
USPC ..... **D23/380**

(58) **Field of Classification Search**  
USPC ..... D23/333, 370, 378-382; D14/205  
CPC ..... F24F 2221/38; F04D 25/084; F04D  
25/0673; F04D 25/166; A42B 3/286  
See application file for complete search history.

(56) **References Cited**

**U.S. PATENT DOCUMENTS**

D884,201 S *	5/2020	Fang	.....	D24/206
D903,086 S *	11/2020	Liu	.....	D23/370
D920,497 S *	5/2021	Li	.....	D23/370
D925,028 S *	7/2021	Song	.....	D23/370
D928,932 S *	8/2021	Li	.....	D23/370
D936,819 S *	11/2021	Zhang	.....	D23/380
D936,820 S *	11/2021	Yuan	.....	D23/380
D944,953 S *	3/2022	Xu	.....	D23/380
D950,702 S *	5/2022	Zhu	.....	D23/380

D951,423 S *	5/2022	Zhou	.....	D23/380
D954,248 S *	6/2022	Li	.....	D23/380
D959,637 S *	8/2022	Zhang	.....	D23/380
2021/0355960 A1 *	11/2021	Liu	.....	F25B 21/02
2022/0106963 A1 *	4/2022	Li	.....	F04D 25/084
2022/0145896 A1 *	5/2022	Li	.....	A61F 7/00
2022/0235786 A1 *	7/2022	Liu	.....	F04D 29/282

\* cited by examiner

*Primary Examiner* — Sharon S Oum

(74) *Attorney, Agent, or Firm* — Jeenam Park

(57) **CLAIM**

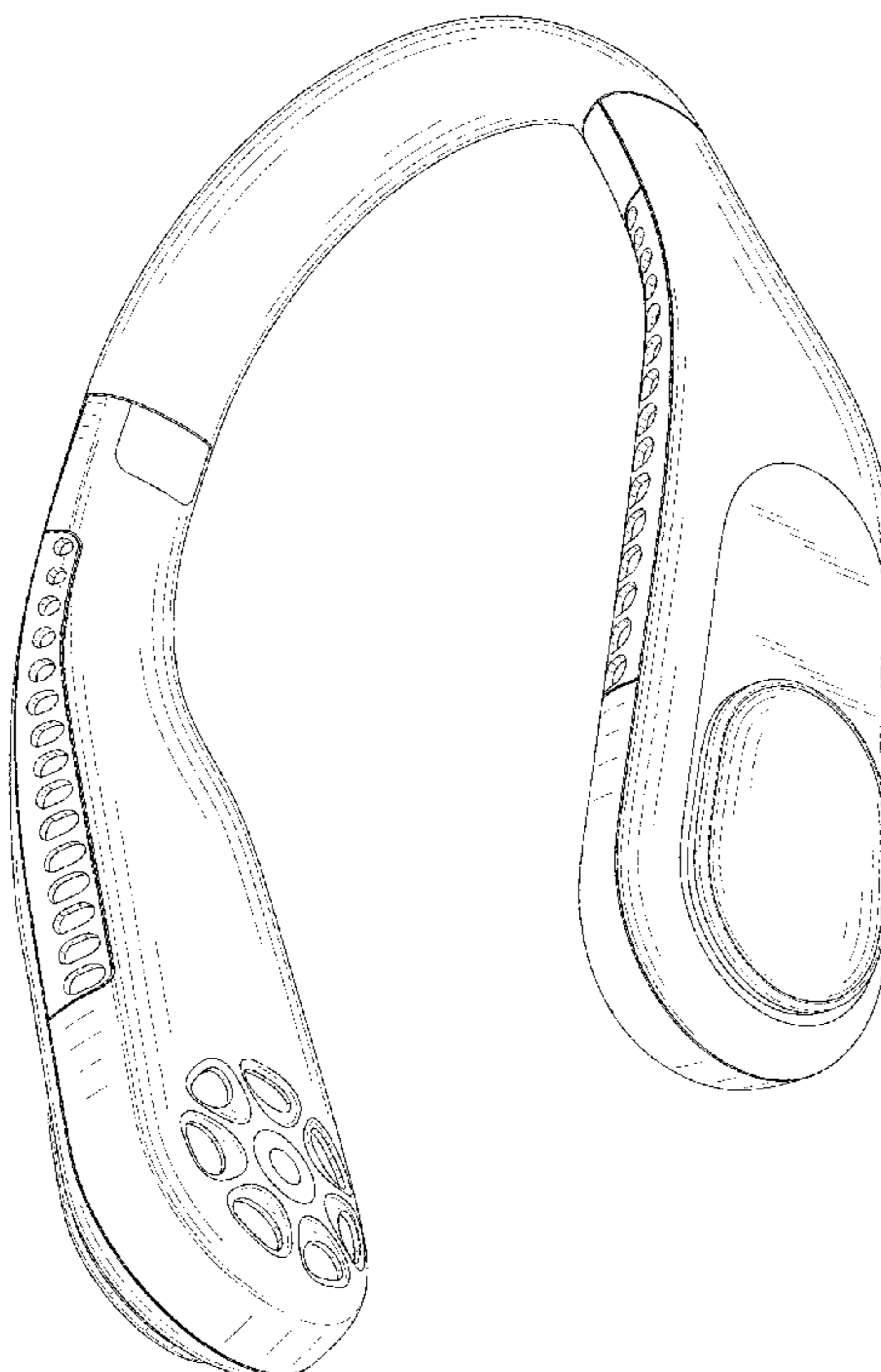
The ornamental design for a neck fan, as shown and described.

**DESCRIPTION**

FIG. 1 is a top, front and right side perspective view of a neck fan showing my new design;  
FIG. 2 is a bottom, rear and left side perspective view thereof;  
FIG. 3 is a front elevational view thereof;  
FIG. 4 is a rear elevational view thereof;  
FIG. 5 is a left side view thereof;  
FIG. 6 is a right side view thereof;  
FIG. 7 is a top plan view thereof;  
FIG. 8 is a bottom plan view thereof; and,  
FIG. 9 is an enlarged view of portion 9 in FIG. 1.

The evenly-spaced broken lines in the drawings illustrate portions of the neck fan which form no part of the claimed design. The dot-dash broken lines encircling portions of the neck fan in FIG. 1 and FIG. 9 form no part of the claimed design.

**1 Claim, 9 Drawing Sheets**



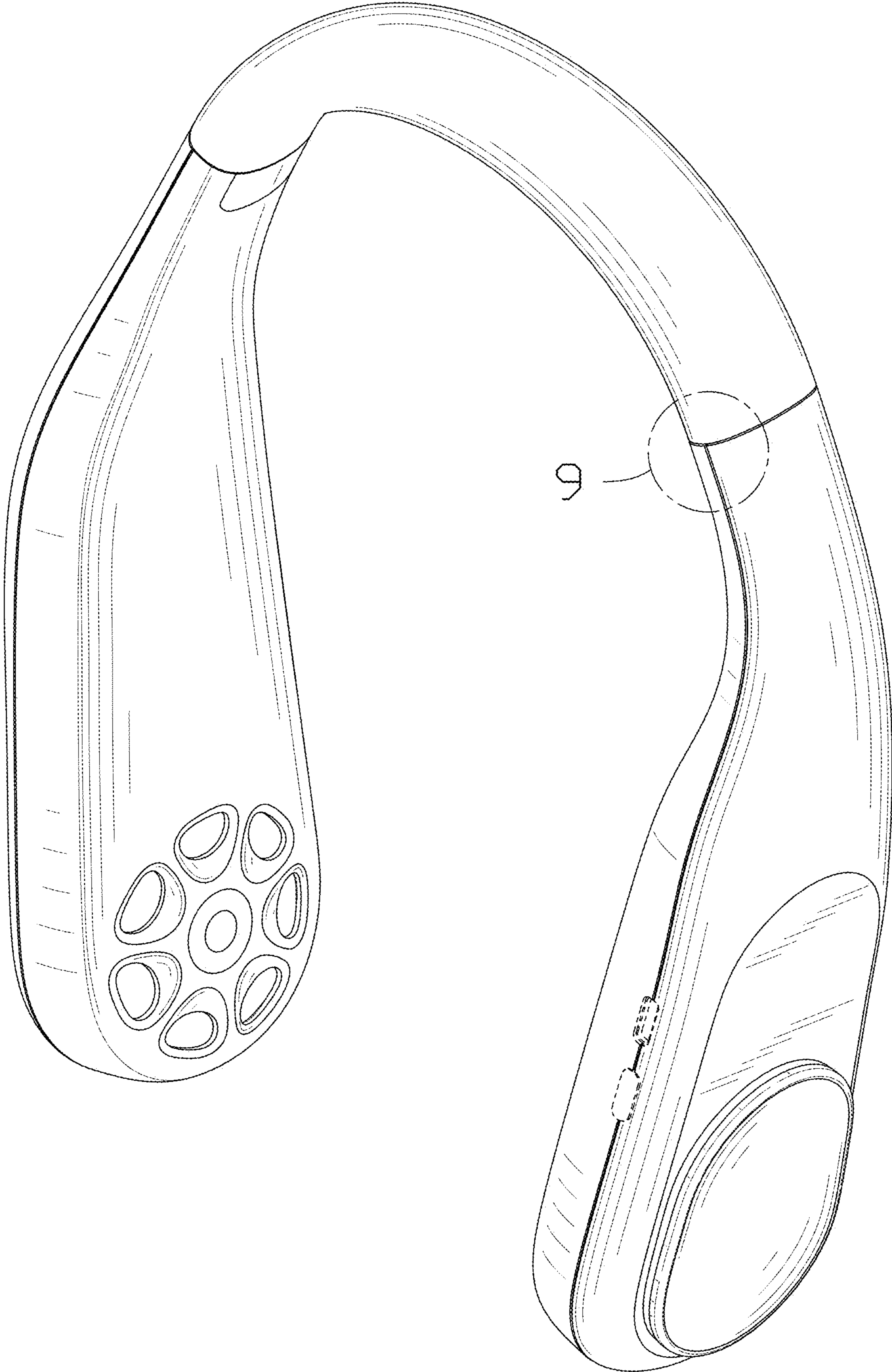


FIG. 1




FIG. 2



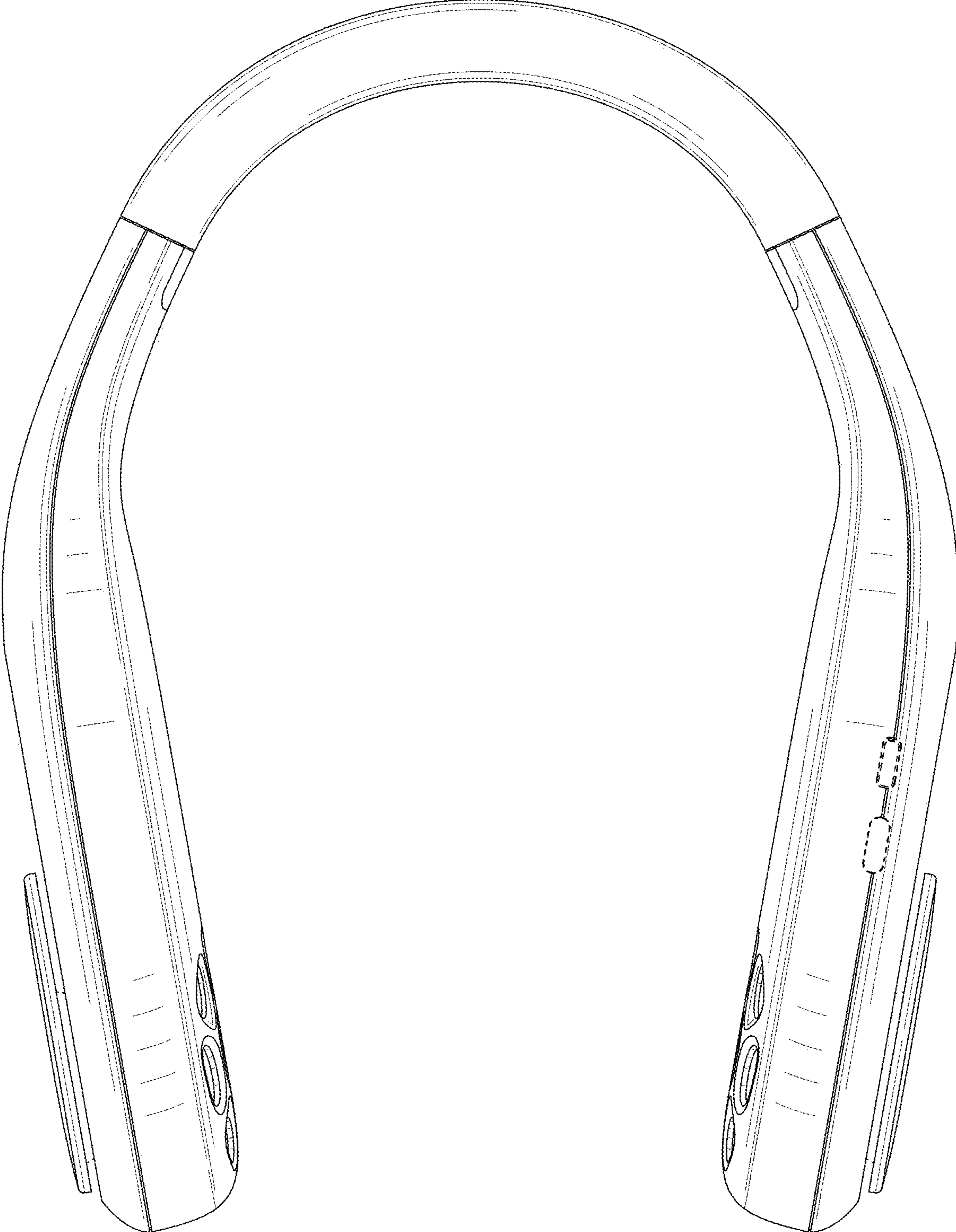


FIG. 3

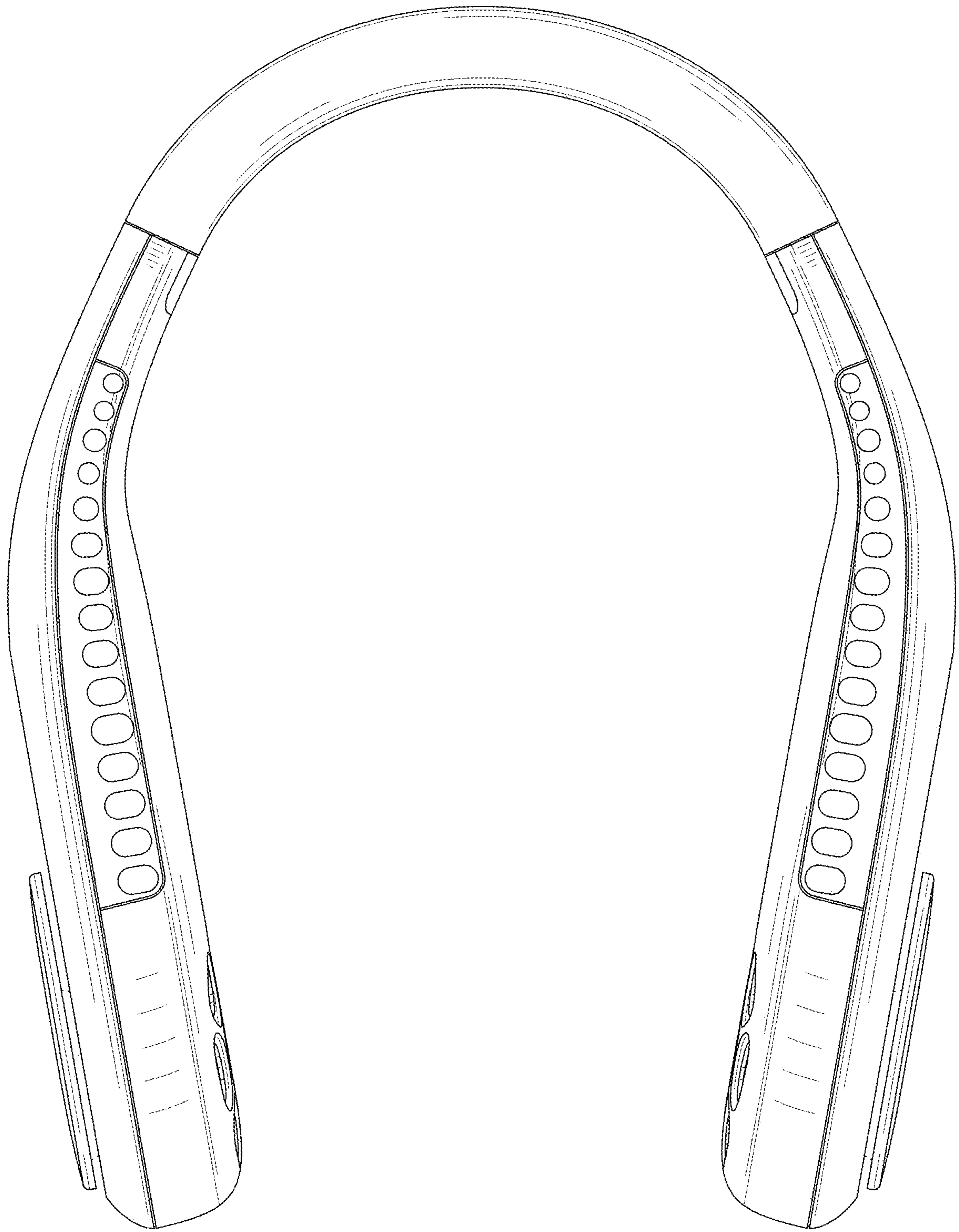


FIG. 4

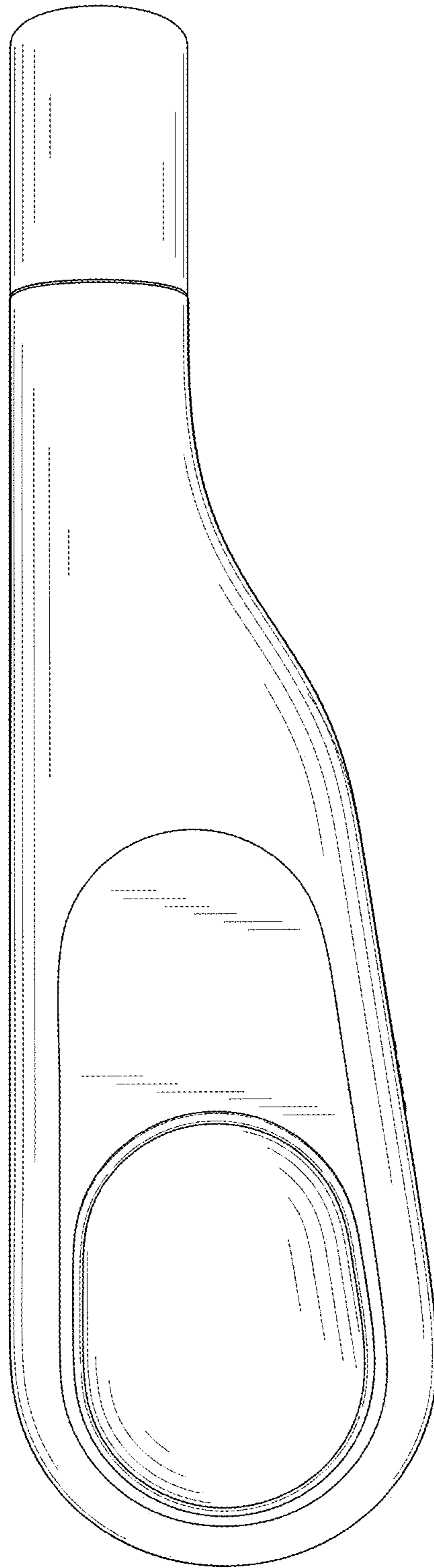


FIG. 5

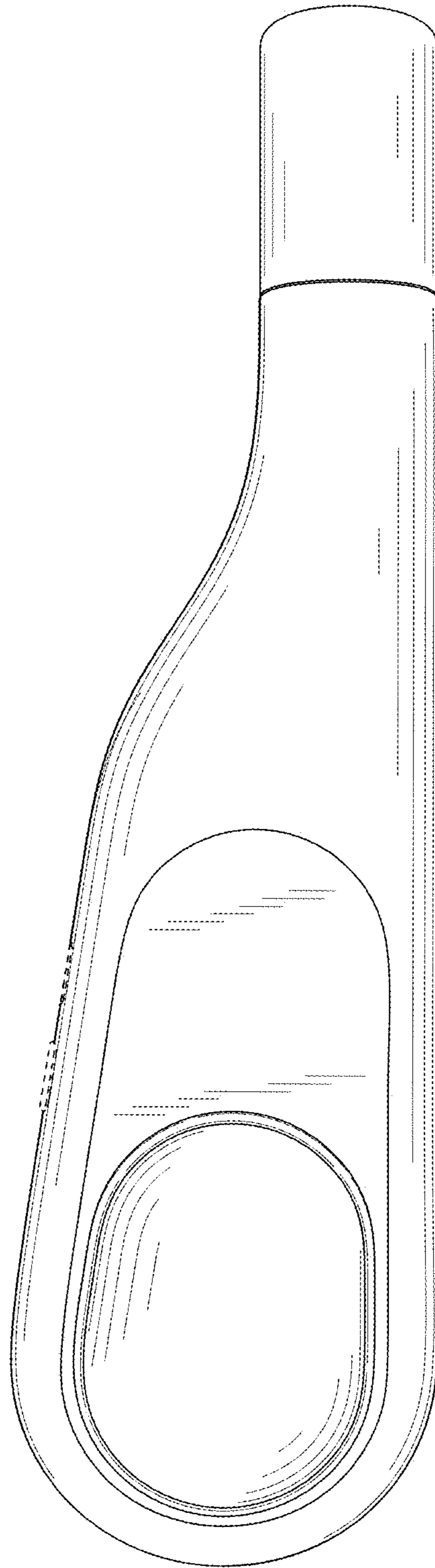


FIG. 6




FIG. 7





FIG. 8

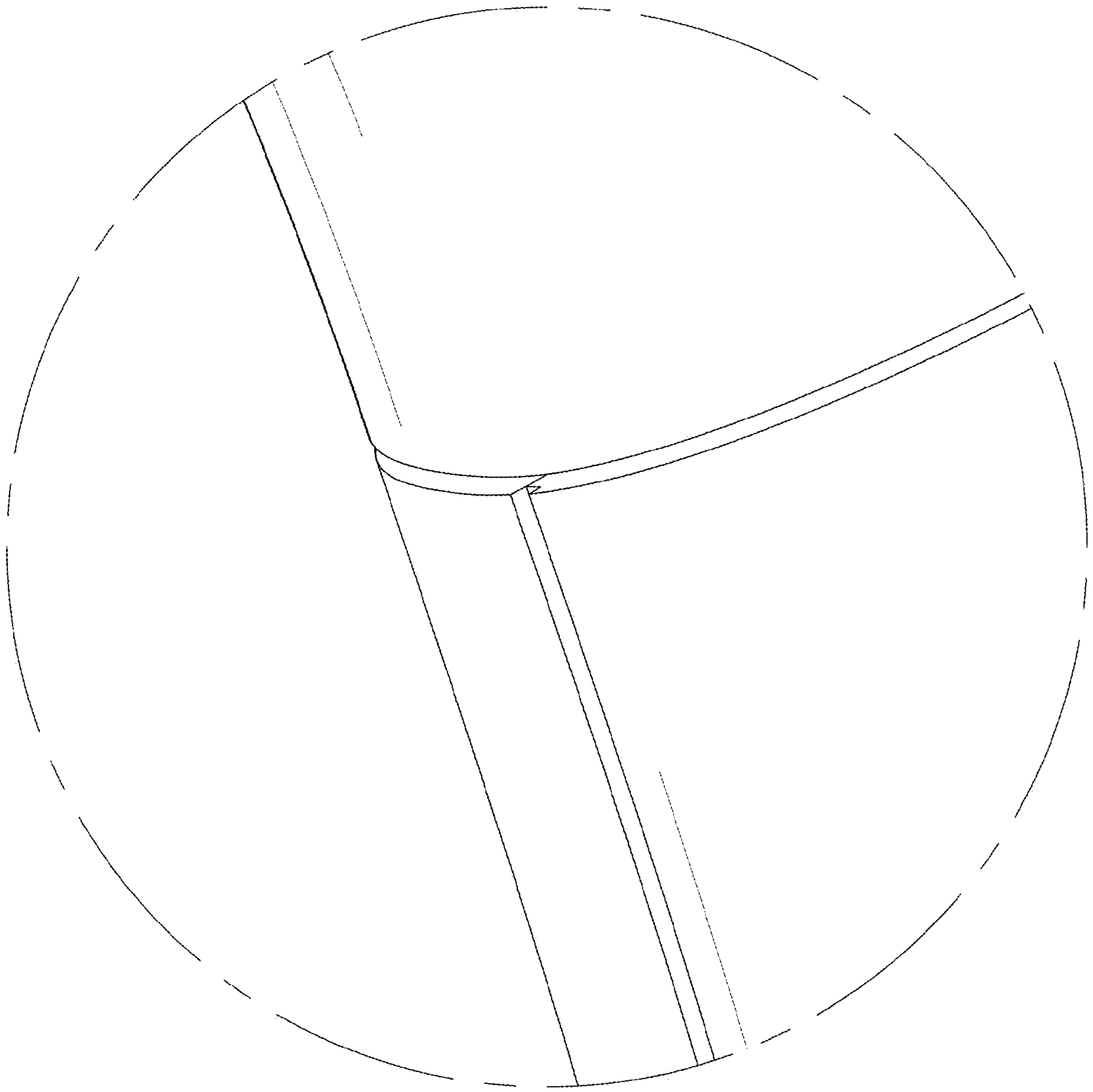


FIG. 9