



US00D972694S

(12) **United States Design Patent** (10) **Patent No.:** **US D972,694 S**
Arai et al. (45) **Date of Patent:** **** Dec. 13, 2022**

(54) **AIR CONDITIONER**

- (71) Applicant: **Mitsubishi Electric Corporation**,
Tokyo (JP)
- (72) Inventors: **Satoshi Arai**, Tokyo (JP); **Takanori Ikegaya**, Tokyo (JP); **Yuki Motomura**, Tokyo (JP)
- (73) Assignee: **Mitsubishi Electric Corporation**,
Tokyo (JP)
- (**) Term: **15 Years**
- (21) Appl. No.: **29/697,708**
- (22) Filed: **Jul. 10, 2019**

(30) **Foreign Application Priority Data**

Mar. 15, 2019 (JP) 2019-005475
 Mar. 15, 2019 (JP) 2019-005476
 (Continued)

(51) **LOC (13) Cl.** **23-04**

(52) **U.S. Cl.**
USPC **D23/351**

(58) **Field of Classification Search**
 USPC D23/314, 332, 333, 334, 335, 341, 325,
 D23/328, 351, 353-358, 315, 361, 385
 (Continued)

(56) **References Cited**

U.S. PATENT DOCUMENTS

D822,807 S * 7/2018 Niki D23/351
 D822,808 S * 7/2018 Niki D23/351
 (Continued)

FOREIGN PATENT DOCUMENTS

GN 303481498 S 12/2015
 GN 304662348 S 6/2018
 (Continued)

OTHER PUBLICATIONS

“Gree—High-Wall Ductless Air Conditioning & Heating System Owner’S Manual”, <https://www.greecomfort.com/assets/documents/archive/livo-revision-a/owner-s-manual.pdf>, Published 2016, retrieved Jul. 21, 2022. (Year: 2016).*

(Continued)

Primary Examiner — Amy C Wierenga

Assistant Examiner — Andrea Marie McKay

(74) *Attorney, Agent, or Firm* — Studebaker & Brackett PC

(57) **CLAIM**

The ornamental design for an air conditioner, as shown and described.

DESCRIPTION

FIG. 1. is a front perspective view of the front, right, and top sides of an air conditioner showing a first embodiment of our new design;

FIG. 2. is a front view thereof;

FIG. 3. is a rear view thereof;

FIG. 4. is a right side view thereof; a left side view being a mirror image thereof;

FIG. 5. is a top plan view thereof;

FIG. 6. is a bottom plan view thereof;

FIG. 7. is a front perspective view of the front, right, and top sides of an air conditioner showing a second embodiment of our new design;

FIG. 8. is a front view thereof;

FIG. 9. is a rear view thereof;

FIG. 10. is a right side view thereof; a left side view being a mirror image thereof;

FIG. 11. is a top plan view thereof;

FIG. 12. is a bottom plan view thereof;

FIG. 13. is a front perspective view of the front, right, and top sides of an air conditioner showing a third embodiment of our new design;

FIG. 14. is a front view thereof;

FIG. 15. is a rear view thereof;

FIG. 16. is a right side view thereof;

FIG. 17. is a left side view thereof;

(Continued)





Fig.1




Fig.2




Fig.3




Fig.4




Fig.5




Fig.6




Fig.7




Fig.8




Fig.9




Fig.10




Fig. 11




Fig.12




Fig.13




Fig.14




Fig.15




Fig.16




Fig.17




Fig.18




Fig.19




Fig.20




Fig.21




Fig.22




Fig.23

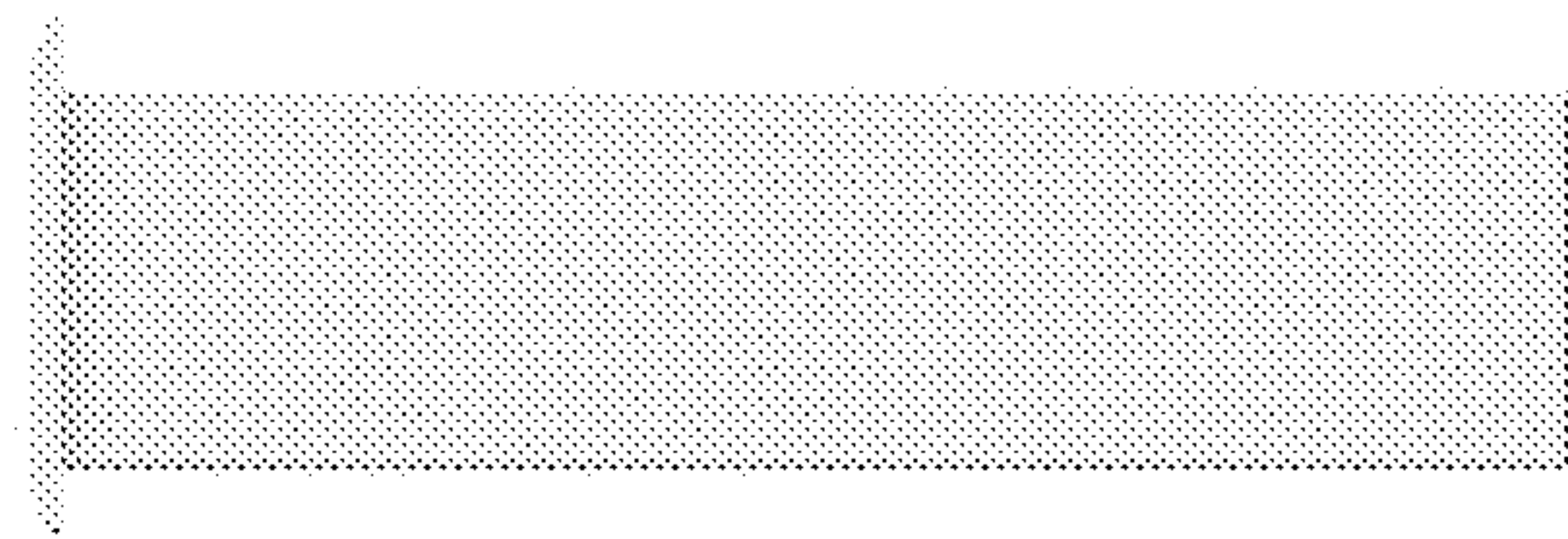


Fig.24




Fig.25

