



US00D972677S

(12) **United States Design Patent**
Yang

(10) **Patent No.:** **US D972,677 S**

(45) **Date of Patent:** **** Dec. 13, 2022**

(54) **TENT**

(71) Applicant: **Zhejiang Hengfeng Top Leisure Co., Ltd., Zhejiang (CN)**

(72) Inventor: **Baoqing Yang, HangZhou (CN)**

(73) Assignee: **Zhejiang Hengfeng Top Leisure Co., Ltd., Zhejiang (CN)**

(**) Term: **15 Years**

(21) Appl. No.: **29/755,186**

(22) Filed: **Oct. 19, 2020**

(51) **LOC (13) Cl.** **21-04**

(52) **U.S. Cl.**
USPC **D21/834**

(58) **Field of Classification Search**
USPC D21/834-839
CPC E04H 15/00; E04H 15/003; E04H 15/32;
E04H 15/34; E04H 15/36; E04H 15/40;
E04H 15/405; E04H 15/44
See application file for complete search history.

(56) **References Cited**

U.S. PATENT DOCUMENTS

D202,854 S *	11/1965	Tecton	D21/838
D229,241 S *	11/1973	Pohl	D21/834
3,965,915 A *	6/1976	Kirkham	E04H 15/18 135/117
D261,407 S	10/1981	Moss		
D396,086 S *	7/1998	Cantwell	D21/838
6,109,281 A	8/2000	Lowenthal		
7,546,845 B2	6/2009	Prusmack		
7,565,909 B2	7/2009	Reis et al.		
7,896,016 B2	3/2011	Shi		
8,066,022 B2	11/2011	Schlipf		
D661,362 S	6/2012	Zimmer		
8,210,194 B2	7/2012	Rehkemper		
8,418,710 B2	4/2013	Zhou		

D713,482 S *	9/2014	Mercieca	D21/834
D721,413 S	1/2015	Zimmer et al.		
8,950,417 B2	2/2015	Yang		
9,140,030 B2	9/2015	Jin		
D741,437 S	10/2015	Zimmer et al.		
9,238,924 B2	1/2016	Wyant		
9,303,427 B1	4/2016	Arndt et al.		
9,366,054 B2	6/2016	Li		
D763,391 S	8/2016	Xu		
9,493,963 B2	11/2016	Maginot et al.		
D773,579 S	12/2016	Shir		
D775,296 S	12/2016	Shir et al.		
9,512,632 B2	12/2016	Cook		
D779,011 S	2/2017	Weber		
D779,612 S *	2/2017	Cheng	D21/838
9,598,876 B1	3/2017	LaHood		
9,631,393 B2	4/2017	Zeigler		
D795,980 S	8/2017	Xiao		
9,752,345 B1	9/2017	LaHood		
9,777,506 B2	10/2017	LaHood		
9,834,953 B2	12/2017	Ways		
9,863,163 B2	1/2018	Lonergan et al.		
9,995,056 B2	6/2018	Yang		
D822,139 S	7/2018	Cha		

(Continued)

Primary Examiner — Cynthia M. Chin

(74) *Attorney, Agent, or Firm* — Thompson Coburn LLP


(57) **CLAIM**

I claim the ornamental design for a tent, as shown and described.

DESCRIPTION

FIG. 1 is a front, left perspective view showing my new design;
FIG. 2 is an alternative front perspective view thereof;
FIG. 3 is a right side perspective view thereof;
FIG. 4 is a rear perspective view thereof;
FIG. 5 is a left side perspective view thereof; and,
FIG. 6 is a top perspective view thereof.

1 Claim, 6 Drawing Sheets



(56)

References Cited

U.S. PATENT DOCUMENTS

D822,141	S	7/2018	Xiao	
D822,783	S	7/2018	Xu	
D824,474	S	7/2018	Xiao	
D831,773	S	10/2018	Huang	
D840,488	S	2/2019	Cha	
D841,107	S	2/2019	Zhu	
D870,835	S	12/2019	Xiao	
D872,209	S	1/2020	Zhu	
D872,210	S	1/2020	Zhu	
D872,818	S	1/2020	Zhu	
D919,735	S *	5/2021	Yang D21/837
D920,461	S *	5/2021	Yang D21/837
11,199,021	B2 *	12/2021	Cox E04H 15/60
D953,467	S *	5/2022	Yang D21/834
2016/0053508	A1	2/2016	Gutwenger et al.	
2019/0203501	A1	7/2019	LaHood	

* cited by examiner



Figure 1




Figure 2




Figure 3



Figure 4




Figure 5



Figure 6