



US00D972670S

(12) **United States Design Patent** (10) **Patent No.:** **US D972,670 S**
Karvandi (45) **Date of Patent:** **** Dec. 13, 2022**

(54) **OCCLUSION TRAINING BAND WITH BUCKLE**

(71) Applicant: **Orangutan Organization, Inc.**,
Walpole, MA (US)

(72) Inventor: **Kusha Karvandi**, Leander, TX (US)

(73) Assignee: **Orangutan Organization, Inc.**,
Walpole, MA (US)

(**) Term: **15 Years**

(21) Appl. No.: **29/766,306**

(22) Filed: **Jan. 14, 2021**

Related U.S. Application Data

(63) Continuation of application No. 29/681,533, filed on Feb. 26, 2019, now Pat. No. Des. 910,785.

(51) **LOC (13) Cl.** **21-02**

(52) **U.S. Cl.**
USPC **D21/694**

(58) **Field of Classification Search**
USPC D2/624, 626, 627, 629, 640, 701, 703;
D21/662, 683, 684, 685, 692, 694;
D8/355, 356; D24/190; D11/200, 216,
D11/218, 231
CPC ... A63B 21/0442; A63B 21/16; A63B 21/169;
A61H 2011/005

See application file for complete search history.

(56) **References Cited**

U.S. PATENT DOCUMENTS

D333,640	S	*	3/1993	Keller	D11/216
D353,560	S	*	12/1994	Rekuc	D11/216
D468,233	S	*	1/2003	Della Valle	D11/216
D586,692	S	*	2/2009	Nykoluk	D11/218
D729,119	S	*	5/2015	Janes	D11/216
D761,924	S	*	7/2016	Sato	D21/662
D853,501	S	*	7/2019	Karvandi	D2/627
D910,785	S	*	2/2021	Karvandi	D21/694
D913,382	S	*	3/2021	Karvandi	D21/662
D942,318	S	*	2/2022	Kang	D11/231

* cited by examiner

Primary Examiner — Michael A Maharajh
(74) *Attorney, Agent, or Firm* — Brooks Kushman P.C.

(57) **CLAIM**

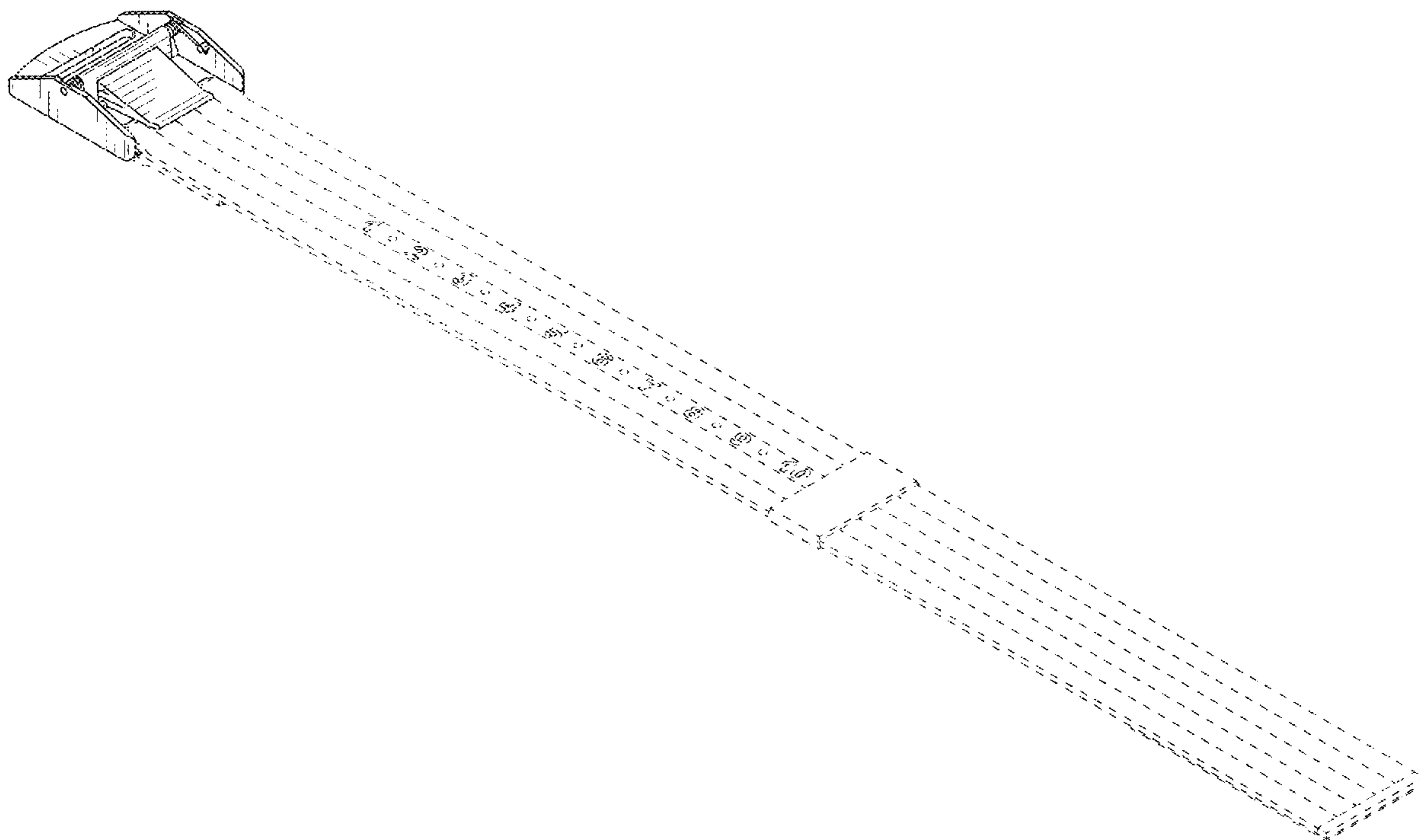
The ornamental design for an occlusion training band with buckle, as shown and described.

DESCRIPTION

FIG. 1 is a front perspective view of an occlusion training band with buckle showing my new design;
FIG. 2 is a front elevation view thereof;
FIG. 3 is a right side elevation view thereof;
FIG. 4 is a left side elevation view thereof;
FIG. 5 is a top plan view thereof; and,
FIG. 6 is a bottom plan view thereof.

The broken lines shown in the drawings are for the purpose of illustrating portions of the occlusion training band with buckle, which form no part of the claimed design.

1 Claim, 2 Drawing Sheets



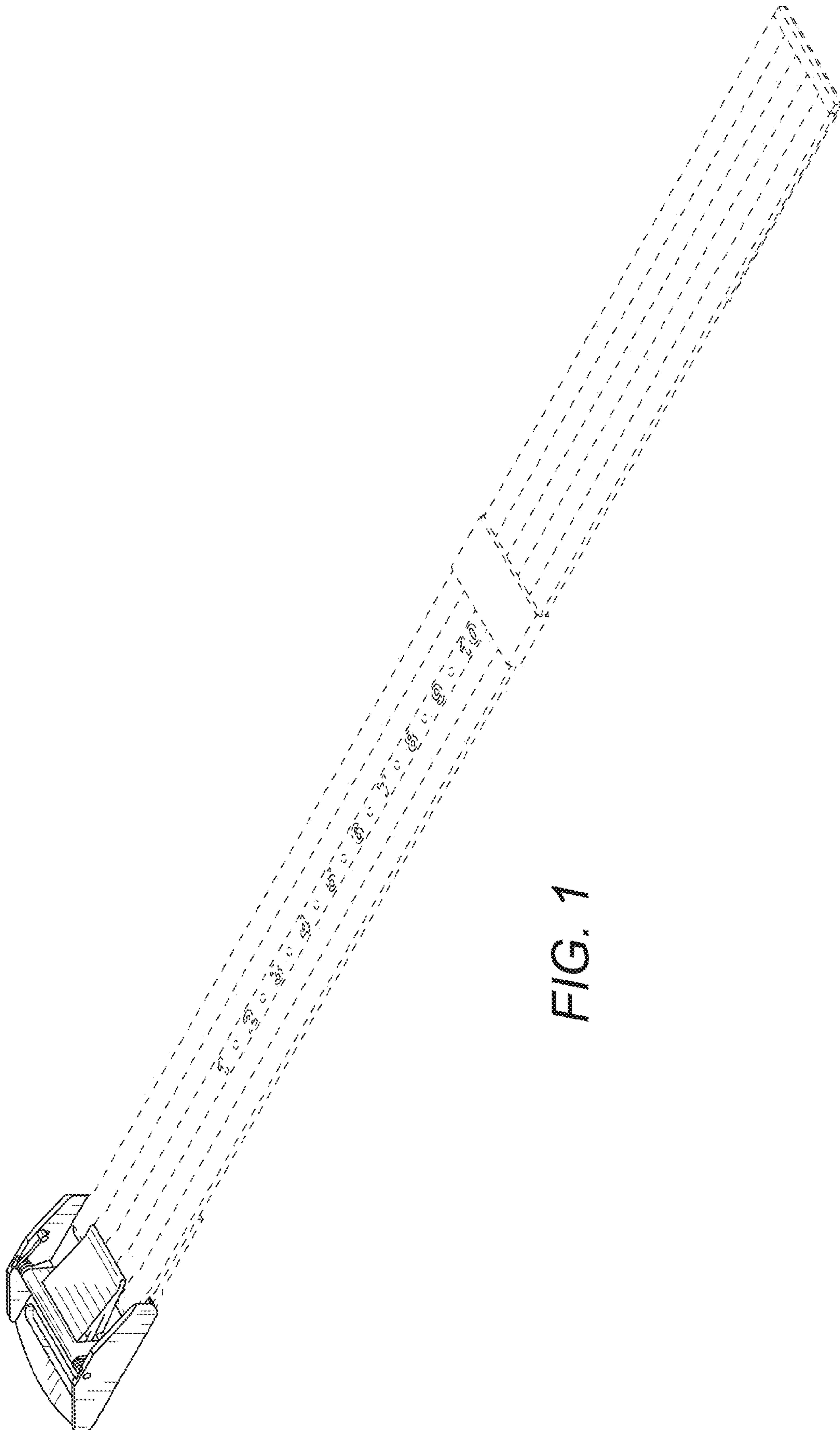


FIG. 1

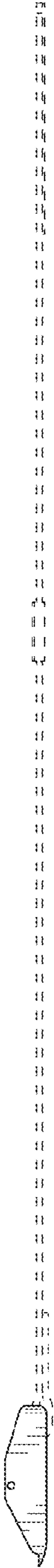


FIG. 2




FIG. 3




FIG. 4

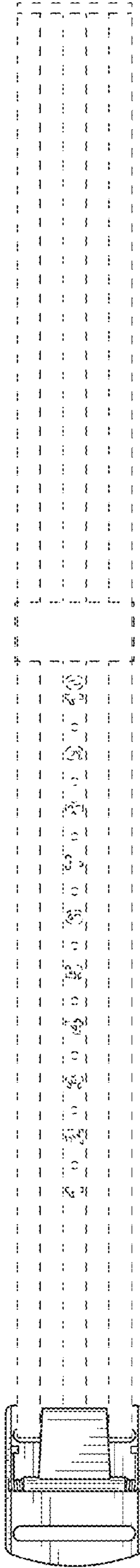


FIG. 5




FIG. 6