



US00D972650S

(12) **United States Design Patent** (10) **Patent No.:** **US D972,650 S**
Starkey et al. (45) **Date of Patent:** **** Dec. 13, 2022**

(54) **TILE**

(71) Applicant: **SPIDERMIND GAMES LTD,**
Tonbridge (GB)

(72) Inventors: **Michael Starkey,** Tonbridge (GB);
Christopher Jonathon Lunn,
Tonbridge (GB)

(73) Assignee: **SPIDERMIND GAMES LTD,**
Tonbridge (GB)

(**) Term: **15 Years**

(21) Appl. No.: **29/779,165**

(22) Filed: **Apr. 16, 2021**

(51) **LOC (13) Cl.** **21-01**

(52) **U.S. Cl.**
USPC **D21/397**

(58) **Field of Classification Search**
USPC D21/397; D6/691.1, 692.1, 695.1
CPC ... A63B 6/00; A63B 6/02; A63F 2003/00359;
A63F 2003/00362; A63F 2003/00375;
A63F 2003/00378; A47B 25/00; A47B
2200/0001; A47B 96/205; A47B 13/088;
A47B 3/06

See application file for complete search history.

(56) **References Cited**

U.S. PATENT DOCUMENTS

D654,960 S * 2/2012 Bruzzaniti D21/397
9,446,546 B1 * 9/2016 Wambaugh B29C 48/2886
9,482,010 B2 * 11/2016 Kartler E04F 19/022
D885,489 S * 5/2020 Anderson D21/397
2016/0000218 A1 * 1/2016 Hsu A47B 13/081
108/140
2017/0100834 A1 * 4/2017 Luis y Prado B25H 1/02
2018/0213926 A1 * 8/2018 Brensinger A47B 13/088

* cited by examiner

Primary Examiner — Doris Clark

(74) *Attorney, Agent, or Firm* — Crawford Maunu PLLC

(57) **CLAIM**

The ornamental design for a tile, as shown and described.

DESCRIPTION

FIG. 1 is a perspective view of a tile, showing the present design;

FIG. 2 is a top view of the tile in FIG. 1;

FIG. 3 is a bottom view of the tile in FIG. 1;

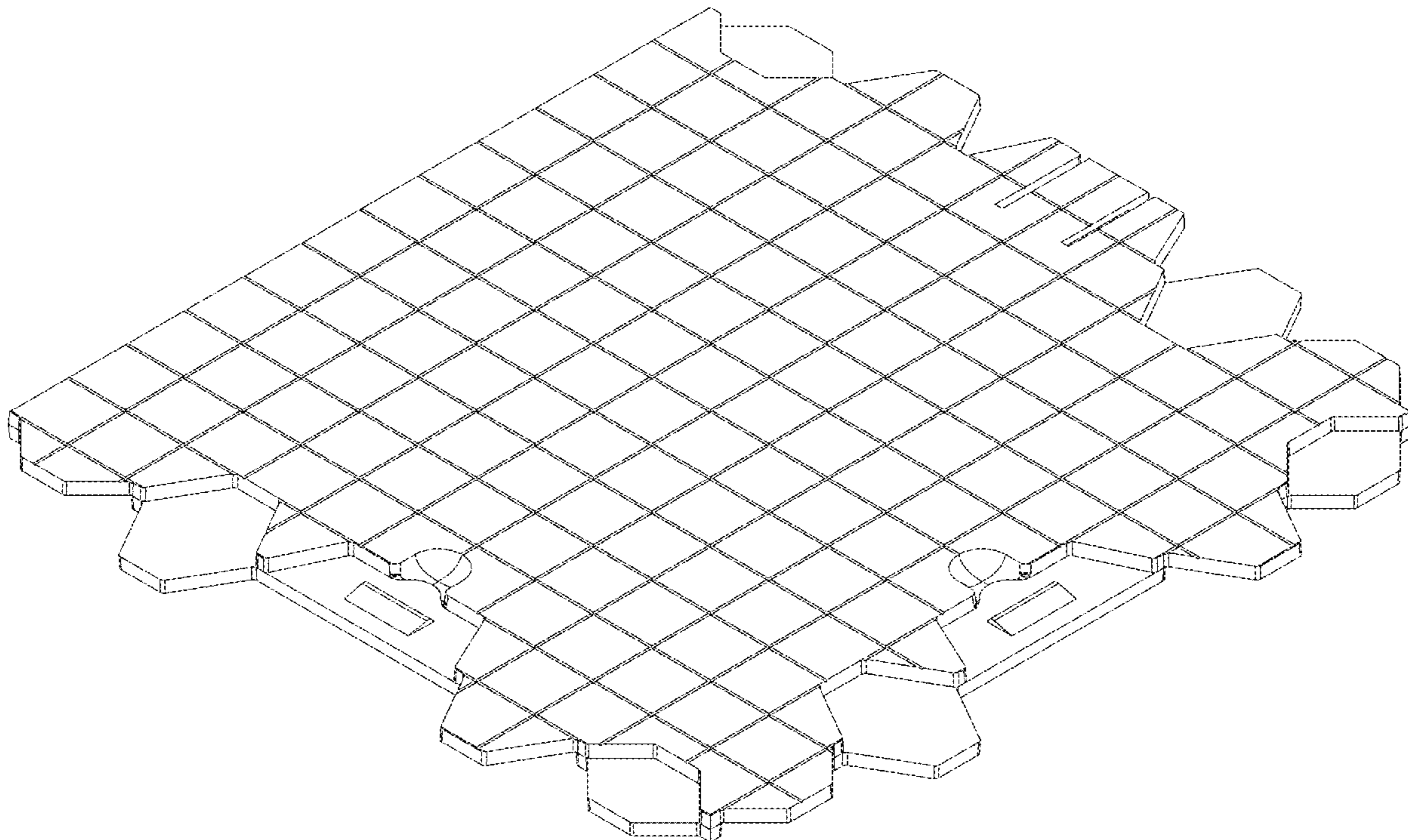
FIG. 4 is a front view of the tile in FIG. 1;

FIG. 5 is a rear view of the tile in FIG. 1;

FIG. 6 is a left view of the tile in FIG. 1; and,

FIG. 7 is a right view of the tile in FIG. 1.

1 Claim, 7 Drawing Sheets



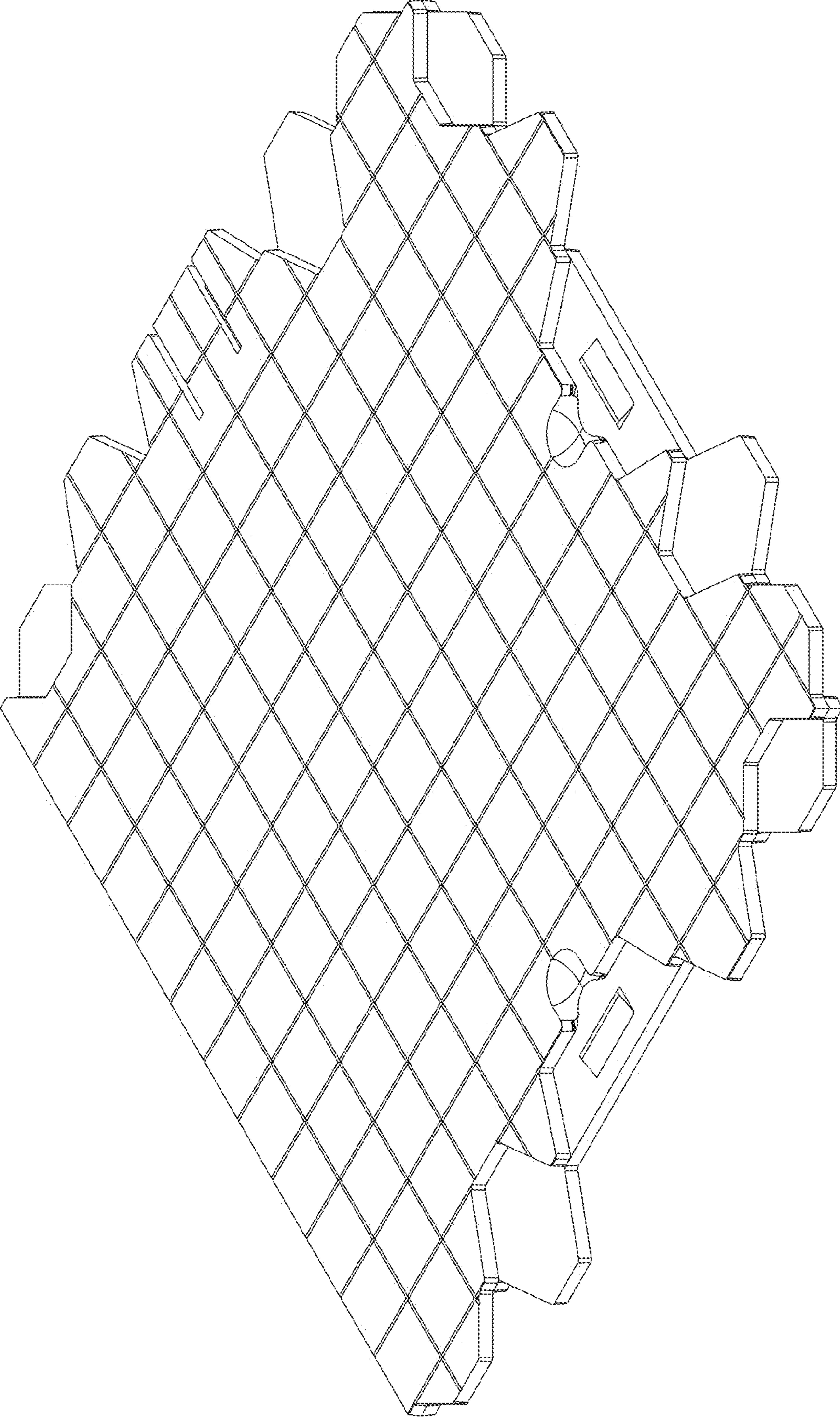


FIG. 1

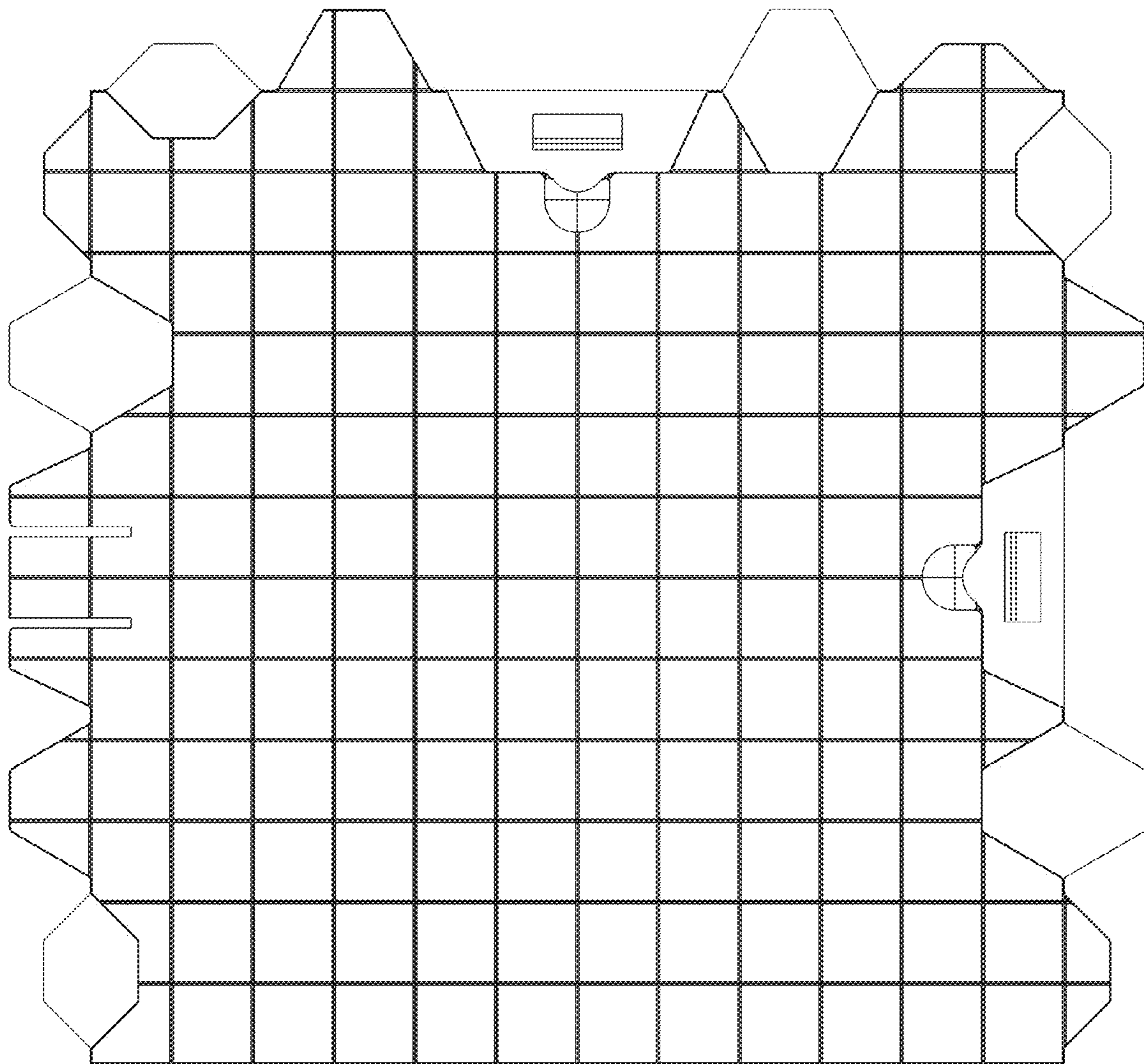


FIG. 2

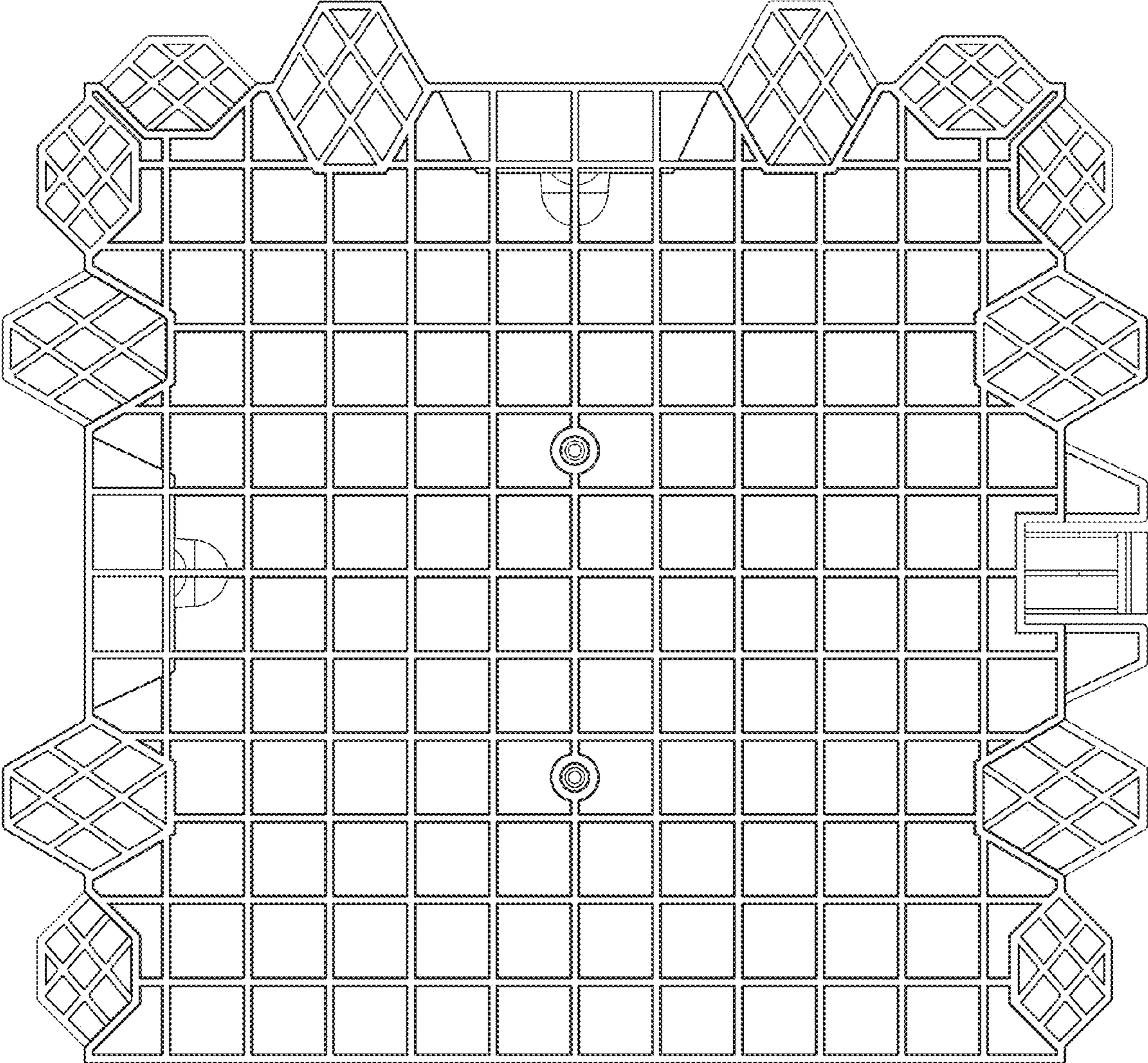


FIG. 3

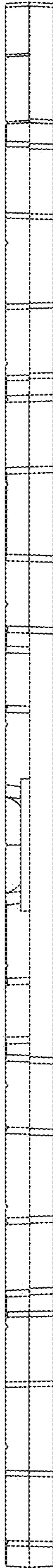


FIG. 4

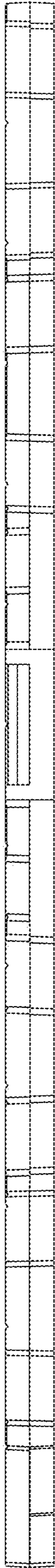


FIG. 5

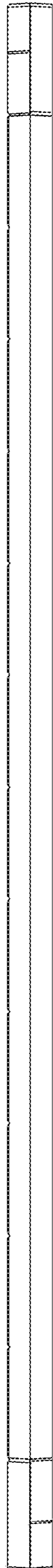


FIG. 6




FIG. 7