



US00D972637S

(12) **United States Design Patent**  
**Vadenne**

(10) **Patent No.:** **US D972,637 S**

(45) **Date of Patent:** **\*\* \*Dec. 13, 2022**

(54) **PEN**

(71) Applicant: **SOCIETE BIC**, Clichy (FR)

(72) Inventor: **Franck Vadenne**, Bezons (FR)

(73) Assignee: **Societe BIC**, Clichy (FR)

(\* ) Notice: This patent is subject to a terminal disclaimer.

(\*\*) Term: **15 Years**

(21) Appl. No.: **29/752,898**

(22) Filed: **Sep. 29, 2020**

**Related U.S. Application Data**

(62) Division of application No. 29/692,184, filed on May 23, 2019, now Pat. No. Des. 901,585.

(30) **Foreign Application Priority Data**

May 15, 2019 (EM) ..... 006464269

(51) **LOC (13) Cl.** ..... **19-06**

(52) **U.S. Cl.**  
USPC ..... **D19/186**; D19/928; D19/934

(58) **Field of Classification Search**  
USPC ..... D19/115-204; D14/411; D28/7, 76  
CPC . B43K 5/005; B43K 7/12; B43K 8/00; B43K  
8/02; B43K 8/04; B43K 8/06; B43K  
19/00; B43K 19/0068; B43K 21/003;  
B43K 21/006; B43K 21/06  
See application file for complete search history.

(56) **References Cited**

**U.S. PATENT DOCUMENTS**

D206,735 S \* 1/1967 Levy ..... D19/195  
D221,033 S \* 6/1971 Wakai ..... D19/166  
D273,399 S \* 4/1984 Zierhut ..... D19/195

(Continued)

**FOREIGN PATENT DOCUMENTS**

CN 306908231 \* 10/2021  
CN 307019962 \* 12/2021  
CN 307224903 \* 4/2022

**OTHER PUBLICATIONS**

YouTube. Link: [https://www.youtube.com/watch?v=z5FO\\_OBfU1k](https://www.youtube.com/watch?v=z5FO_OBfU1k). Aug. 30, 2020. The Top Side Button Pens. (Year: 2020).\*

*Primary Examiner* — Lauren D McVey

(74) *Attorney, Agent, or Firm* — The H.T. Than Law Group

(57) **CLAIM**

I claim the ornamental design for a pen, as shown and described.


**DESCRIPTION**

FIG. 1 is a perspective view of a first embodiment of a pen; FIG. 2 is a front view thereof; FIG. 3 is a rear view thereof; FIG. 4 is a left view thereof; FIG. 5 is a right view thereof; FIG. 6 is a top view thereof; and FIG. 7 is a bottom view thereof. FIG. 8 is a perspective view of a second embodiment of a pen; FIG. 9 is a front view thereof; FIG. 10 is a rear view thereof; FIG. 11 is a left view thereof; FIG. 12 is a right view thereof; FIG. 13 is a top view thereof; and, FIG. 14 is a bottom view thereof.

The broken lines shown in FIGS. 1-7 are included for the purpose of illustrating environmental structure and form no part of the claimed design.

The stipple shading as used in this application is a drafting convention to show contrast with adjacent surfaces.

**1 Claim, 8 Drawing Sheets**



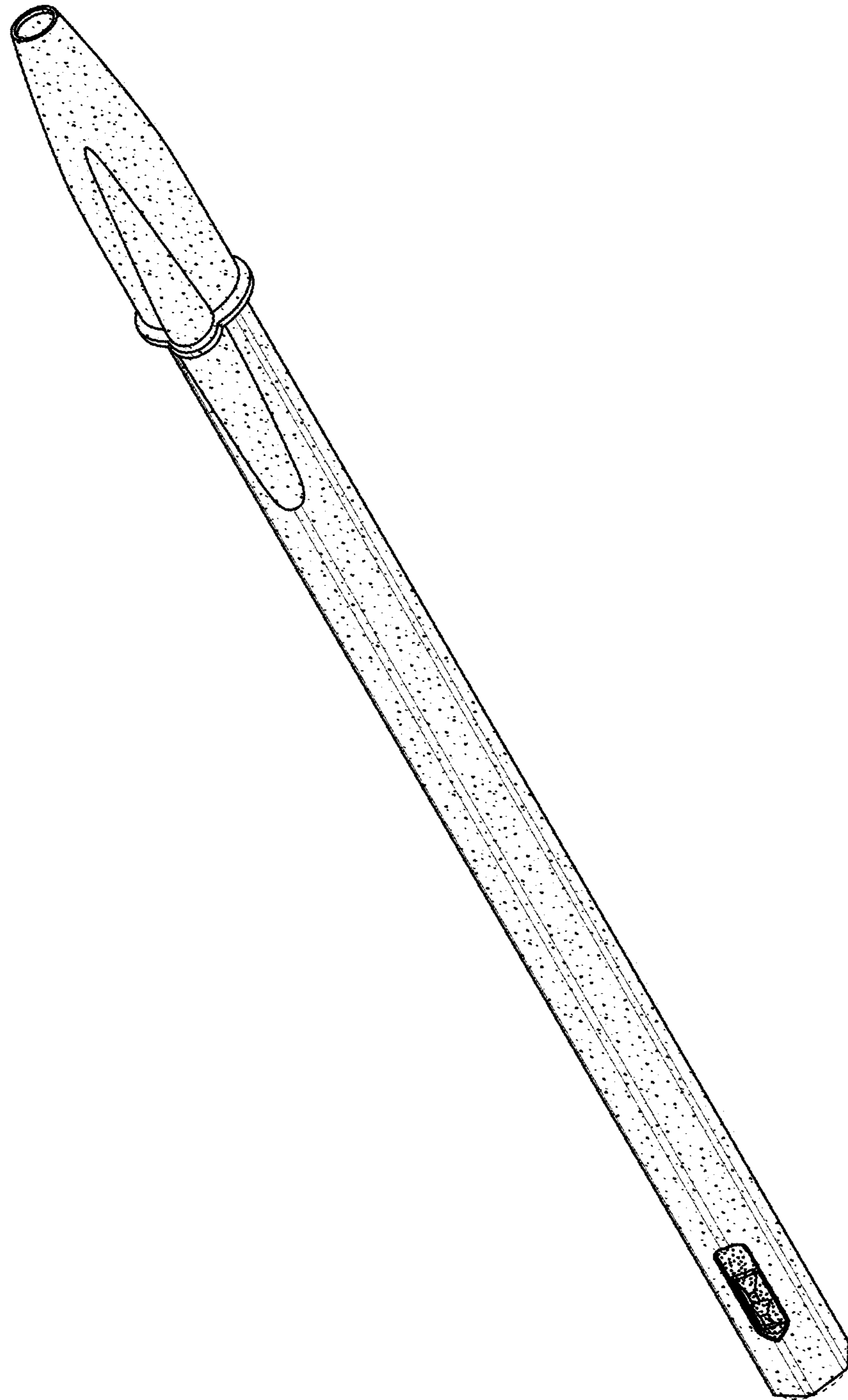
(56)

## References Cited

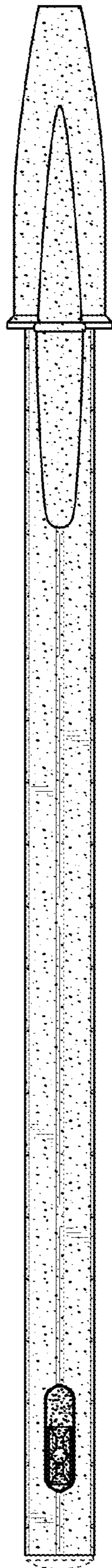
## U.S. PATENT DOCUMENTS

D273,400	S	*	4/1984	Zierhut	.....	D19/195
D328,311	S	*	7/1992	Nitta	.....	D19/166
D328,917	S	*	8/1992	Shike	.....	D19/117
D366,669	S	*	1/1996	McCartney	.....	D19/155
D375,323	S	*	11/1996	Young	.....	D19/166
D379,372	S	*	5/1997	Young	.....	D19/166
D383,780	S	*	9/1997	Young	.....	D19/166
D391,153	S	*	2/1998	Poisson	.....	D19/166
D394,673	S	*	5/1998	Moorthy	.....	D19/166
D445,130	S	*	7/2001	Ginelli	.....	D19/117
D530,748	S	*	10/2006	Kent	.....	D19/195
D546,386	S	*	7/2007	Qiu	.....	D19/166
D546,387	S	*	7/2007	Qiu	.....	D19/166
D612,426	S	*	3/2010	Suero, Jr.	.....	D19/166
D641,787	S	*	7/2011	Tan	.....	D19/165
D646,323	S	*	10/2011	Renner	.....	D19/186
D648,386	S	*	11/2011	Zhang	.....	D19/166
D655,337	S	*	3/2012	Zhang	.....	D19/167
D662,980	S	*	7/2012	Jiang	.....	D19/166
D662,981	S	*	7/2012	Xie	.....	D19/166
D667,875	S	*	9/2012	Liang	.....	D19/166
D672,808	S	*	12/2012	Liang	.....	D19/166
D672,809	S	*	12/2012	Jiang	.....	D19/166
D685,425	S	*	7/2013	Zhang	.....	D19/166
D685,845	S	*	7/2013	Zhang	.....	D19/166
D689,931	S	*	9/2013	Jiang	.....	D19/166
D690,364	S	*	9/2013	Zhang	.....	D19/195
D693,875	S	*	11/2013	Jiang	.....	D19/195
D693,876	S	*	11/2013	Jiang	.....	D19/166
D694,331	S	*	11/2013	Zhang	.....	D19/195
D701,572	S	*	3/2014	Jiang	.....	D19/166
D704,770	S	*	5/2014	Ke	.....	D19/166
D704,773	S	*	5/2014	Ke	.....	D19/186
D901,585	S	*	11/2020	Vadenne	.....	D19/186
D908,795	S	*	1/2021	Vadenne	.....	D19/166


\* cited by examiner



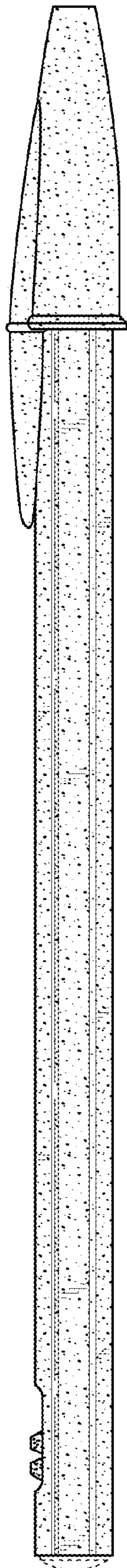
**Fig. 1**



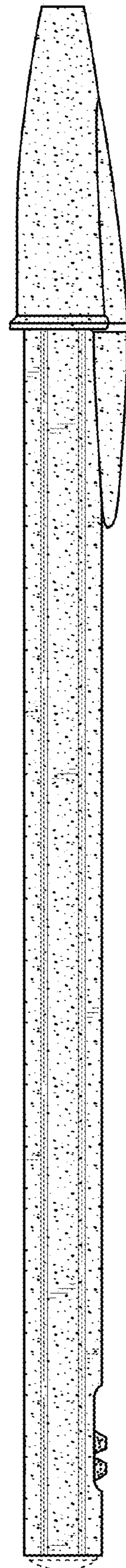
*Fig. 2*



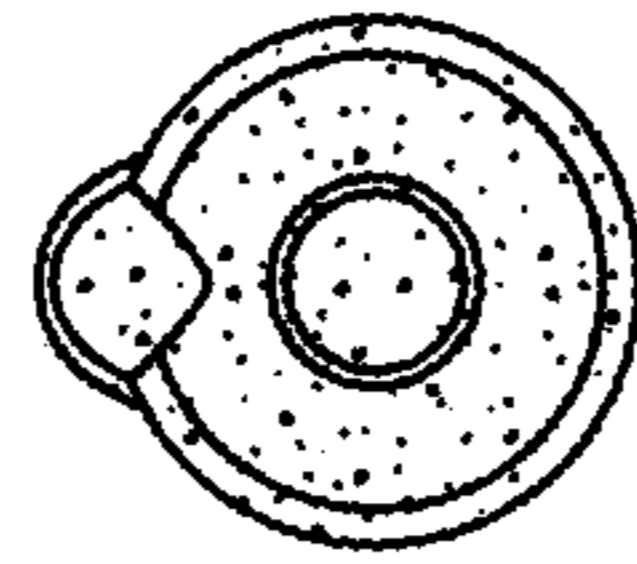
*Fig. 3*



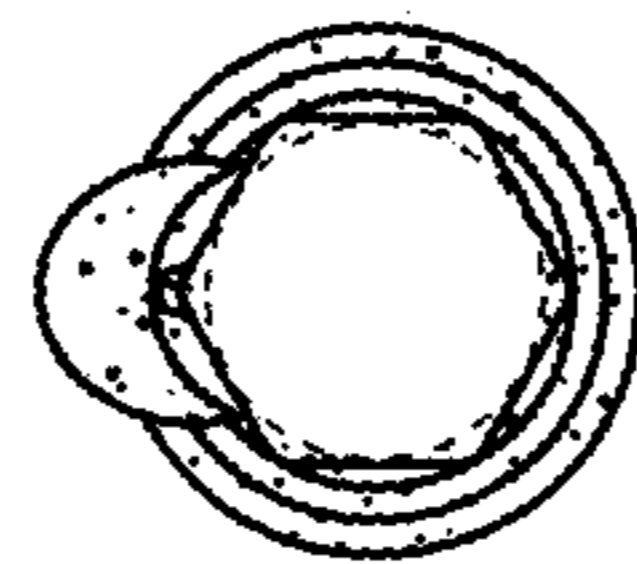
*Fig. 4*



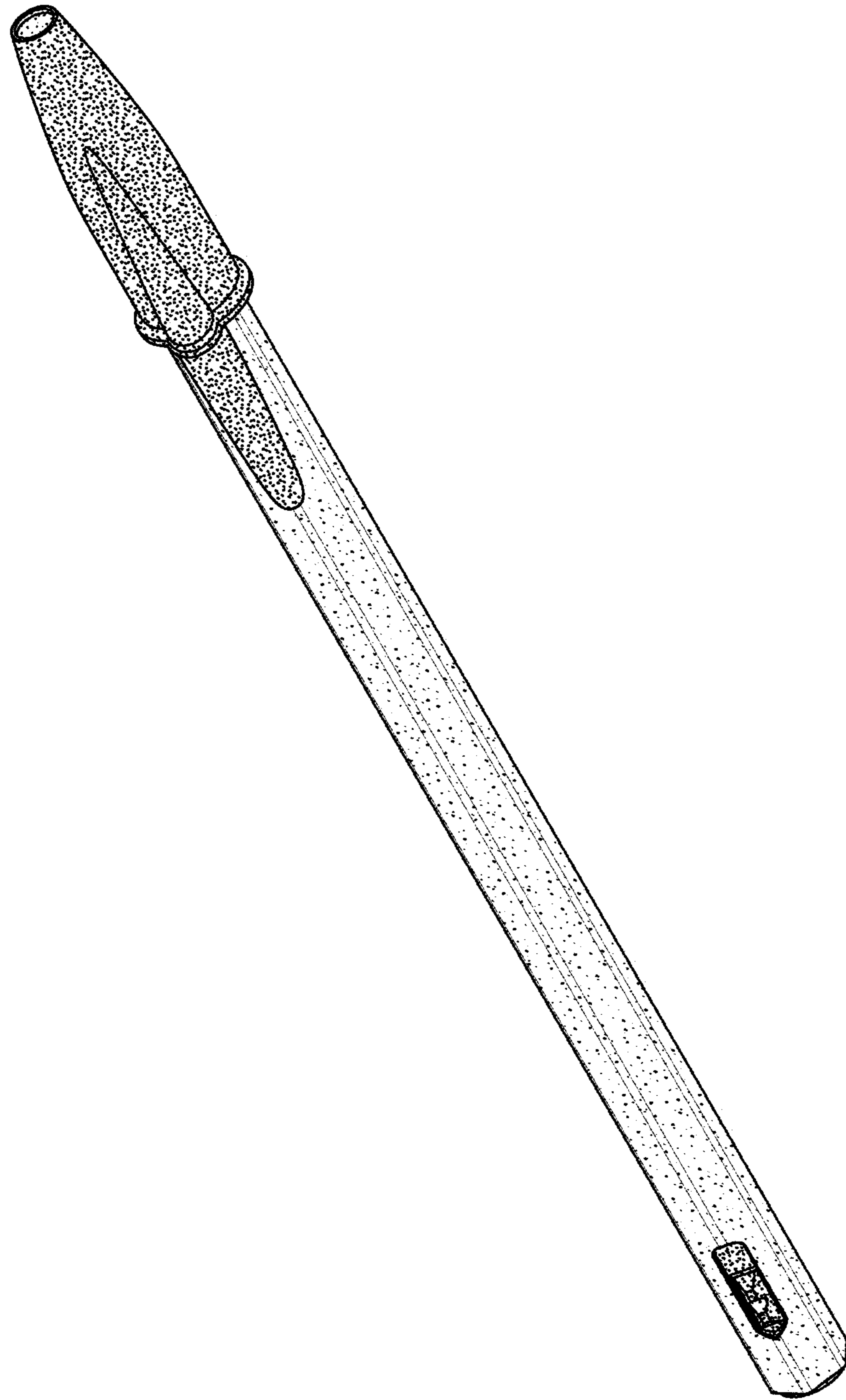
*Fig. 5*



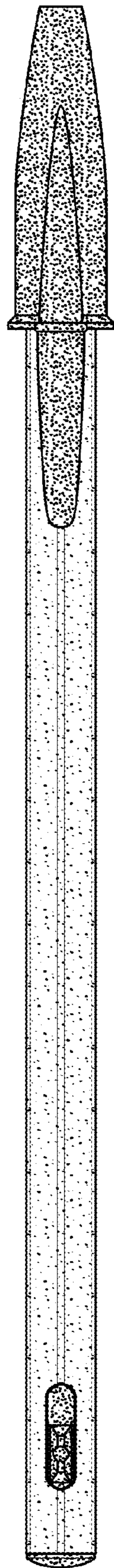
**Fig. 6**




**Fig. 7**



**Fig. 8**

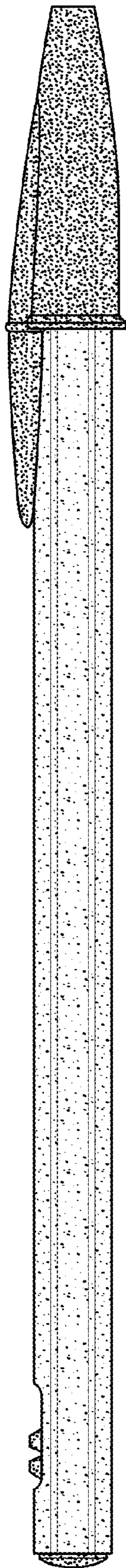


*Fig. 9*

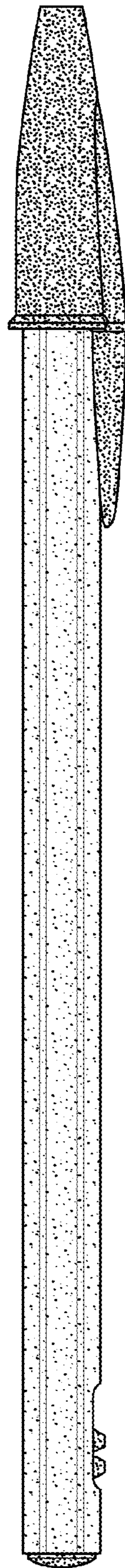


*Fig. 10*

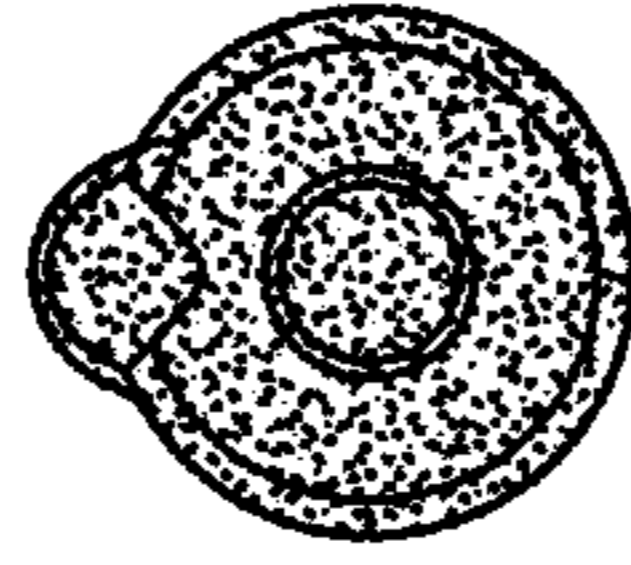




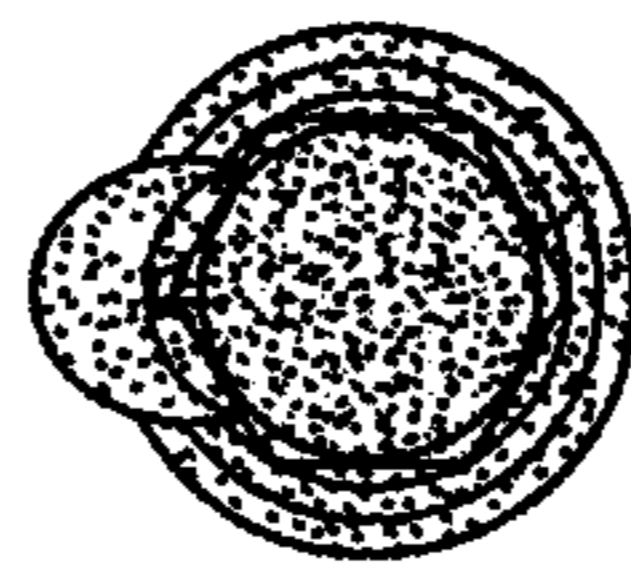
*Fig. 11*



*Fig. 12*



**Fig. 13**



**Fig. 14**