



US00D972607S

(12) **United States Design Patent**  
**Zhong**

(10) **Patent No.:** **US D972,607 S**

(45) **Date of Patent:** **\*\* Dec. 13, 2022**

(54) **ICE TRAY**

(71) Applicant: **Chengmei Zhong**, Beiliu (CN)

(72) Inventor: **Chengmei Zhong**, Beiliu (CN)

(\*\*) Term: **15 Years**

(21) Appl. No.: **29/789,381**

(22) Filed: **Sep. 20, 2021**

(51) **LOC (13) Cl.** ..... **15-07**

(52) **U.S. Cl.**  
USPC ..... **D15/90**

(58) **Field of Classification Search**  
USPC ..... D15/79, 80, 82, 89, 90  
CPC ..... F25B 21/02; F25B 2321/02; F25B 1/005;  
F25B 2321/0252; F25B 1/00; F25B 1/10;  
F25B 21/04; F25B 2339/047; F25B 5/02;  
F25B 7/00; F25B 13/00; F25B 1/053;  
F25B 2309/06; F25B 2321/021; F25B  
2321/023; F25D 23/028; F25D 23/02;  
F25D 25/025; F25D 23/00; F25D  
2323/021; F25D 11/00; F25D 2323/024;  
F25D 23/04; F25D 29/00; F25D 25/02;  
F25D 25/024; F25D 27/005; F25D 23/12;  
F25D 29/005; F25D 17/042; F25D  
2325/021

See application file for complete search history.

(56) **References Cited**

**U.S. PATENT DOCUMENTS**

1,661,227 A \* 3/1928 McAllister ..... A23G 3/0273  
249/92  
D397,700 S \* 9/1998 Rodgers ..... D15/90

D659,547 S \* 5/2012 Kerr ..... D9/669  
D665,000 S \* 8/2012 Morelli ..... D15/90  
D672,191 S \* 12/2012 Hollinger ..... D7/354  
D673,002 S \* 12/2012 Hollinger ..... D7/354  
D673,190 S \* 12/2012 Klemm ..... D15/90  
D702,076 S \* 4/2014 Endres ..... D7/354  
D702,077 S \* 4/2014 Endres ..... D7/354  
D702,484 S \* 4/2014 Endres ..... D7/354  
D702,485 S \* 4/2014 Endres ..... D7/354  
D879,163 S 3/2020 Burns et al.  
D883,349 S 5/2020 Lopez

\* cited by examiner

*Primary Examiner* — Khawaja Anwar

(74) *Attorney, Agent, or Firm* — Jeenam Park

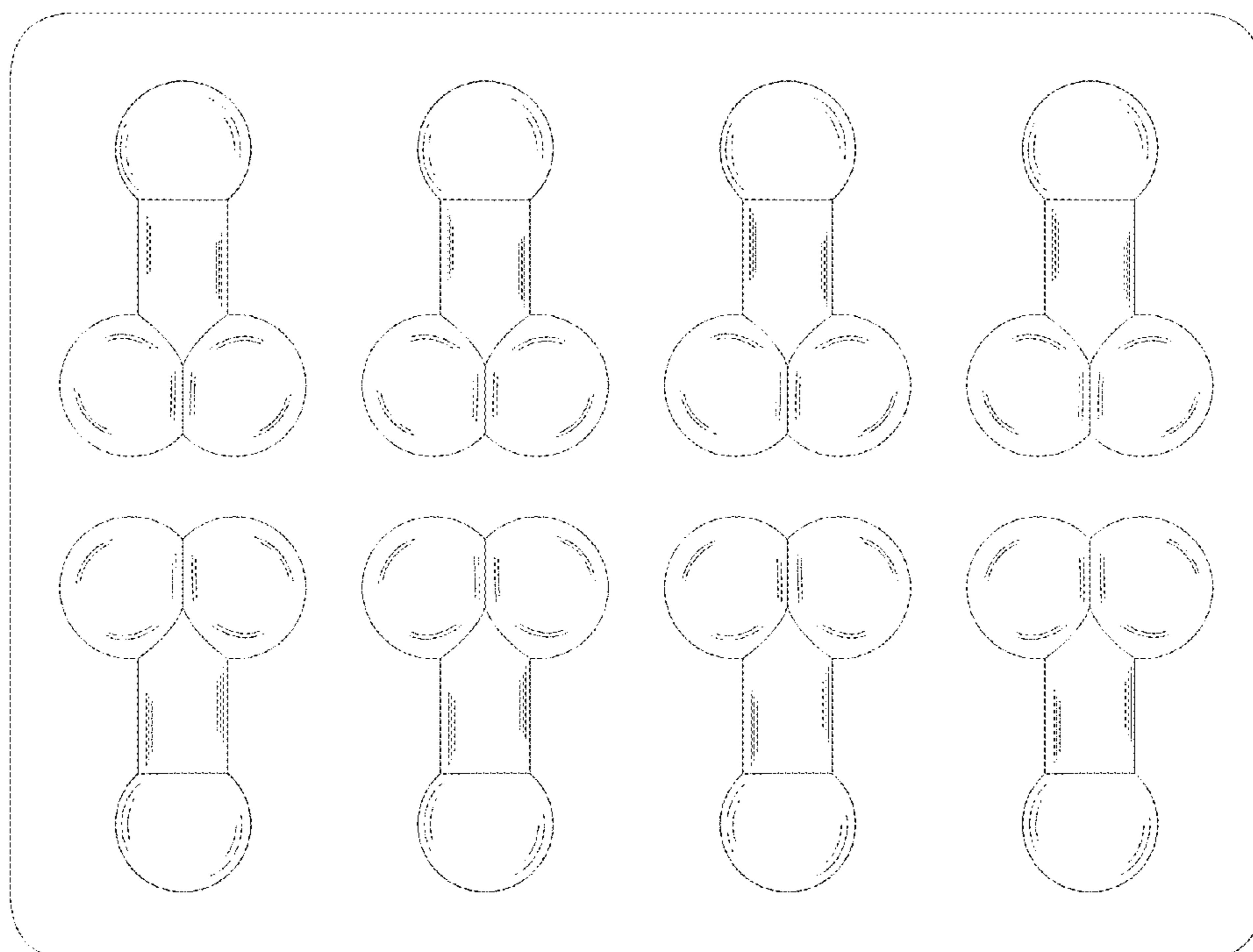
(57) **CLAIM**

The ornamental design for an ice tray, as shown and described.

**DESCRIPTION**

FIG. 1 is a front view of an ice tray, showing my new design;  
FIG. 2 is a rear view thereof;  
FIG. 3 is a left side view thereof;  
FIG. 4 is a right side view thereof;  
FIG. 5 is a top plan view thereof;  
FIG. 6 is a bottom plan view thereof; and,  
FIG. 7 is a perspective view thereof.

**1 Claim, 7 Drawing Sheets**



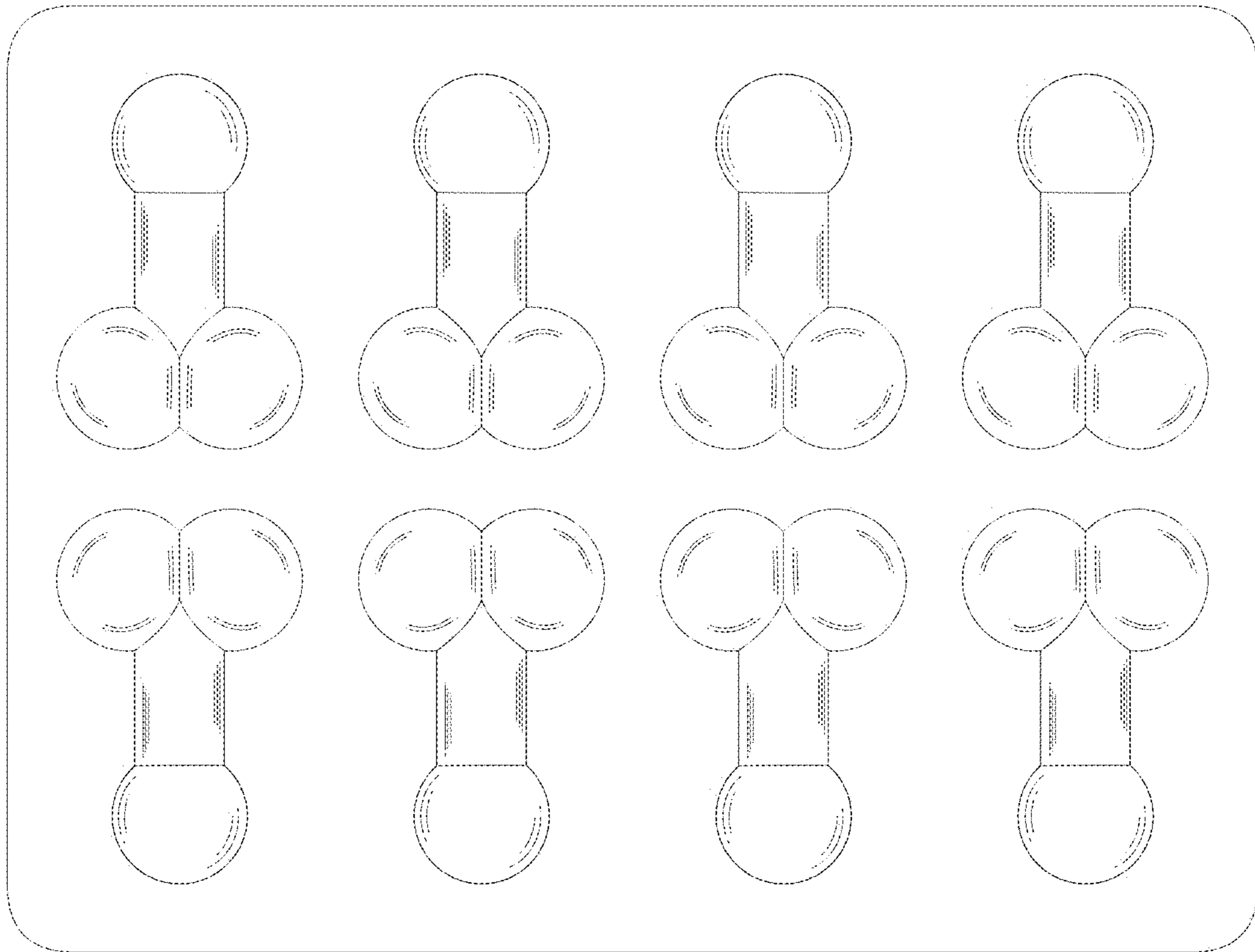


FIG. 1

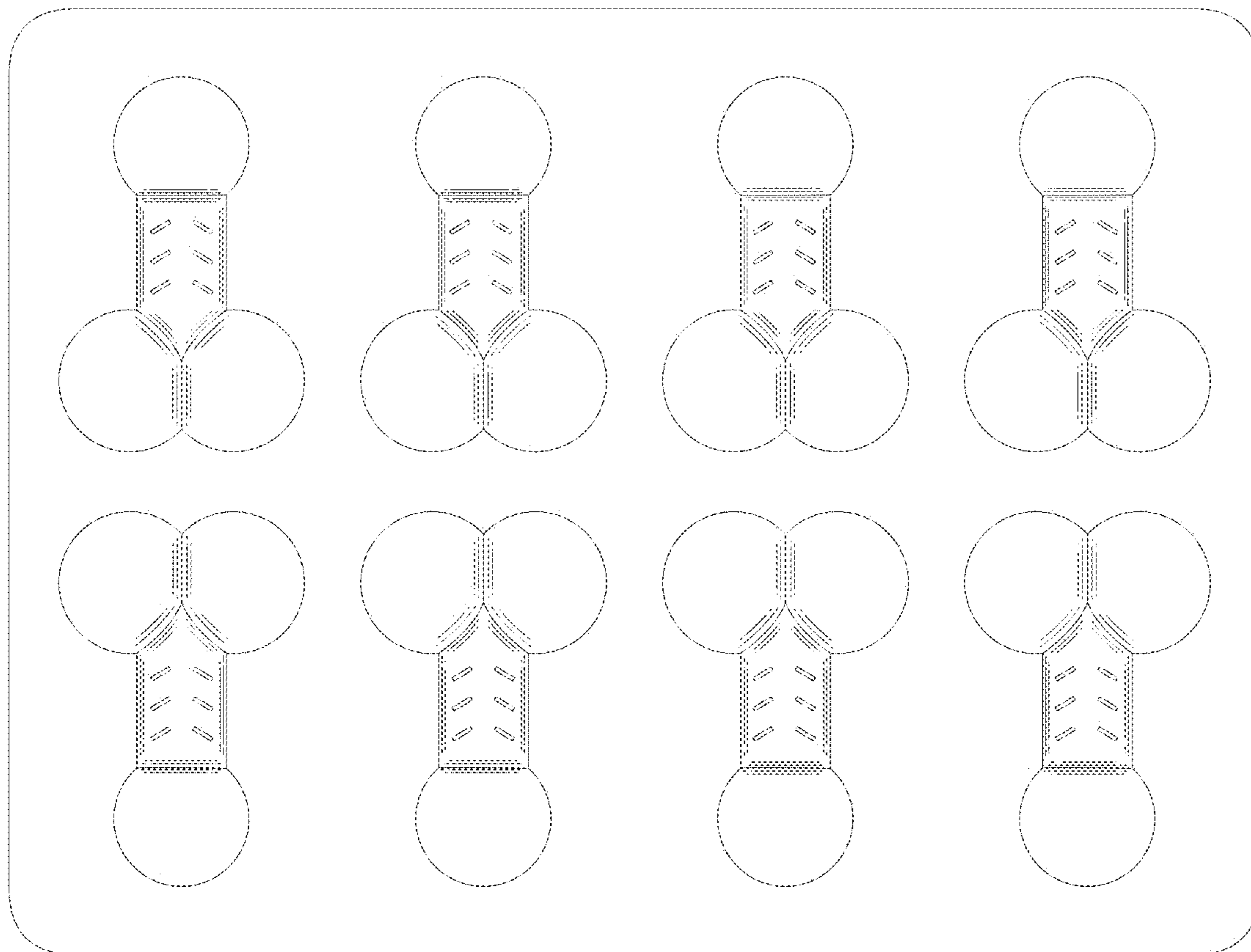


FIG. 2

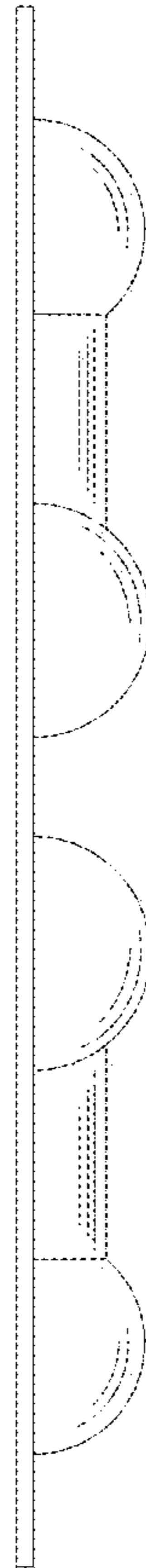


FIG. 3

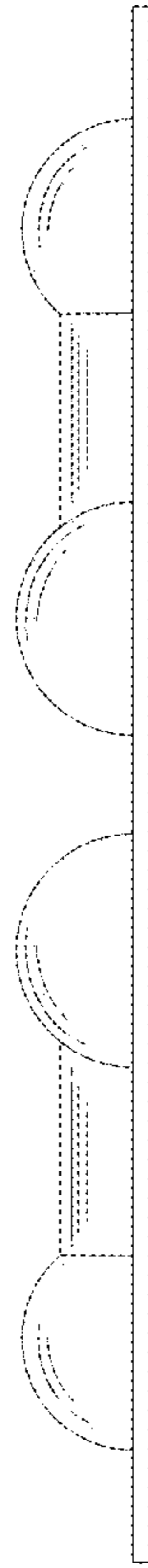


FIG. 4

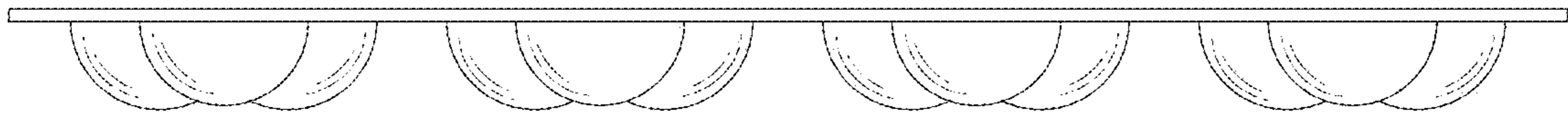


FIG. 5

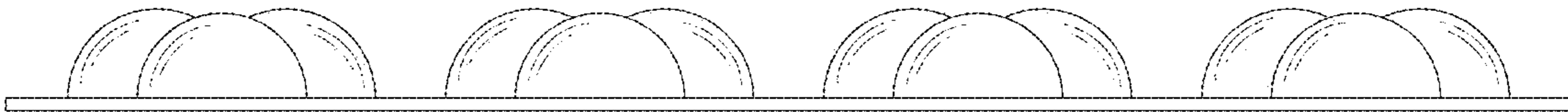


FIG. 6



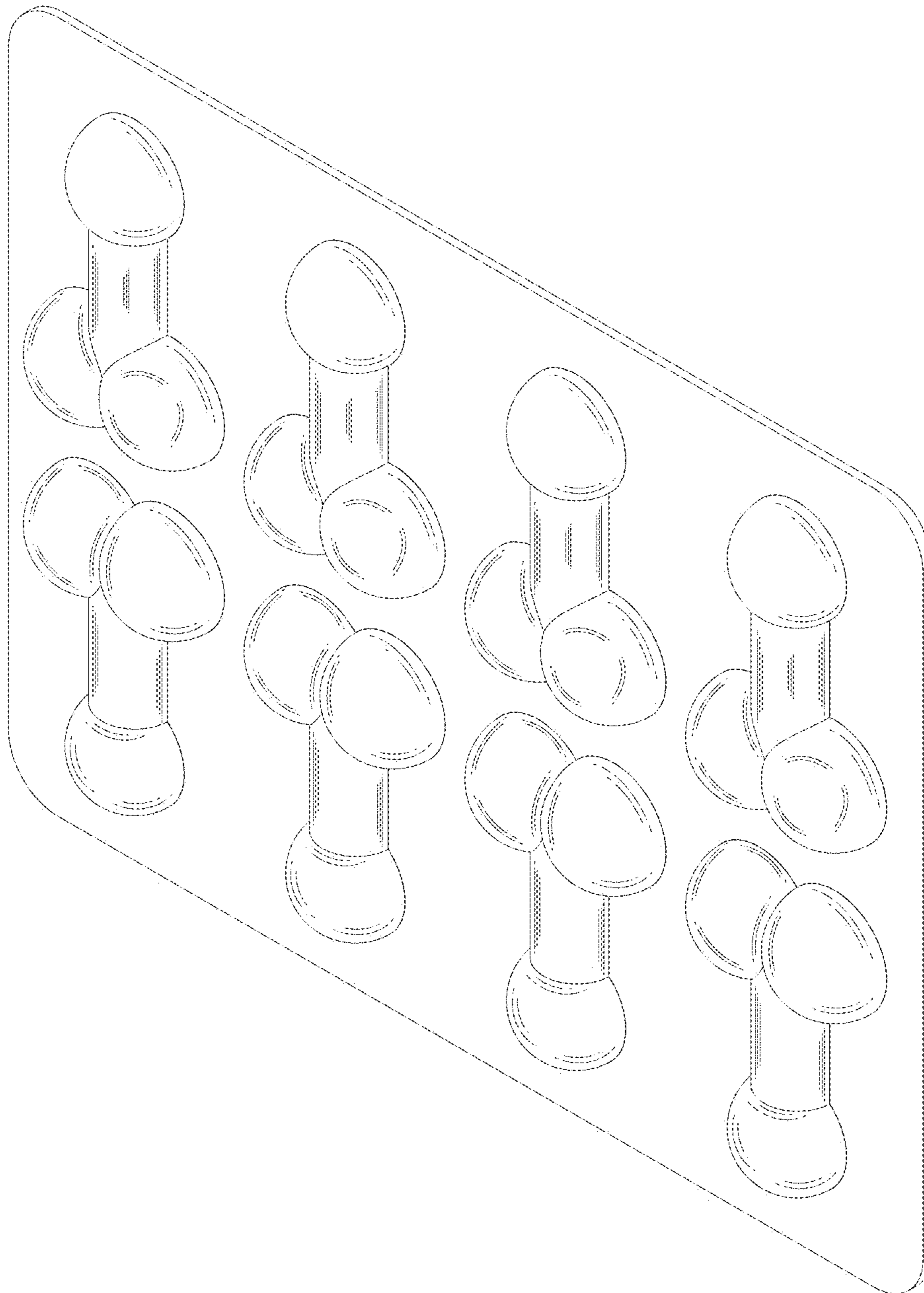


FIG. 7