



US00D972606S

(12) **United States Design Patent** (10) **Patent No.:** **US D972,606 S**
Ctvrtnik (45) **Date of Patent:** **** Dec. 13, 2022**

(54) **REFRIGERATOR WITH SHELVING**

(56) **References Cited**

(71) Applicant: **Liebherr-Hausgeräte Ochsenhausen GmbH**, Ochsenhausen (DE)

U.S. PATENT DOCUMENTS

(72) Inventor: **Jan Ctvrtnik**, Tannheim (DE)

D173,418 S * 11/1954 Ferar D20/1
D718,346 S * 11/2014 Cho D15/81

(73) Assignee: **Liebherr-Hausgeräte Ochsenhausen GmbH**, Ochsenhausen (DE)

(Continued)

(**) Term: **15 Years**

Primary Examiner — Khawaja Anwar

(21) Appl. No.: **29/699,747**

(74) *Attorney, Agent, or Firm* — Marshall, Gerstein & Borun LLP

(22) Filed: **Jul. 29, 2019**

(57) **CLAIM**

The ornamental design for a refrigerator with shelving, as shown and described.

(30) **Foreign Application Priority Data**

DESCRIPTION

Jan. 31, 2019 (EM) 006135182

(51) **LOC (13) Cl.** **15-07**

(52) **U.S. Cl.**
USPC **D15/81**

(58) **Field of Classification Search**
USPC D15/79-91

CPC F25D 25/025; F25D 23/028; F25D 25/02;
F25D 23/04; F25D 23/067; F25D 23/02;
F25D 23/025; F25D 2323/024; F25D
23/00; F25D 25/024; F25D 11/00; F25D
2323/021; F25D 23/065; F25D 23/069;
F25D 2201/14; F25D 2323/023; F25D
25/022; F25D 25/04; F25D 29/005; F25D
17/047; F25D 17/065; F25D 2303/085;
F25D 2317/041; F25D 2317/04131; F25D
2317/043; F25D 2317/062; F25D
2317/0664; F25D 2317/067; F25D
2321/147; F25D 2323/02; F25D
2323/122; F25D 23/126; F25D 31/002;
F25D 2317/061; F25D 23/12; F25D
2400/06; F25D 11/02; F25D 2700/12;
F25D 17/042; F25D 17/062; F25D
2317/063

The patent or application file contains at least one drawing executed in color. Copies of this patent or patent application publication with color drawing(s) will be provided by the Office upon request and payment of the necessary fee.

FIG. 1 is a front view of a refrigerator with shelving showing a first embodiment of the invention, depicting a door thereof in a closed position;

FIG. 2 is a front view of the invention illustrated in FIG. 1, depicting the door thereof in an open position;

FIG. 3 is a front perspective view of the invention illustrated in FIG. 1, depicting the door thereof in a closed position;

FIG. 4 is a front view of a refrigerator with shelving showing a second embodiment of the invention, depicting a door thereof in a closed position;


FIG. 5 is a front view of the invention illustrated in FIG. 4, depicting the door thereof in an open position; and,

FIG. 6 is a front perspective view of the invention illustrated in FIG. 4, depicting the door thereof in a closed position.

The areas bounded by broken lines represent portions of the refrigerator with shelving that form no part of the claimed design.

1 Claim, 6 Drawing Sheets
(6 of 6 Drawing Sheet(s) Filed in Color)

See application file for complete search history.



(56)

References Cited

U.S. PATENT DOCUMENTS

D803,903	S	*	11/2017	Wang	D15/88
D818,505	S	*	5/2018	Ammerman	D15/89
D819,092	S	*	5/2018	Ammerman	D15/89
D826,292	S	*	8/2018	Lee	D15/88
D826,293	S	*	8/2018	Kwon	D15/88
D829,246	S	*	9/2018	Ammerman	D15/89
D829,775	S	*	10/2018	Kim	D15/81
D853,454	S	*	7/2019	Kim	D15/81
D877,211	S	*	3/2020	Kamper	D15/81
D879,161	S	*	3/2020	Incukur	D15/89

* cited by examiner




FIG. 1



FIG. 2




FIG. 3




FIG. 4



FIG. 5




FIG. 6