

US00D972574S

(12) **United States Design Patent** (10) **Patent No.:** **US D972,574 S**
Li (45) **Date of Patent:** **** Dec. 13, 2022**

(54) **PROTECTIVE CASE FOR TABLET**

(71) Applicant: **DONGGUAN GANGYUAN TECHNOLOGY CO., LTD.**, Dongguan (CN)

(72) Inventor: **Jianyong Li**, Heyuan (CN)

(73) Assignee: **DONGGUAN GANGYUAN TECHNOLOGY CO., LTD.**, Dongguan (CN)

(**) Term: **15 Years**

(21) Appl. No.: **29/814,162**

(22) Filed: **Nov. 3, 2021**

(30) **Foreign Application Priority Data**

May 6, 2021 (CN) 202130267160.3

(51) **LOC (13) Cl.** **14-02**

(52) **U.S. Cl.**
USPC **D14/440**

(58) **Field of Classification Search**
USPC D14/440, 447, 250; 361/679.55;
206/45.23, 320, 45.2; 294/25; 455/575.8
CPC ... G06F 1/1628; G06F 1/1626; A47B 23/044;
A45C 11/00
See application file for complete search history.

(56) **References Cited**

U.S. PATENT DOCUMENTS

- D495,333 S * 8/2004 Borsboom D14/371
- D660,305 S * 5/2012 Ho D14/447
- D747,321 S * 1/2016 London D14/440
- D821,405 S * 6/2018 Chen D14/440
- D824,393 S 7/2018 Charlesworth et al.
- D824,911 S * 8/2018 London D14/440
- 10,198,090 B2 * 2/2019 Maeshima G06F 1/1607
- D858,507 S * 9/2019 Jang D14/251

- D874,454 S * 2/2020 Lederer D14/251
- D886,109 S * 6/2020 Li D14/440
- D893,497 S * 8/2020 Li D14/440
- D897,348 S * 9/2020 Liao D14/440
- D906,337 S * 12/2020 Cheng D14/440
- D910,639 S 2/2021 Han
- D912,282 S * 3/2021 Kim D26/28
- D917,491 S * 4/2021 Cheng D14/440
- D928,166 S * 8/2021 Hu D14/440
- D928,230 S * 8/2021 Li D19/113
- D933,053 S * 10/2021 Sun D14/250
- D946,578 S * 3/2022 Cheng D14/440
- 11,320,916 B2 * 5/2022 Park B43L 27/02
- 2017/0097698 A1 * 4/2017 Maeshima G06F 3/03545

* cited by examiner

Primary Examiner — Cynthia R Underwood

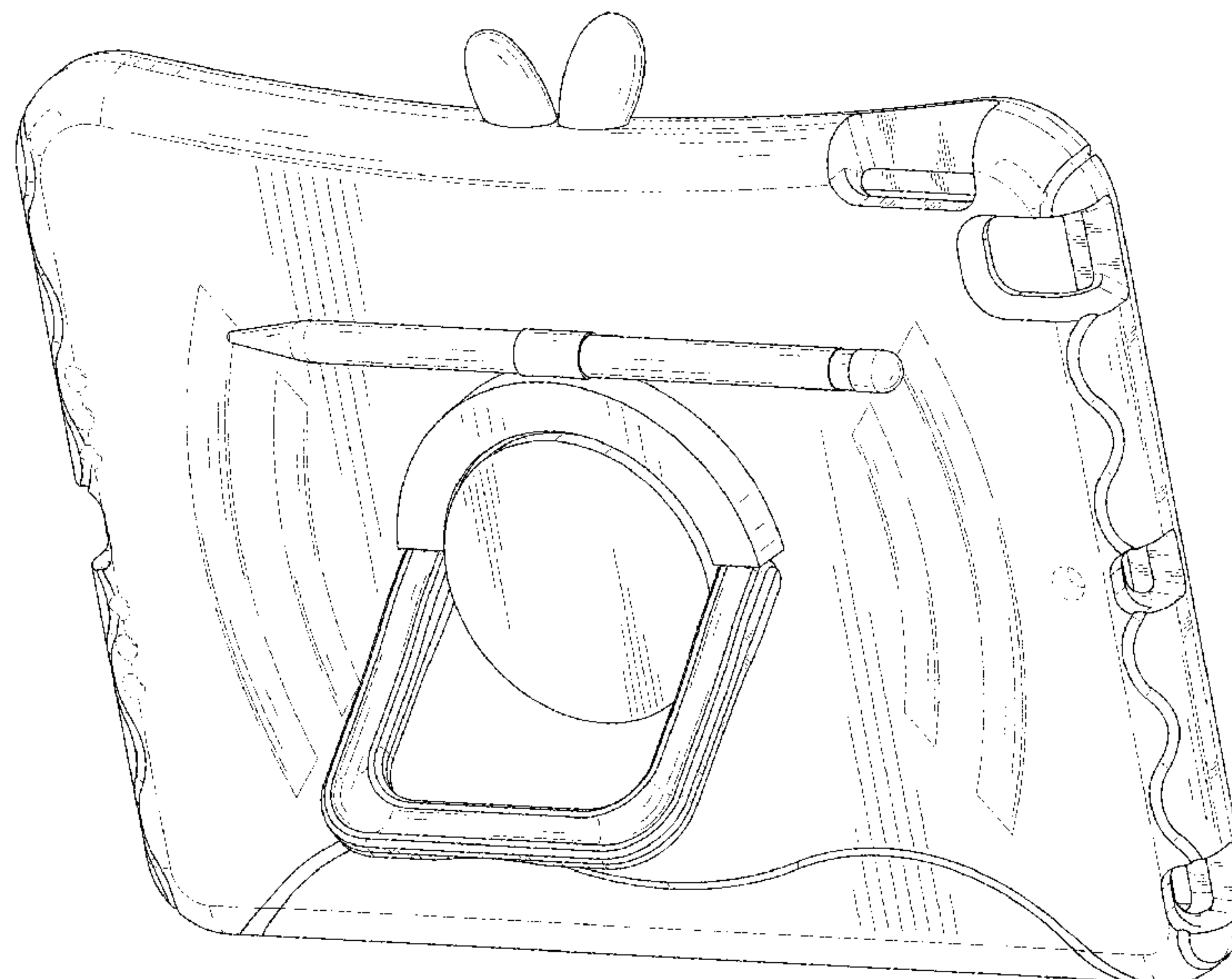
(57) **CLAIM**

The ornamental design for a protective case for tablet, as shown and described.

DESCRIPTION

FIG. 1 is a perspective view of a protective case for tablet showing my new design;
 FIG. 2 is another perspective view thereof;
 FIG. 3 is a front elevational view thereof;
 FIG. 4 is a rear elevational view thereof;
 FIG. 5 is a left side elevational view thereof;
 FIG. 6 is a right side elevational view thereof;
 FIG. 7 is a top plan view thereof;
 FIG. 8 is a bottom plan view thereof;
 FIG. 9 is a perspective view of the protective case for tablet where a tablet is received in the protective case for tablet; and,
 FIG. 10 is a perspective view of the protective case for tablet where a kickstand is in an open state.
 The broken lines in the drawings depict portions of the protective case for tablet that form no part of the claimed design.

1 Claim, 10 Drawing Sheets






FIG. 1

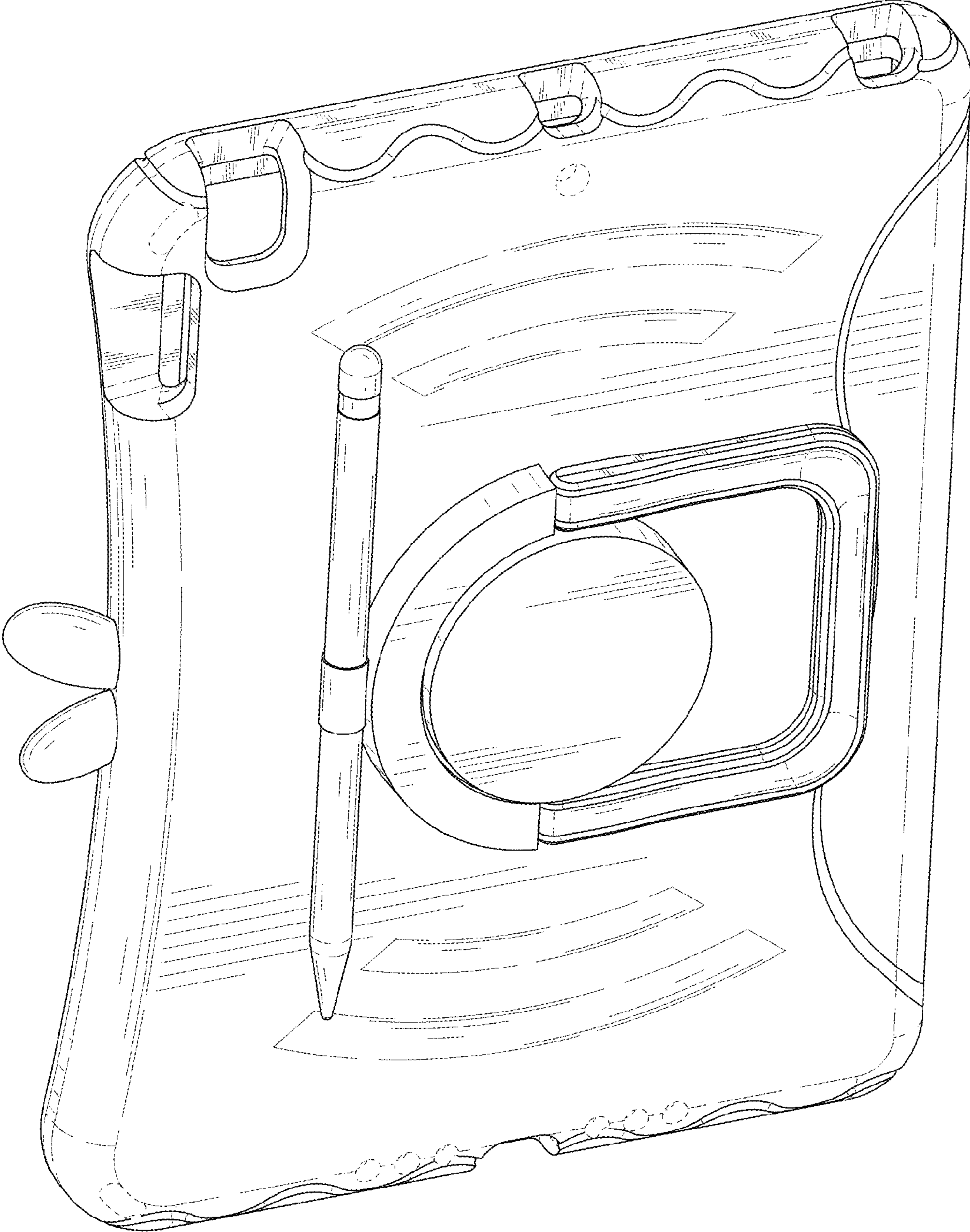


FIG. 2

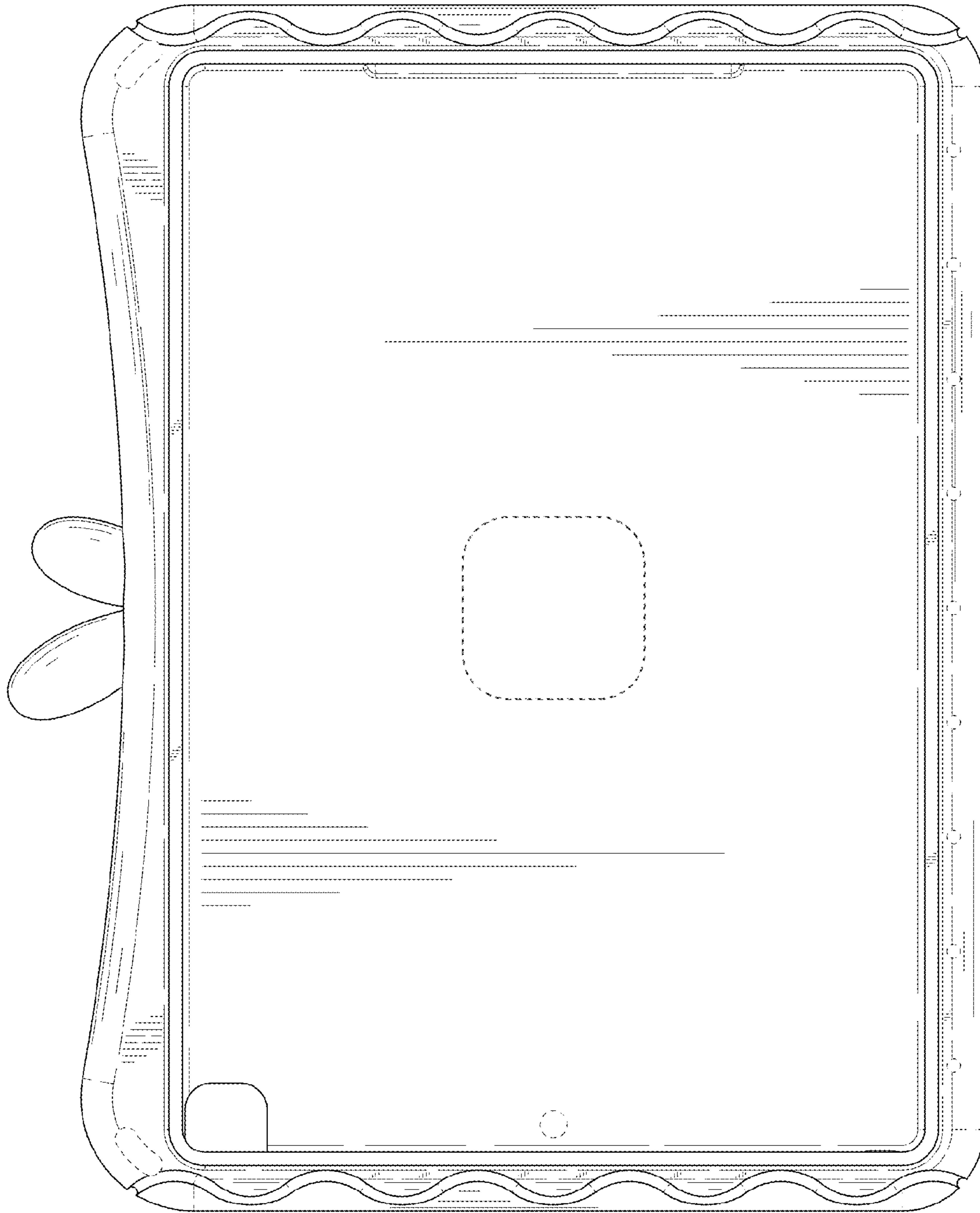


FIG. 3

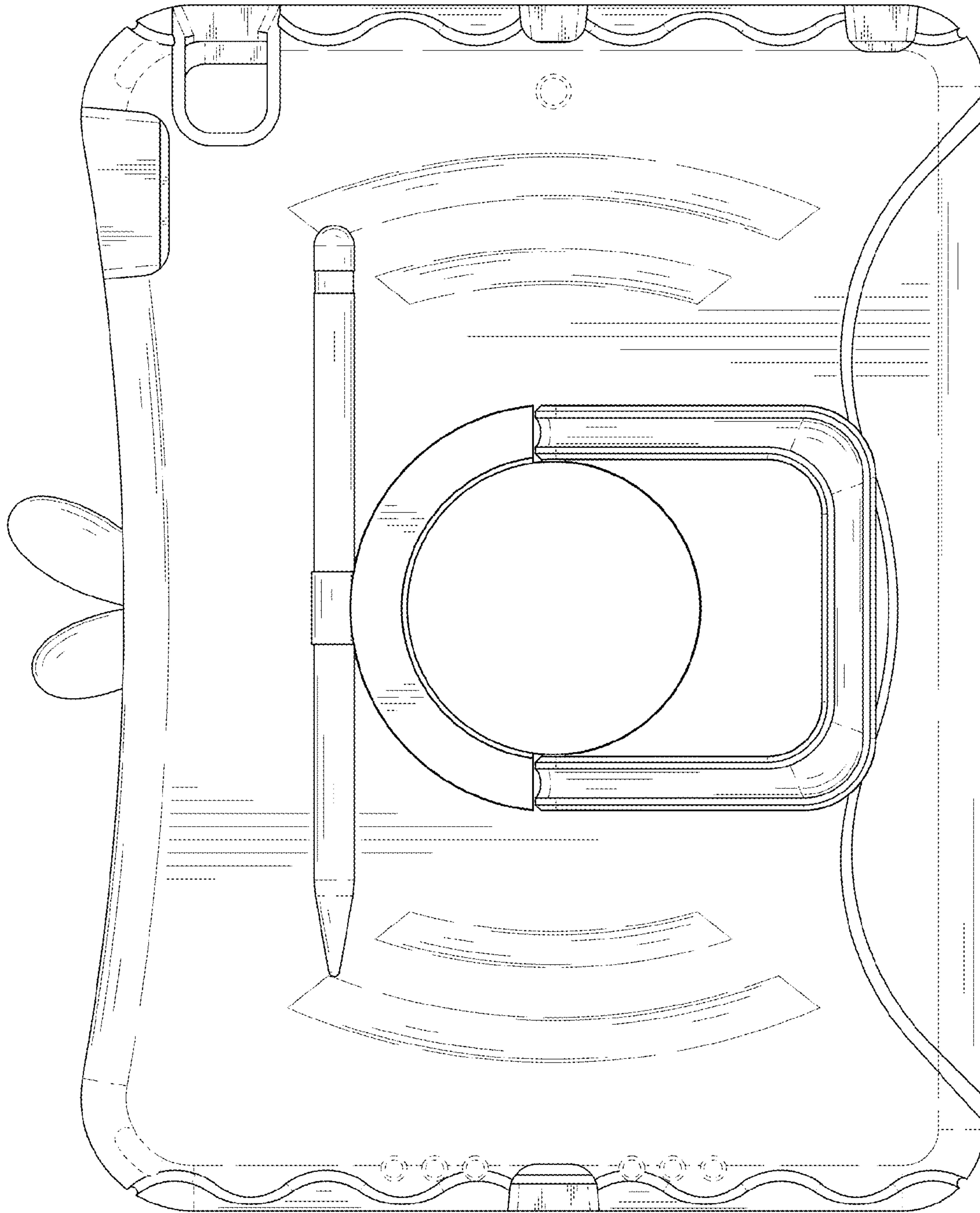


FIG. 4

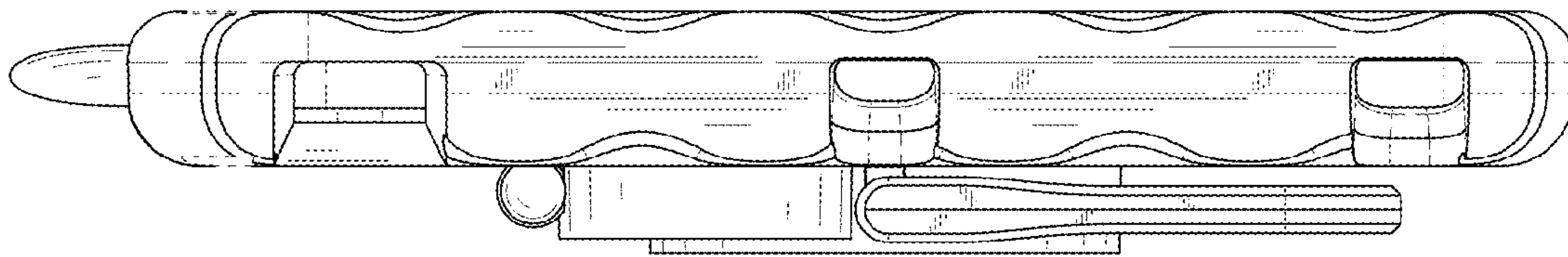


FIG. 5

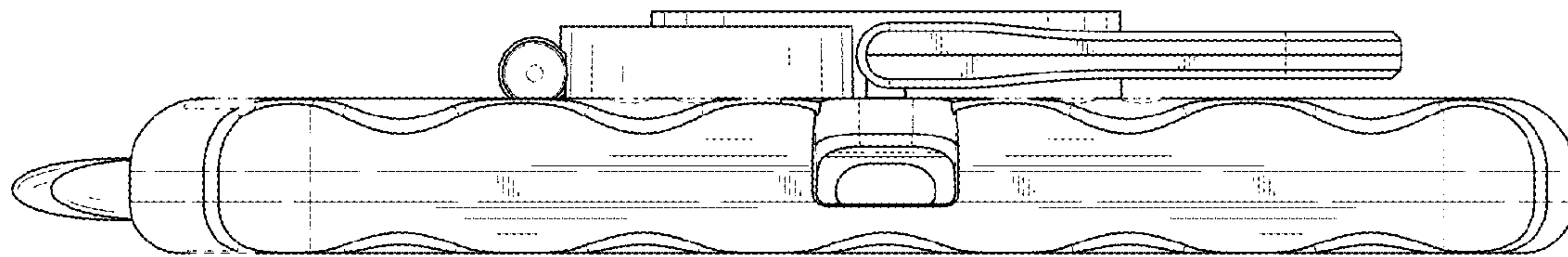


FIG. 6

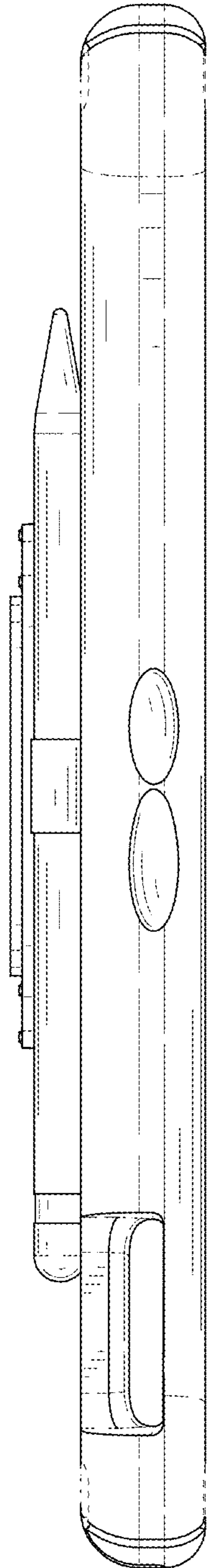


FIG. 7




FIG. 8




FIG. 9

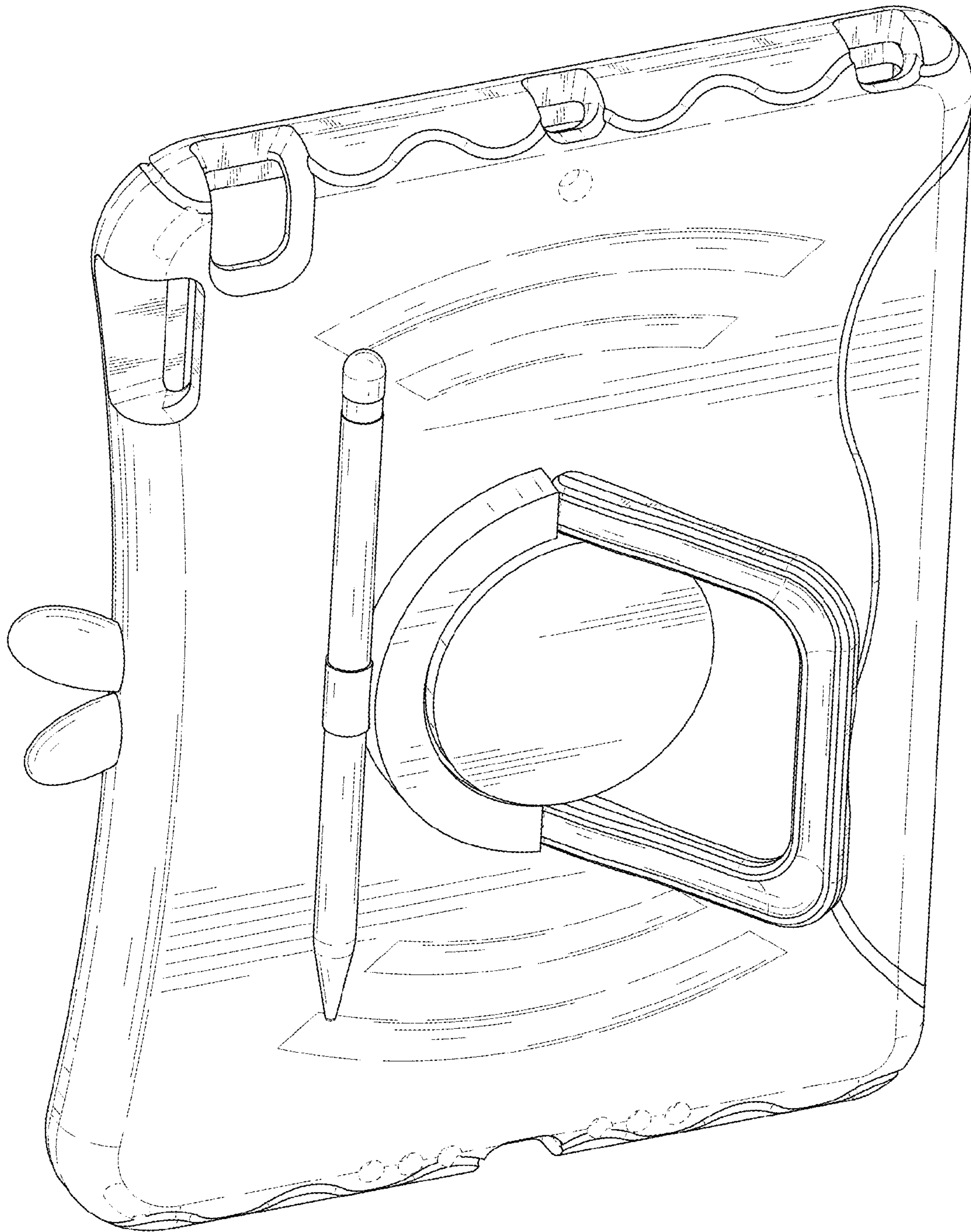


FIG. 10