



US00D972492S

(12) **United States Design Patent** (10) **Patent No.:** **US D972,492 S**
Schoeppner et al. (45) **Date of Patent:** **** Dec. 13, 2022**

(54) **TIRE**
(71) Applicant: **The Goodyear Tire & Rubber Company, Akron, OH (US)**
(72) Inventors: **Nicholas Thomas Schoeppner, Canton, OH (US); Max Harold Dixon, Kent, OH (US); Charles Joseph Ashton, Cuyahoga Falls, OH (US)**
(73) Assignee: **The Goodyear Tire & Rubber Company, Akron, OH (US)**
(**) Term: **15 Years**
(21) Appl. No.: **29/761,608**
(22) Filed: **Dec. 10, 2020**
(51) **LOC (13) Cl.** **12-15**
(52) **U.S. Cl.**
USPC **D12/601**
(58) **Field of Classification Search**
USPC **D12/568-605, 900**
CPC **Y10T 152/10027; B60C 1/0016; B60C 11/0306; B60C 11/0302; B60C 3/06; B60C 9/17**
See application file for complete search history.

D674,743 S 1/2013 Uphouse et al. D12/600
D686,977 S 7/2013 Hutz et al. D12/600
D728,463 S 5/2015 Lindner et al. D12/588
D737,752 S 9/2015 Shondel et al. D12/521
D740,208 S 10/2015 Rohweder D12/584

(Continued)

Primary Examiner — John A Voytek
(74) *Attorney, Agent, or Firm* — Robert N. Lipsik; June E. Rickey

(57) **CLAIM**
The ornamental Design for a tire, as shown and described.

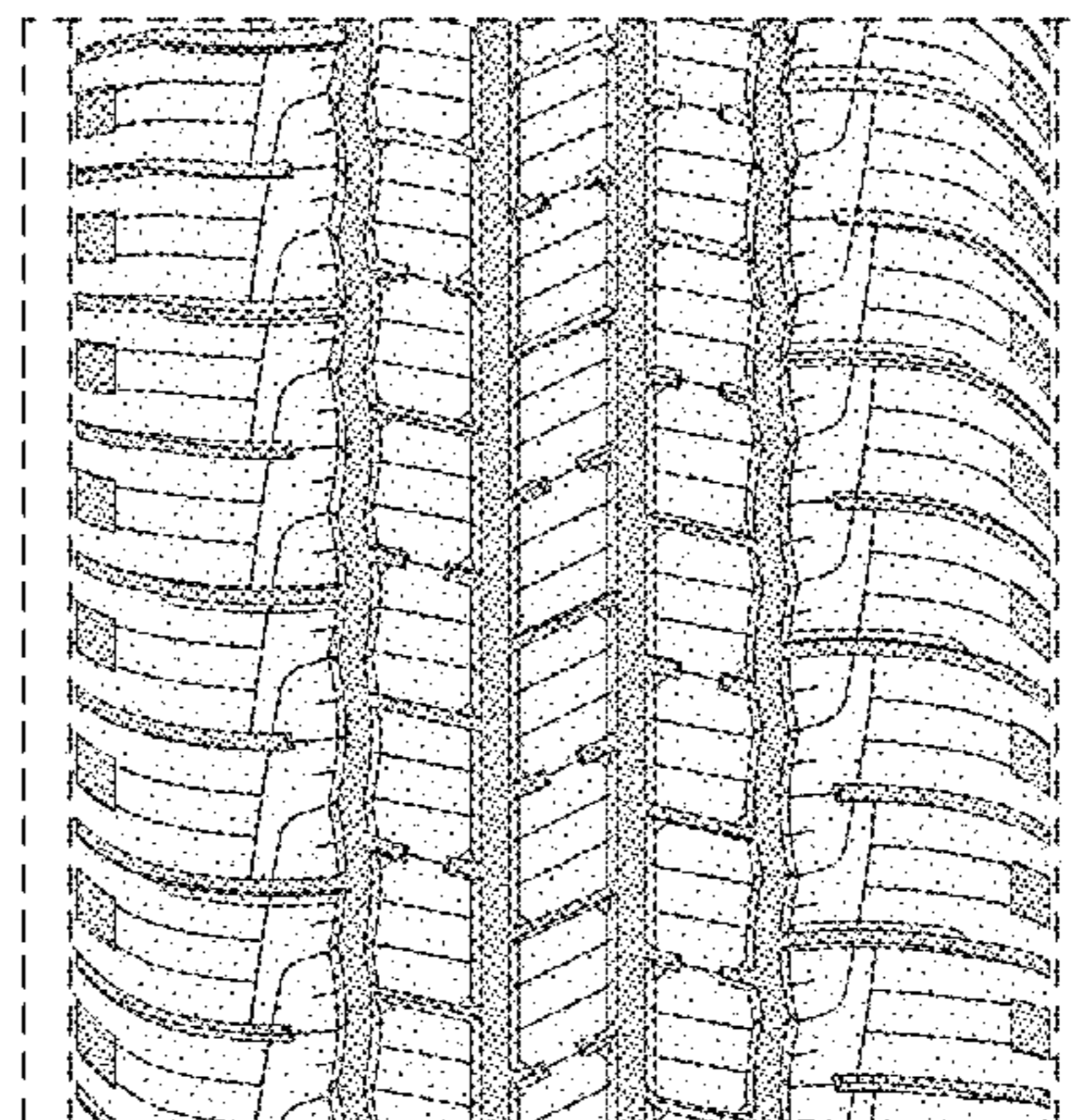
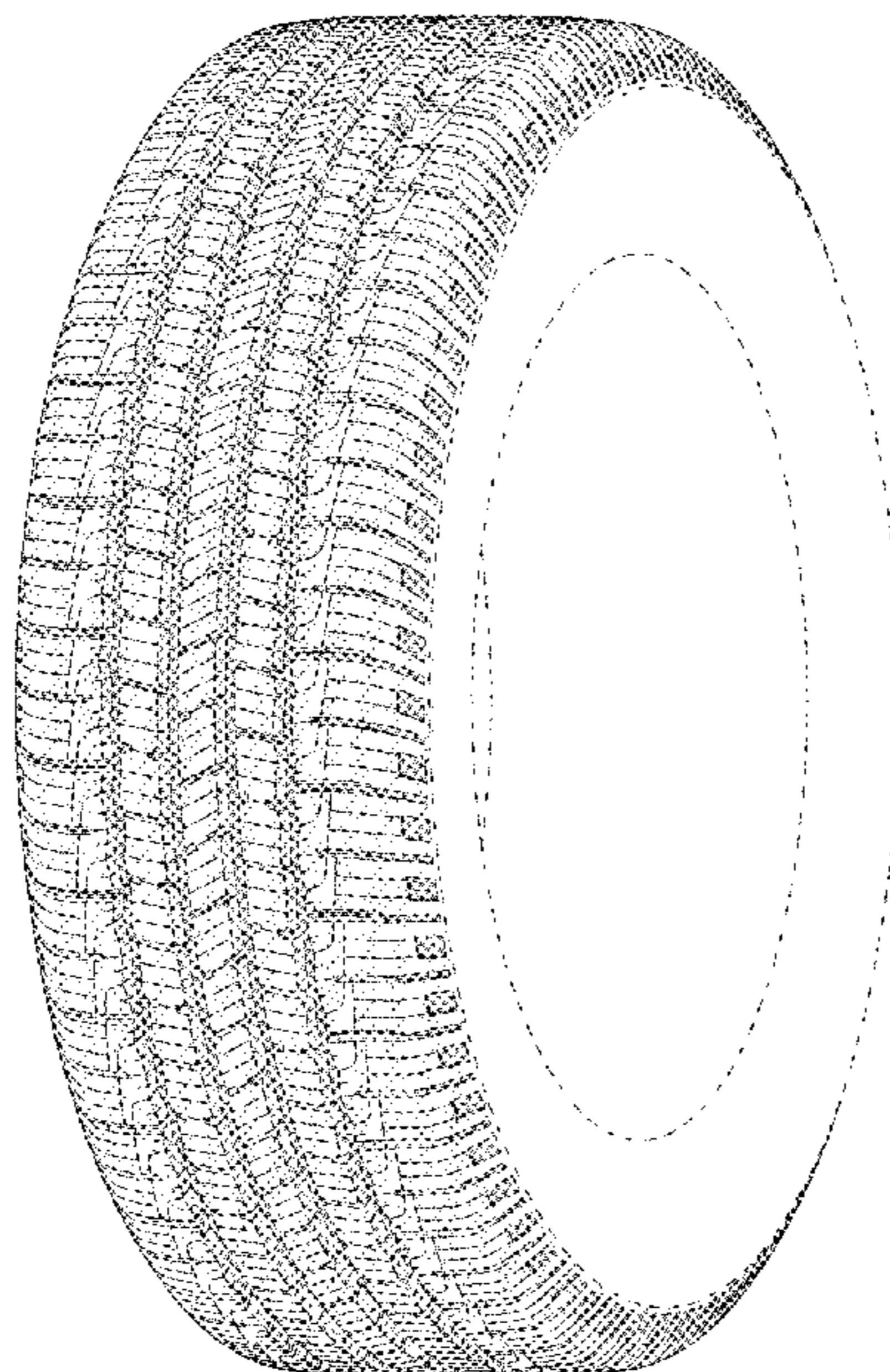
DESCRIPTION

FIG. 1 is a perspective view of a tire showing our new design, it being understood that the pattern repeats uniformly throughout the circumference of the tread;
FIG. 2 is a front elevational view thereof;
FIG. 3 is a right side elevational view thereof; the left side elevational view being identical thereto;
FIG. 4 is an enlarged fragmentary front elevational view thereof taken along line 4-4 of FIG. 2;
FIG. 5 is a perspective view of a second embodiment of a tire showing our new design, it being understood that the interior of the tire forms no part of the claim, that the pattern repeats uniformly throughout the circumference of the tread and that the opposite side view is identical thereto; and,
FIG. 6 is a front elevational view of a second embodiment, it being understood that an enlarged fragmentary view thereof would be substantially identical to that shown in FIG. 4, with the exception of the inclusion of the sidewall in the claim.

In the drawings, the broken lines immediately adjacent to the outer edges of the tire shoulder represent boundaries of the claim, and the broken lines depict environmental subject matter only and form no part of the claimed design. The dashed broken lines indicating an enlargement portion of the design form no part of the claimed design.

1 Claim, 6 Drawing Sheets

(56) **References Cited**
U.S. PATENT DOCUMENTS
D382,236 S 8/1997 Kakegawa et al. D12/147
D426,178 S 6/2000 Weber et al. D12/146
D560,600 S * 1/2008 Dixon D12/588
D585,364 S 1/2009 Shondel et al. D12/600
D593,937 S 6/2009 Maxwell et al. D12/588
D597,474 S 8/2009 Yamakawa et al. D12/519
D600,635 S 9/2009 Finnell et al. D12/601
D631,001 S 1/2011 Hughes et al. D12/601
D639,234 S 6/2011 Reim D12/588
D645,811 S 9/2011 Gaylo et al. D12/601



(56)

References Cited

U.S. PATENT DOCUMENTS

D761,196 S *	7/2016	Dixon	D12/588
D773,976 S	12/2016	Dixon	D12/515
D780,678 S	3/2017	Maxwell et al.	D12/595
D789,877 S *	6/2017	Lamb	D12/600
D792,839 S	7/2017	Maxwell et al.	D12/595
D794,542 S	8/2017	Tahon et al.	
D796,424 S	9/2017	Serva et al.	D12/521
D797,650 S	9/2017	Bucher et al.	D12/505
D812,551 S *	3/2018	Stanley	D12/601
D813,147 S	3/2018	Schoepner	D12/588
D819,555 S *	6/2018	Schimmoller, Jr.	D12/600
D822,588 S	7/2018	Skurich et al.	D12/600
D838,664 S	1/2019	Pribula et al.	D12/595
D842,229 S	3/2019	Schoepner et al.	D12/588
D843,314 S	3/2019	Xiang et al.	D12/595
D853,949 S	7/2019	Zimmerman et al.	D12/601
D861,583 S	10/2019	Zimmerman et al.	D12/588
D862,369 S	10/2019	Pribula et al.	D12/521
D873,206 S	1/2020	Uphouse	D12/517
D883,910 S *	5/2020	Ashton	D12/600
D886,038 S *	6/2020	Lamb	D12/600
D886,717 S	6/2020	Pribula et al.	D12/588
D892,036 S *	8/2020	Wang	D12/601
D892,720 S *	8/2020	Wang	D12/601
D900,015 S	10/2020	Zimmerman	D12/597
D911,919 S *	3/2021	Miyazaki	D12/601
D920,896 S *	6/2021	Tomitaka	D12/600
2018/0326795 A1 *	11/2018	Pulte, Jr.	B60C 11/24
2022/0144018 A1 *	5/2022	Grauel	B60C 11/032

* cited by examiner

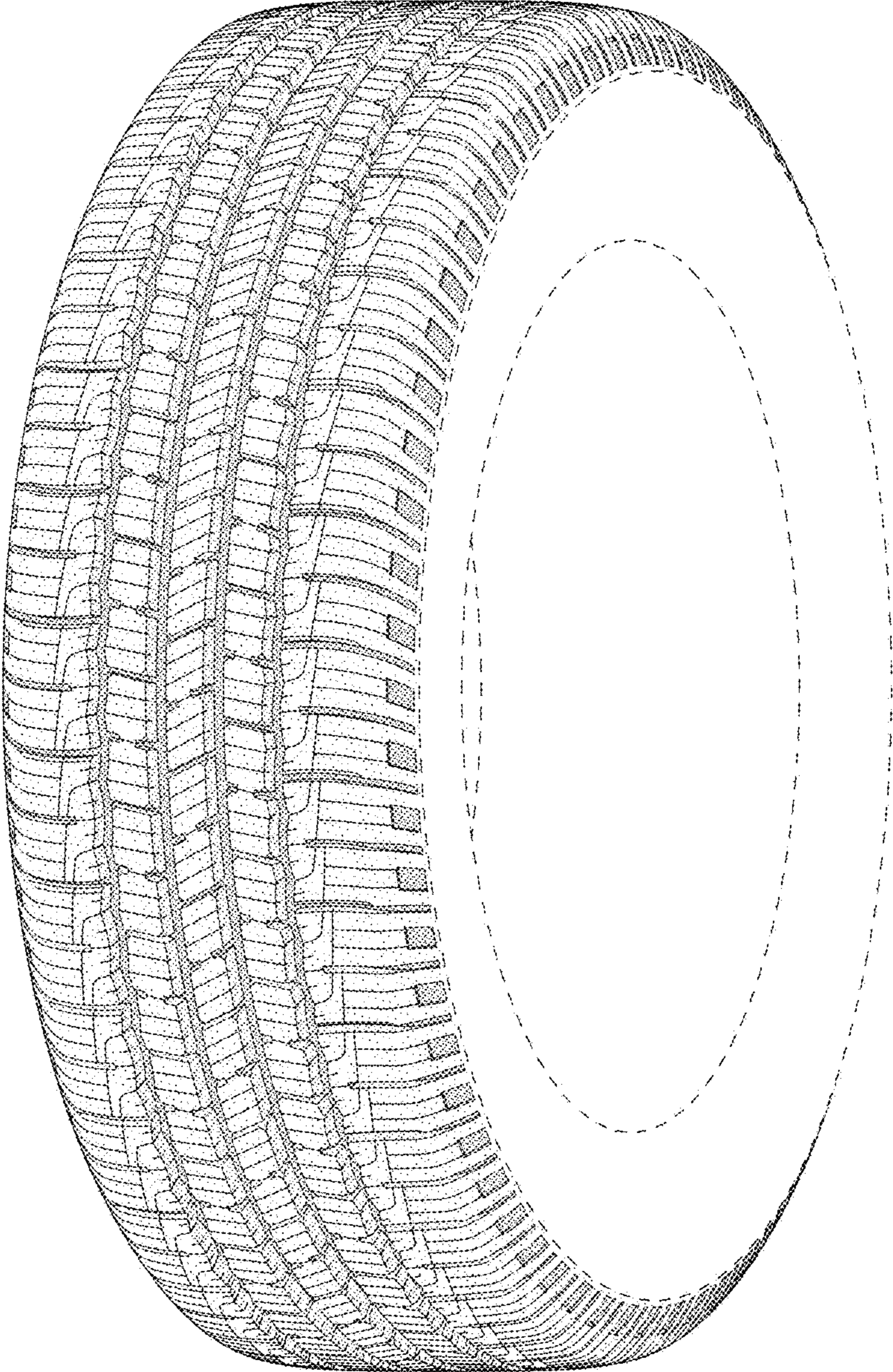


FIG - 1

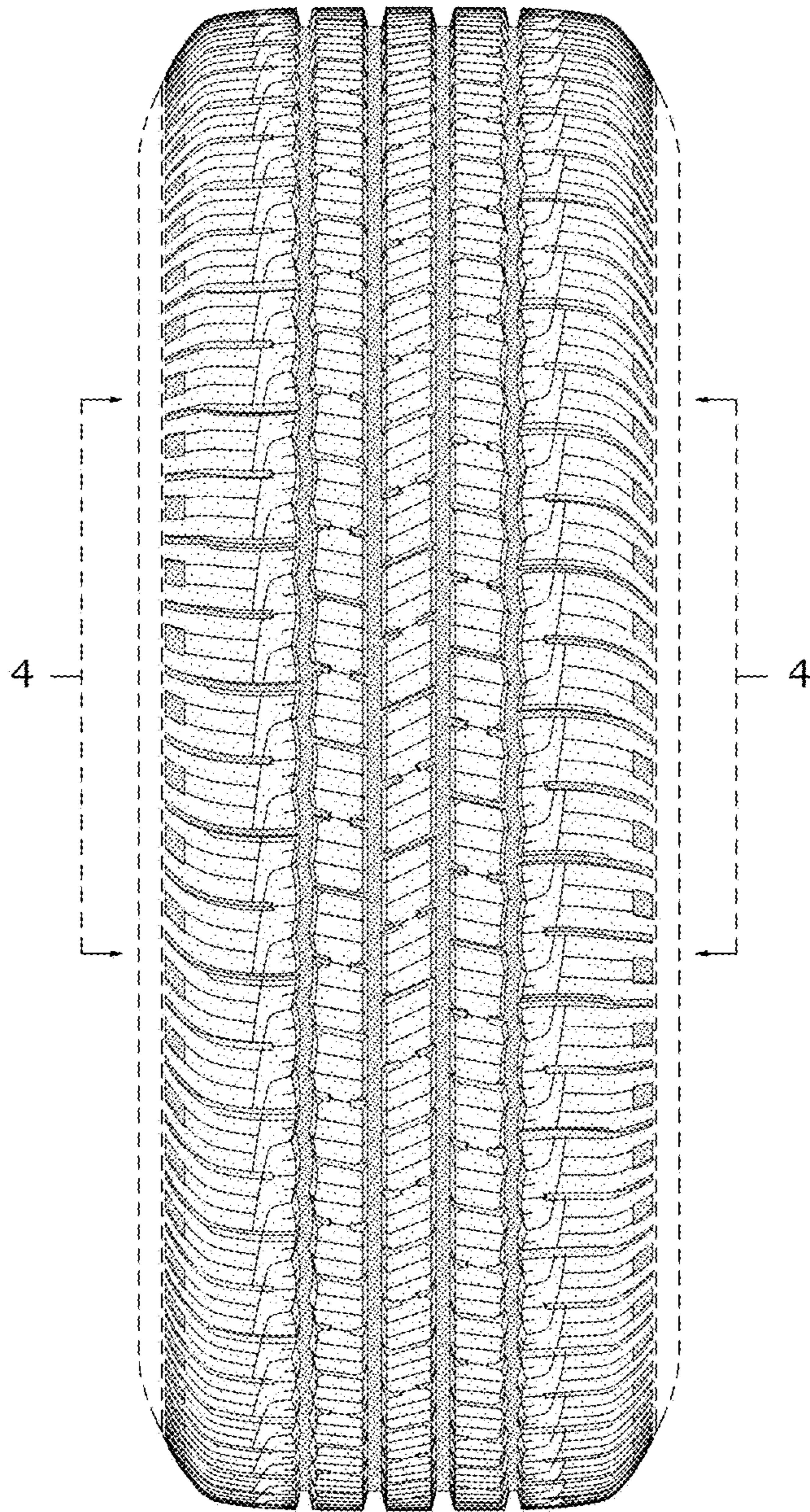


FIG - 2




FIG - 3

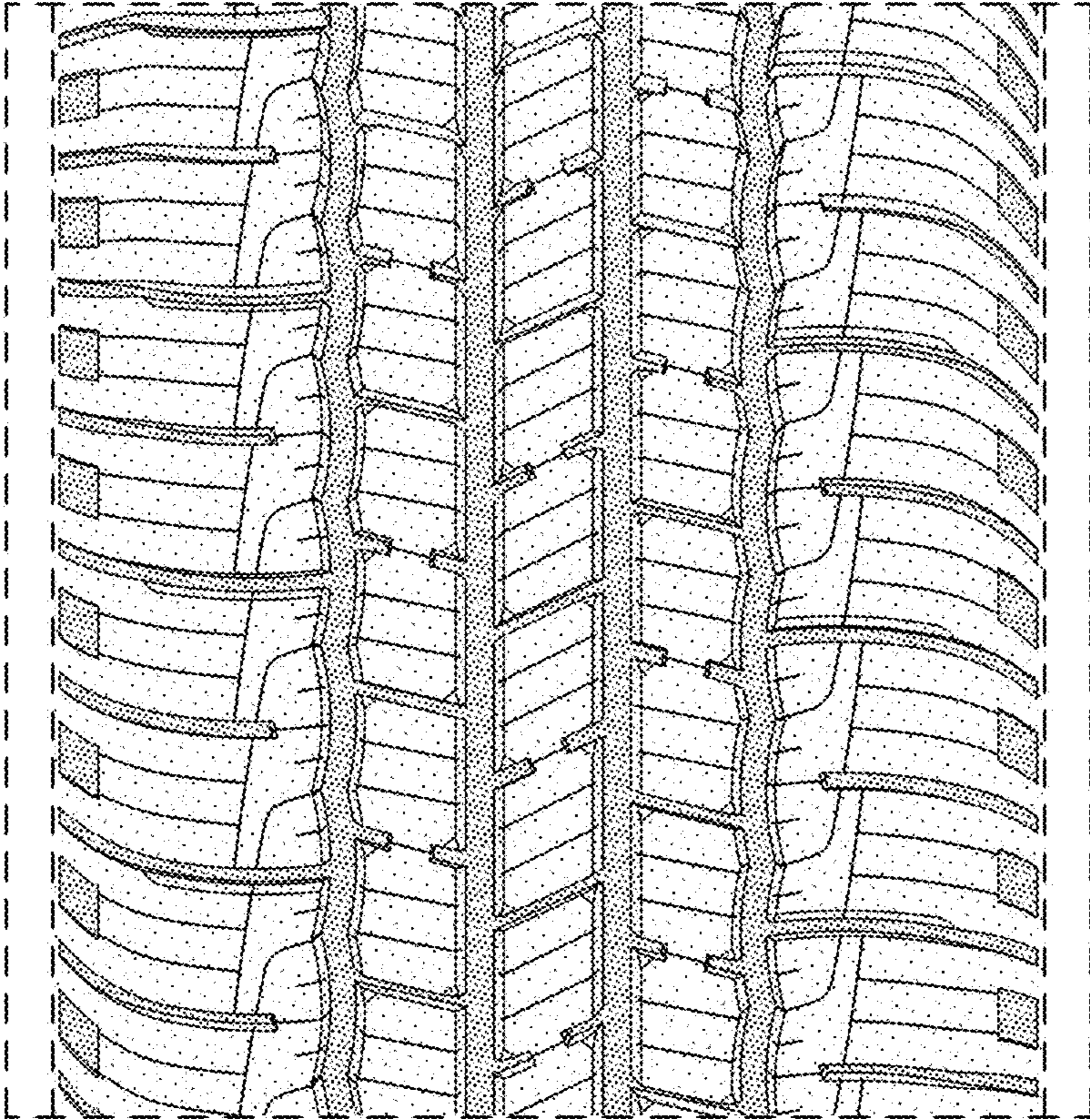


FIG - 4

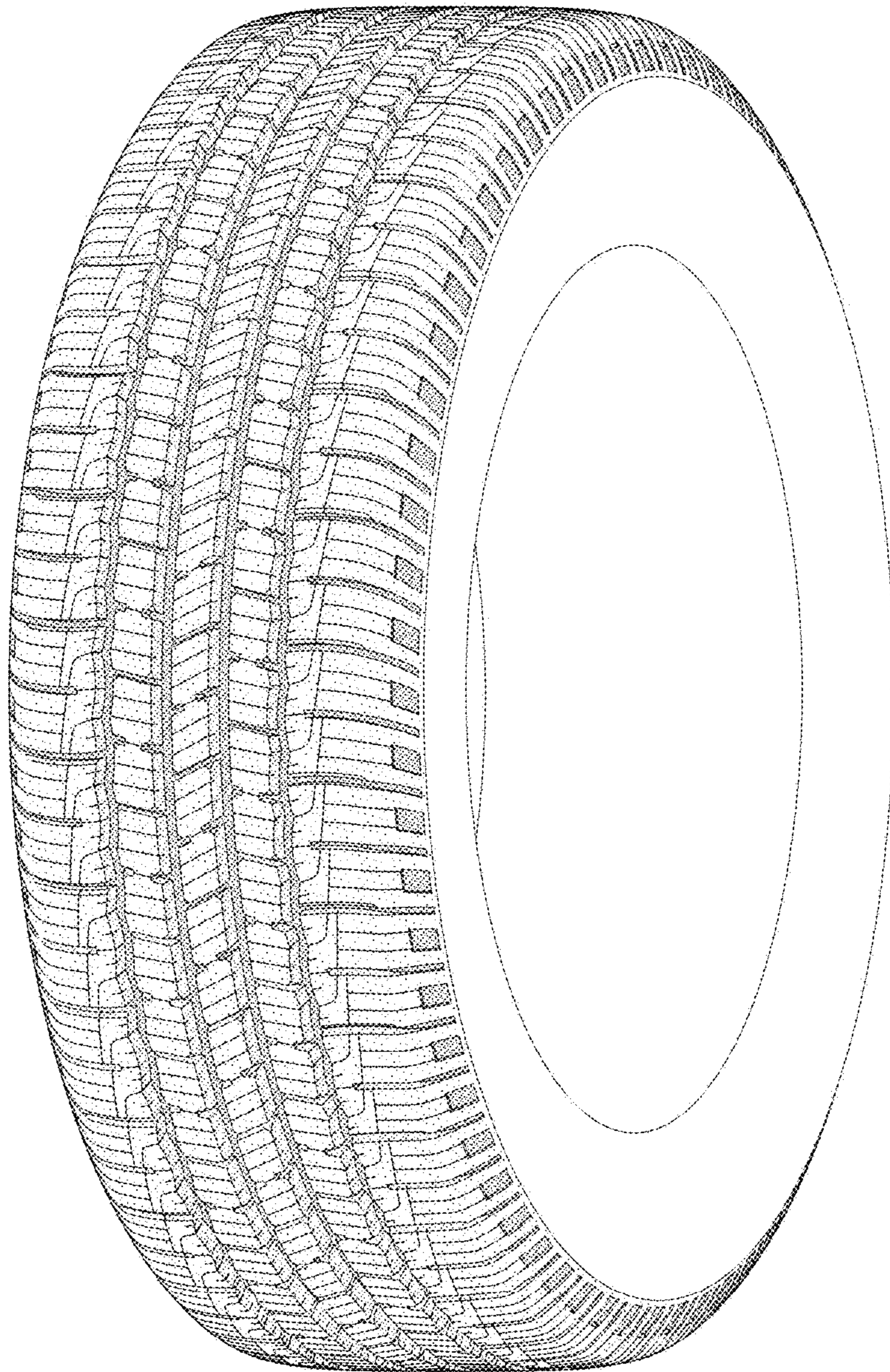


FIG - 5

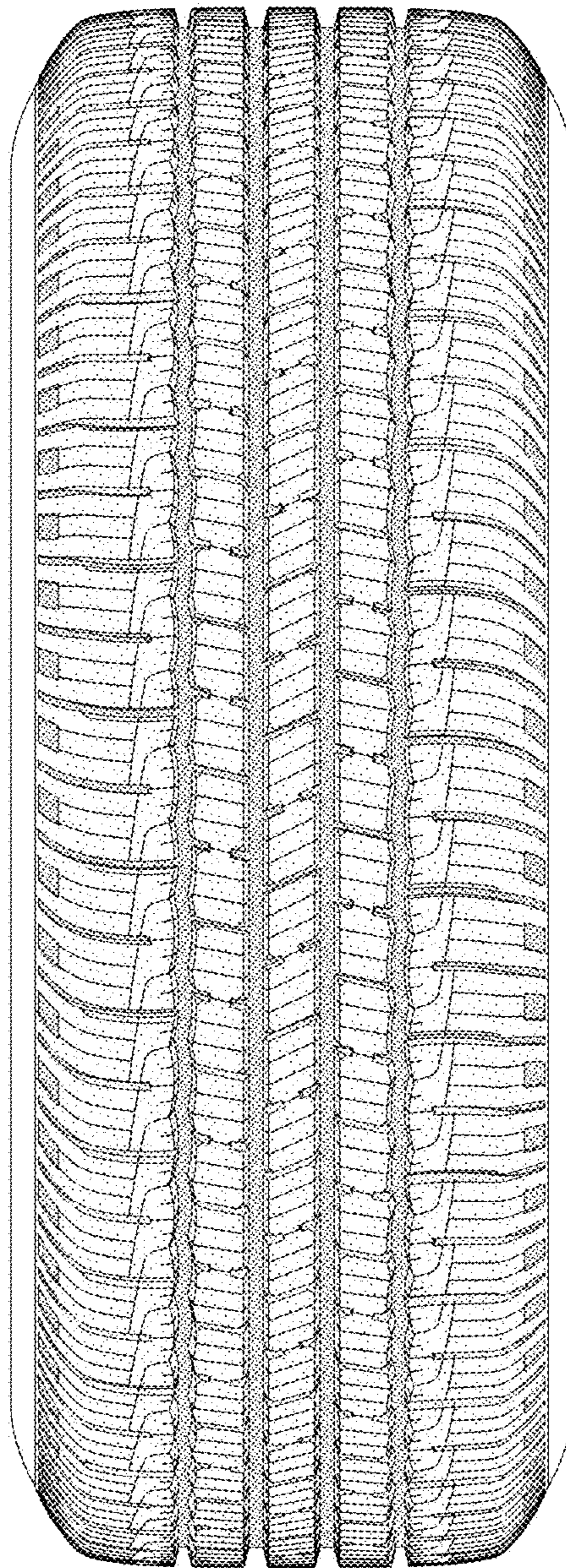


FIG - 6