



US00D972491S

(12) **United States Design Patent**
Wang et al.

(10) **Patent No.:** **US D972,491 S**

(45) **Date of Patent:** **** Dec. 13, 2022**

(54) **TIRE**

(71) Applicant: **Shandong Linglong Tyre Co., Ltd.**,
Zhaoyuan (CN)

(72) Inventors: **Feng Wang**, Zhaoyuan (CN); **Longbin Bai**, Zhaoyuan (CN); **Fei Liu**, Zhaoyuan (CN); **Fang Yan**, Zhaoyuan (CN); **Sheng Yang**, Zhaoyuan (CN)

(**) Term: **15 Years**

(21) Appl. No.: **29/752,434**

(22) Filed: **Sep. 28, 2020**

(51) **LOC (13) Cl.** **12-15**

(52) **U.S. Cl.**
USPC **D12/579**

(58) **Field of Classification Search**
USPC D12/568-605, 900
CPC Y10T 152/10027; B60C 1/0016; B60C 11/0306; B60C 11/0302; B60C 3/06; B60C 9/17
See application file for complete search history.

(56) **References Cited**

U.S. PATENT DOCUMENTS

D728,457 S * 5/2015 Reim D12/580
D737,197 S * 8/2015 Wang D12/579

D758,958 S * 6/2016 Wang D12/593
D806,640 S * 1/2018 Petr D12/602
D811,320 S * 2/2018 Kuwahara D12/602
D877,055 S * 3/2020 Jens Christensen D21/563
D878,284 S * 3/2020 Henderson D12/593
D879,020 S * 3/2020 Sato D12/579
D895,535 S * 9/2020 Jiang D12/605
D900,725 S * 11/2020 Sullivan D12/593

* cited by examiner

Primary Examiner — John A Voytek

(57) **CLAIM**

The ornamental design for a tire, as shown and described.

DESCRIPTION

FIG. 1 is a perspective view of a tire;
FIG. 2 is a front view thereof;
FIG. 3 is a left side view thereof; and,
FIG. 4 is a detailed view thereof.

Broken lines in the drawings used for demarcation of enlarged portions of the tire should be described in a separate paragraph preceding the claim, and as forming no part of the claim.

1 Claim, 4 Drawing Sheets

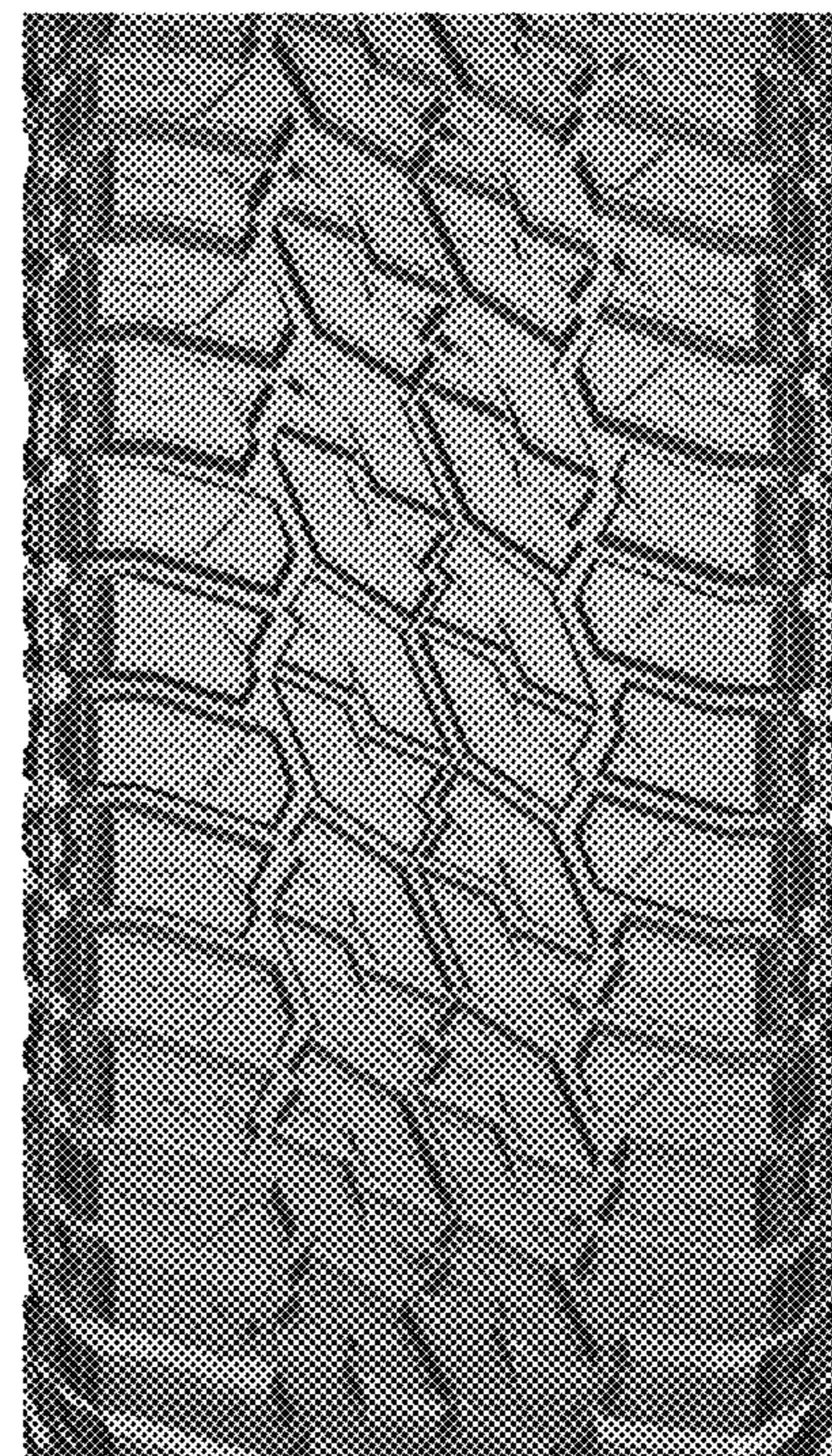




FIG.1

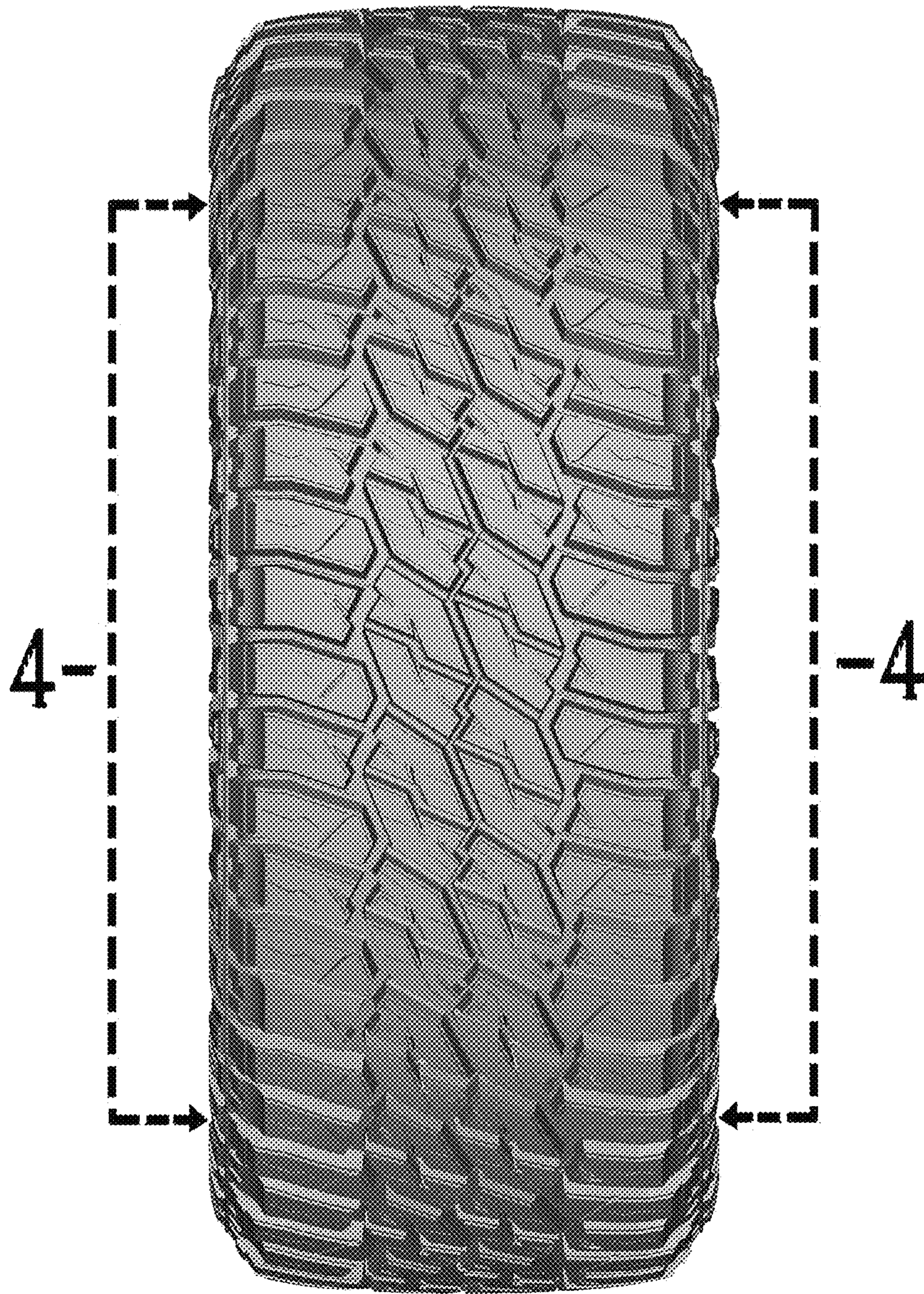


FIG.2



FIG.3




FIG.4