

US00D972480S

(12) **United States Design Patent** (10) **Patent No.:** **US D972,480 S**  
**Lee** (45) **Date of Patent:** **\*\* Dec. 13, 2022**

(54) **AUTOMOTIVE WHEEL**  
(71) Applicant: **MKW ALLOY, INC.**, City of Industry, CA (US)  
(72) Inventor: **Kevin Lee**, Yorba Linda, CA (US)  
(73) Assignee: **MKW ALLOY, INC.**, City Of Industry, CA (US)

D887,943 S \* 6/2020 Han ..... D12/209  
D889,372 S \* 7/2020 Williams ..... D12/211  
D908,574 S \* 1/2021 Mukti ..... D12/209  
D924,768 S \* 7/2021 Mukti ..... D12/209  
D928,061 S \* 8/2021 Han ..... D12/209  
D936,556 S \* 11/2021 Sempek ..... D12/211

(\*\*) Term: **15 Years**  
(21) Appl. No.: **29/757,470**

(22) Filed: **Nov. 5, 2020**  
(51) **LOC (13) Cl.** ..... **12-16**  
(52) **U.S. Cl.**  
USPC ..... **D12/209**  
(58) **Field of Classification Search**  
USPC ..... D12/204-213; D21/563  
CPC .... B60B 7/00; B60B 7/01; B60B 7/02; B60B 7/04;  
B60B 7/06; B60B 3/02; B60B 3/04;  
B60B 3/06; B60B 3/10; B60B 1/00;  
B60B 1/08; B60B 1/10; B60B 1/12  
See application file for complete search history.

**OTHER PUBLICATIONS**

Hostile H124 Lunatic, Published Dec. 23, 2021 [online], [retrieved on Jun. 15, 2022], Retrieved from the Internet: <https://www.amazon.com/Hostile-Lunatic-6x5-5-Chrome-Wheel/dp/B09494TGFP> (Year: 2021).\*

\* cited by examiner

*Primary Examiner* — Cary M Robinson  
*Assistant Examiner* — Adam C Mager  
(74) *Attorney, Agent, or Firm* — AHN IP Law

(56) **References Cited**

**U.S. PATENT DOCUMENTS**

5,988,762 A \* 11/1999 Asada ..... B60B 7/02  
301/37.42  
D695,193 S \* 12/2013 Kong ..... D12/211  
D709,019 S \* 7/2014 Hale, Jr. .... D12/211  
D717,224 S \* 11/2014 Kim ..... D12/211  
D727,829 S \* 4/2015 Chung ..... D12/211  
D763,163 S \* 8/2016 Chung ..... D12/211  
D860,097 S \* 9/2019 Milani ..... D12/209


(57) **CLAIM**

The ornamental design for an automotive wheel, as shown and described.

**DESCRIPTION**

FIG. 1 is a perspective view of an automotive wheel, showing my new design;  
FIG. 2 is a front view thereof;  
FIG. 3 is a perspective view of a second embodiment of an automotive wheel, showing my new design; and,  
FIG. 4 is a front view thereof.  
The broken line showing in the figures is for the purpose of illustrating environmental structure and forms no part of the claimed design.

**1 Claim, 4 Drawing Sheets**



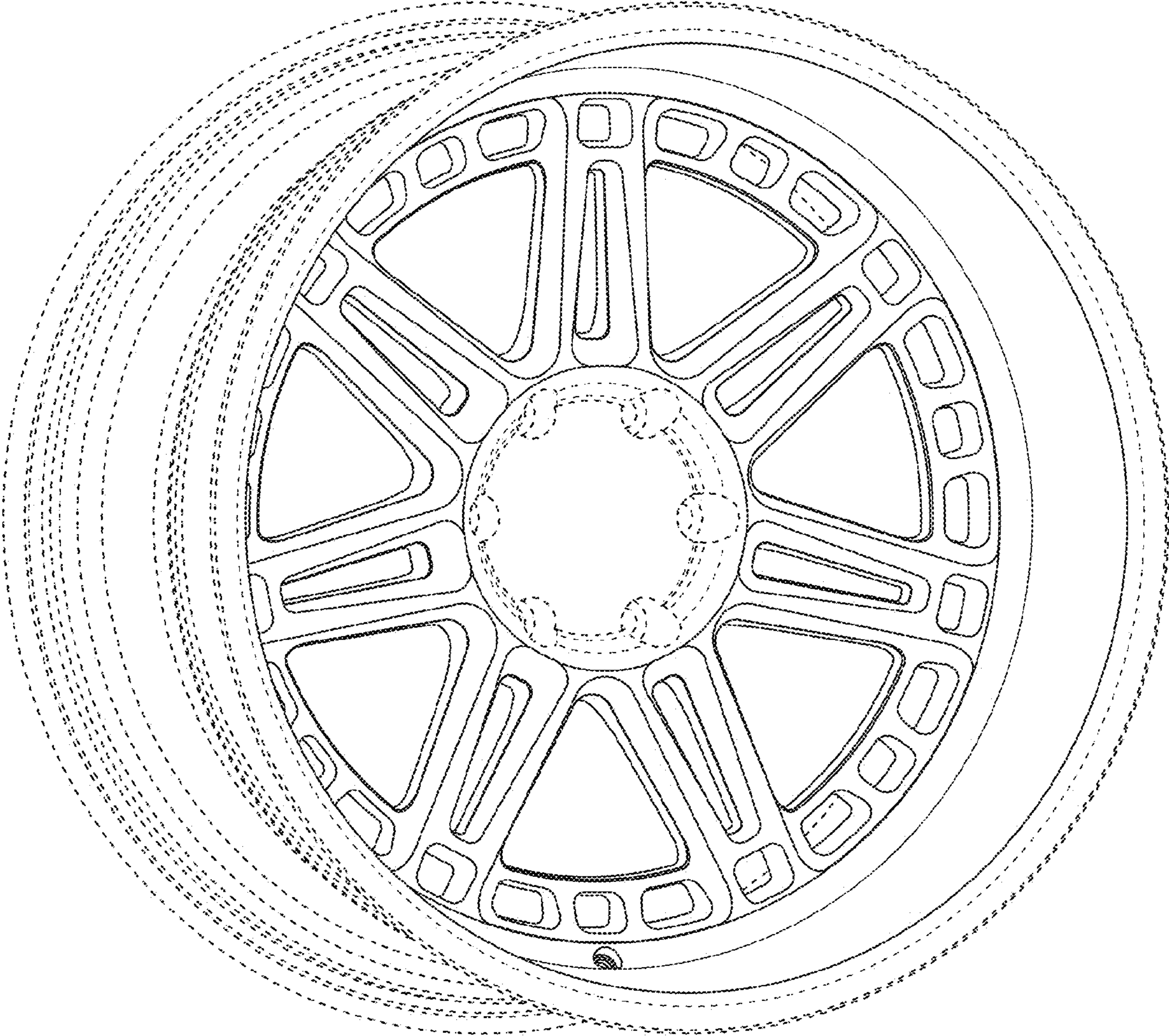


FIG. 1






FIG. 2

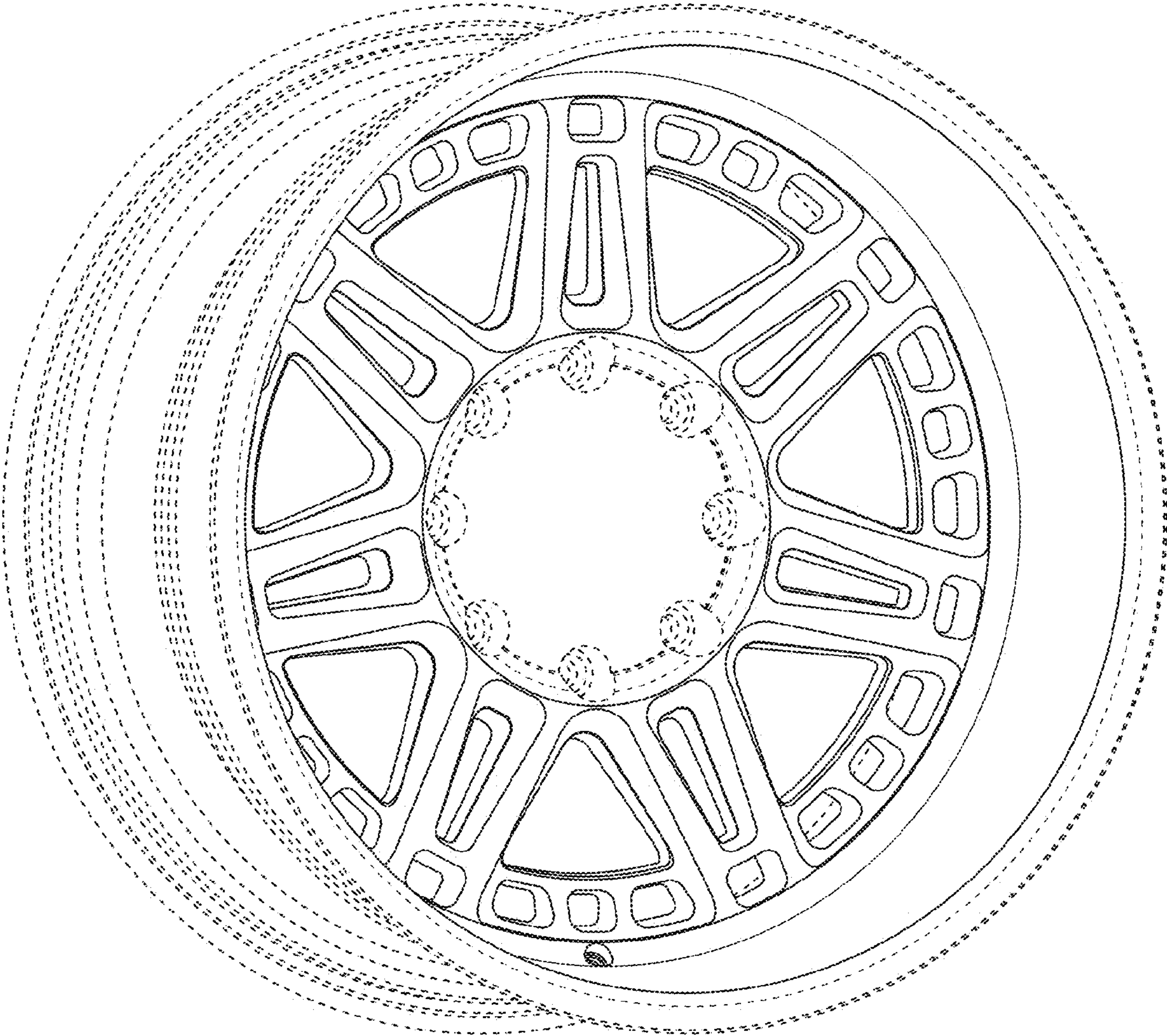


FIG. 3






FIG. 4