



US00D972476S

(12) **United States Design Patent** (10) **Patent No.:** **US D972,476 S**
Gromova (45) **Date of Patent:** **** Dec. 13, 2022**

(54) **BAFFLE**
(71) Applicant: **V&H PERFORMANCE, LLC**, Santa Fe Springs, CA (US)
(72) Inventor: **Alena Gromova**, Artesia, CA (US)
(73) Assignee: **V&H Performance, LLC**, Santa Fe Springs, CA (US)
(**) Term: **15 Years**

D626,481 S * 11/2010 Rinehart D12/194
D627,284 S * 11/2010 Faszler D12/194
7,896,128 B2 3/2011 De Leo et al.
D733,882 S * 7/2015 Fregoso D24/152
D740,733 S * 10/2015 Rich D12/194
D740,940 S * 10/2015 Fregoso D24/152
D747,746 S * 1/2016 Giordano D15/5
D767,456 S * 9/2016 Finnie D12/194
D790,648 S * 6/2017 Pezeshk D22/108
D811,513 S * 2/2018 Payton D22/108
D875,631 S * 2/2020 Kana D12/194
D942,343 S * 2/2022 Wu D12/194
2013/0291713 A1* 11/2013 Zheng F41A 5/28
89/191.02

(21) Appl. No.: **29/651,947**

(22) Filed: **Jan. 13, 2020**

(51) **LOC (13) Cl.** **12-16**

(52) **U.S. Cl.**
USPC **D12/194**

(58) **Field of Classification Search**
USPC D12/194; D22/108, 109; D21/572-575;
D15/5
CPC .. F41A 5/28; F41A 21/02; F41A 21/08; F41A
21/48; F41A 21/481; F41A 21/482; F41A
21/484; F41A 21/485; F41A 21/487;
F41A 21/488
See application file for complete search history.

FOREIGN PATENT DOCUMENTS

EP 0695857 A1 2/1996
WO 2016166688 A1 10/2016

* cited by examiner

Primary Examiner — Susan E Krakower
Assistant Examiner — Jerry Shiuan-Hua Hsu
(74) *Attorney, Agent, or Firm* — Barnes & Thornburg, LLP

(57) **CLAIM**

The ornamental design for a baffle, as shown and described.

(56) **References Cited**

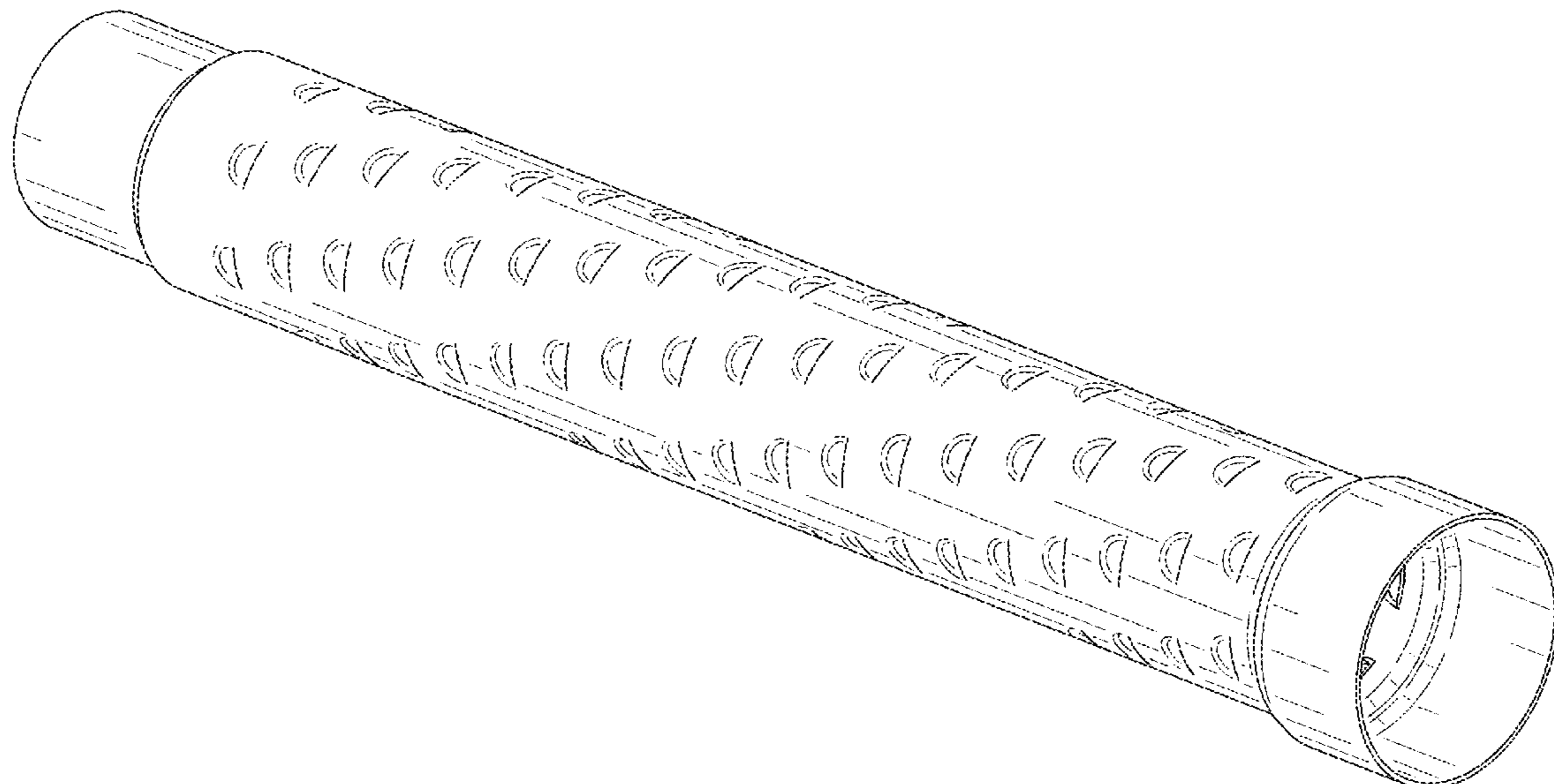
U.S. PATENT DOCUMENTS

2,067,133 A 1/1937 Wales
2,492,784 A 12/1949 Christman
2,499,018 A 2/1950 Frank et al.
2,613,758 A 10/1952 Douglas et al.
3,235,003 A 2/1966 Smith
5,715,904 A 2/1998 Takahashi et al.
6,026,930 A 2/2000 Ogisu et al.
D435,884 S * 1/2001 Dehaan D22/199
6,367,580 B1 4/2002 Chang
D465,181 S * 11/2002 Wang D12/194
6,715,581 B2 4/2004 Dooley
D597,461 S * 8/2009 Sindelar D12/194

DESCRIPTION

FIG. 1 is a right, front and side perspective view of a baffle in accordance with my design;
FIG. 2 is a left, front and side perspective view thereof;
FIG. 3 is a front elevation view thereof;
FIG. 4 is a rear elevation view thereof;
FIG. 5 is a side elevation view of the right side thereof;
FIG. 6 is a side elevation view of the left side thereof;
FIG. 7 is a top plan view thereof; and,
FIG. 8 is a bottom plan view thereof.

1 Claim, 5 Drawing Sheets



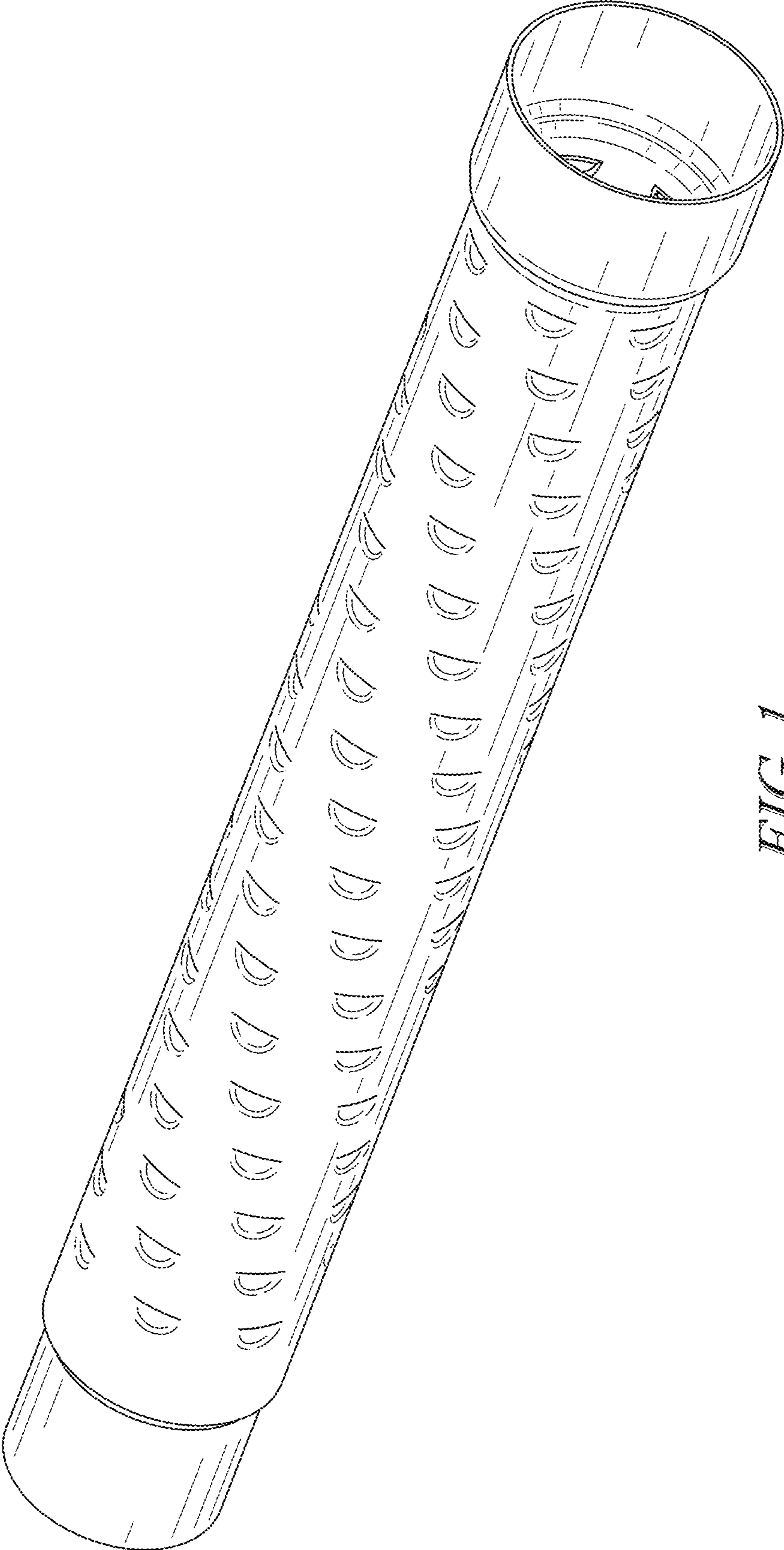


FIG. 1

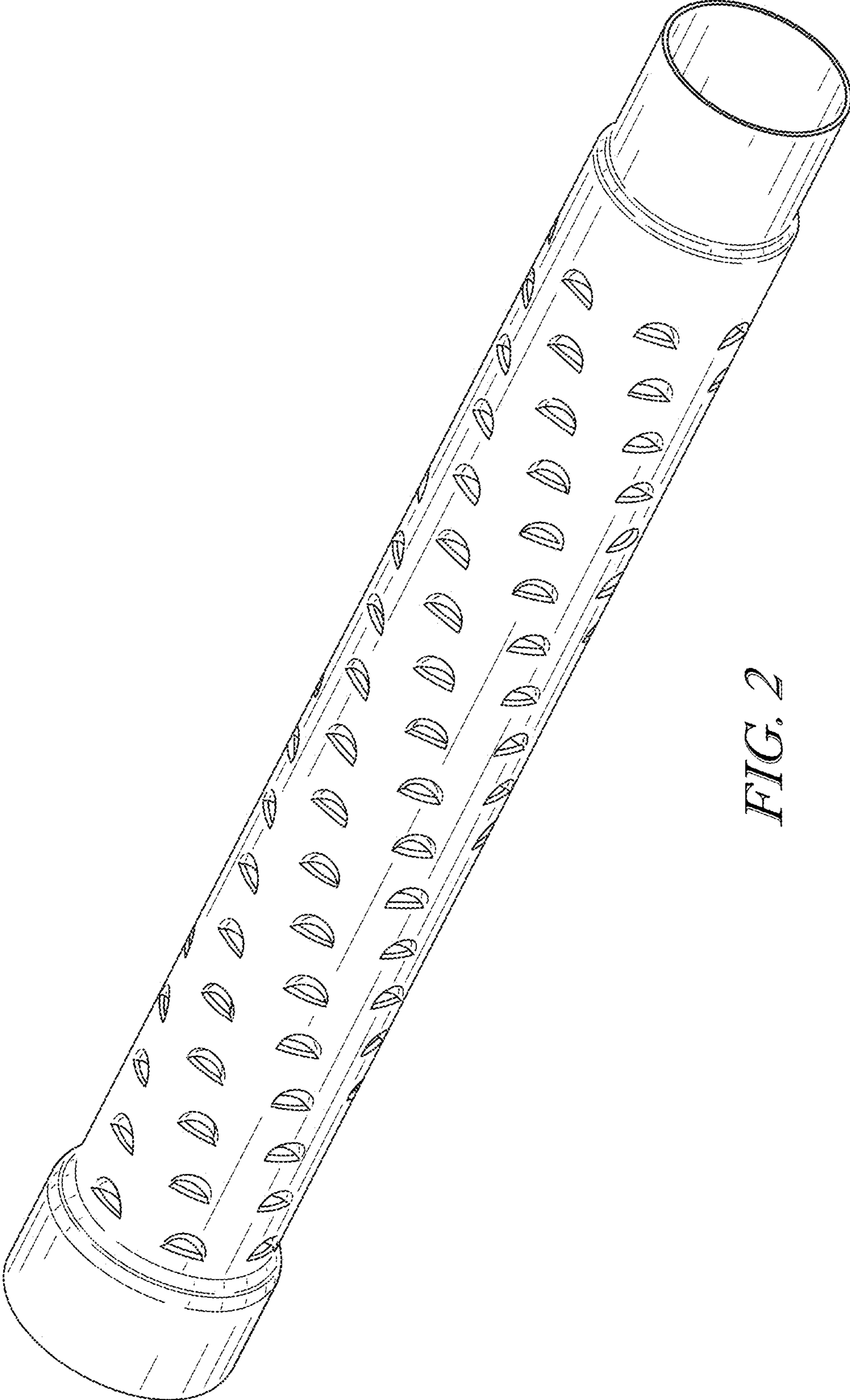


FIG. 2

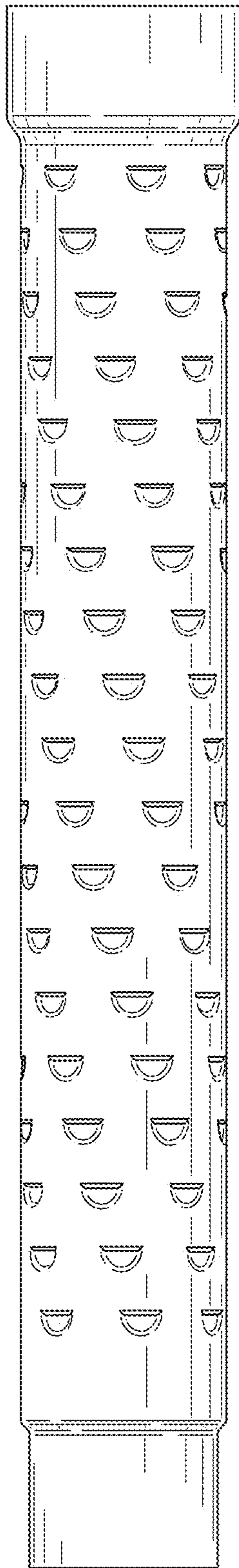


FIG. 3

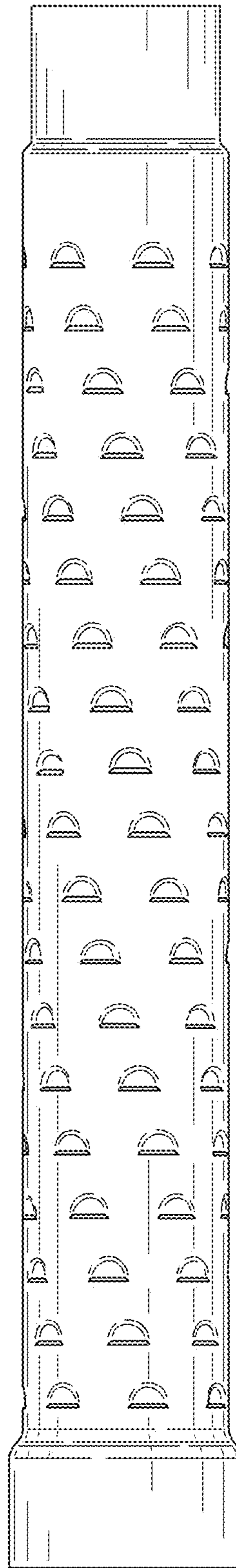


FIG. 4

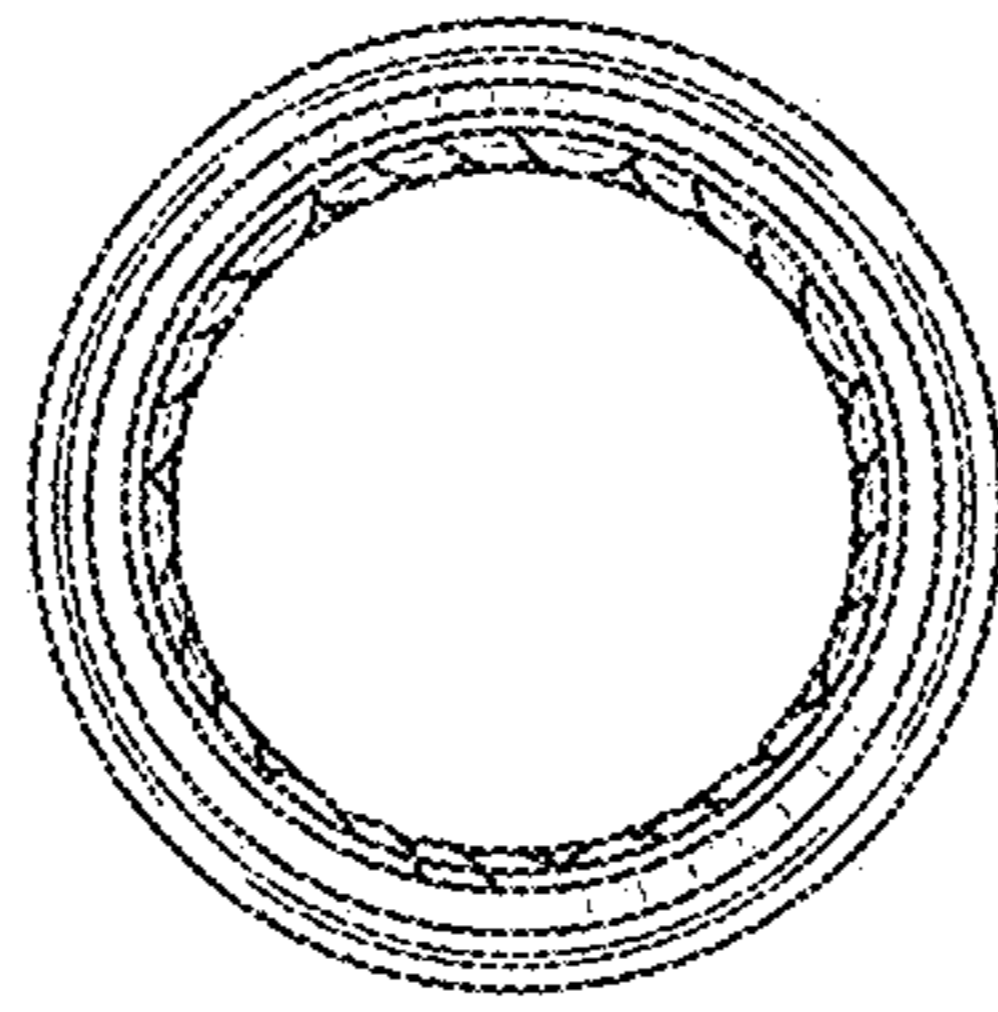


FIG. 6




FIG. 5

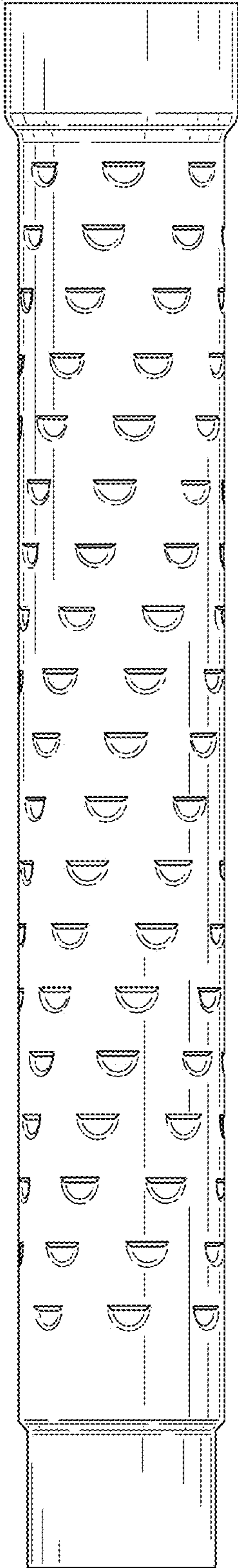


FIG. 7

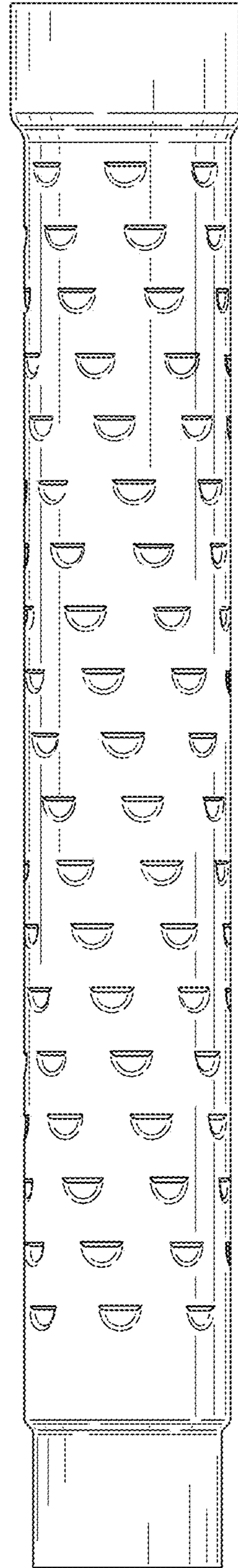


FIG. 8