



US00D972473S

(12) **United States Design Patent**
Mirfani

(10) **Patent No.:** **US D972,473 S**

(45) **Date of Patent:** **** Dec. 13, 2022**

- (54) **SIDE SHADE**
- (71) Applicant: **Daniel Mirfani**, Abingdon (GB)
- (72) Inventor: **Daniel Mirfani**, Abingdon (GB)
- (**) Term: **15 Years**
- (21) Appl. No.: **29/827,795**
- (22) Filed: **Feb. 22, 2022**
- (51) **LOC (13) Cl.** **12-16**
- (52) **U.S. Cl.**
USPC **D12/183**
- (58) **Field of Classification Search**
USPC D12/182, 183, 190, 191, 401, 404
CPC . B60J 1/2005; B60J 3/02; B60J 3/0208; B60J
1/20; B60J 3/0204
See application file for complete search history.

D440,923 S	4/2001	Beigel et al.	
D475,005 S	5/2003	Grijalva	
D488,751 S	4/2004	Szczesny	
D528,054 S	9/2006	Beigel et al.	
D558,652 S *	1/2008	Davis	D12/183
D625,673 S	10/2010	Rodriguez	
D706,685 S	6/2014	Collins	
D710,774 S	8/2014	Eskandry	
D721,310 S	1/2015	Ito et al.	
D721,628 S	1/2015	Eskandry	
D733,020 S *	6/2015	Queen	D12/183
D735,628 S	8/2015	Eskandry	
D813,767 S	3/2018	Mulokandov	
D828,253 S *	9/2018	Mao	D12/183
D839,818 S	2/2019	Gwen	
D886,013 S	6/2020	Ma et al.	
D895,494 S *	9/2020	Bertrand	D12/183
D922,282 S *	6/2021	Catuzza	D12/183

* cited by examiner

Primary Examiner — Katrina A Betton
(74) *Attorney, Agent, or Firm* — Cygnet IP Law, P.A.;
Stephen W. Aycock, II

(56) **References Cited**

U.S. PATENT DOCUMENTS

D57,797 S *	5/1921	Thomson	D12/183
D58,762 S *	8/1921	Johnston	D12/183
D105,027 S *	6/1937	Moravek	D12/183
D130,498 S *	11/1941	Boisvert	D25/48.8
D311,716 S	10/1990	Widrig	
D317,588 S	6/1991	Pluta	
D323,481 S *	1/1992	Freeman	D12/183
D335,856 S *	5/1993	Sazama	D12/183
D338,645 S	8/1993	German	
D339,098 S	9/1993	Cooper	
D341,564 S	11/1993	Mykytiuk et al.	
D352,686 S *	11/1994	Truman	D12/183
D370,650 S	6/1996	Eskandry	
D379,169 S	5/1997	Johnson, Sr. et al.	
D381,305 S *	7/1997	Ruimi	D12/183
D435,509 S	12/2000	Hickman	

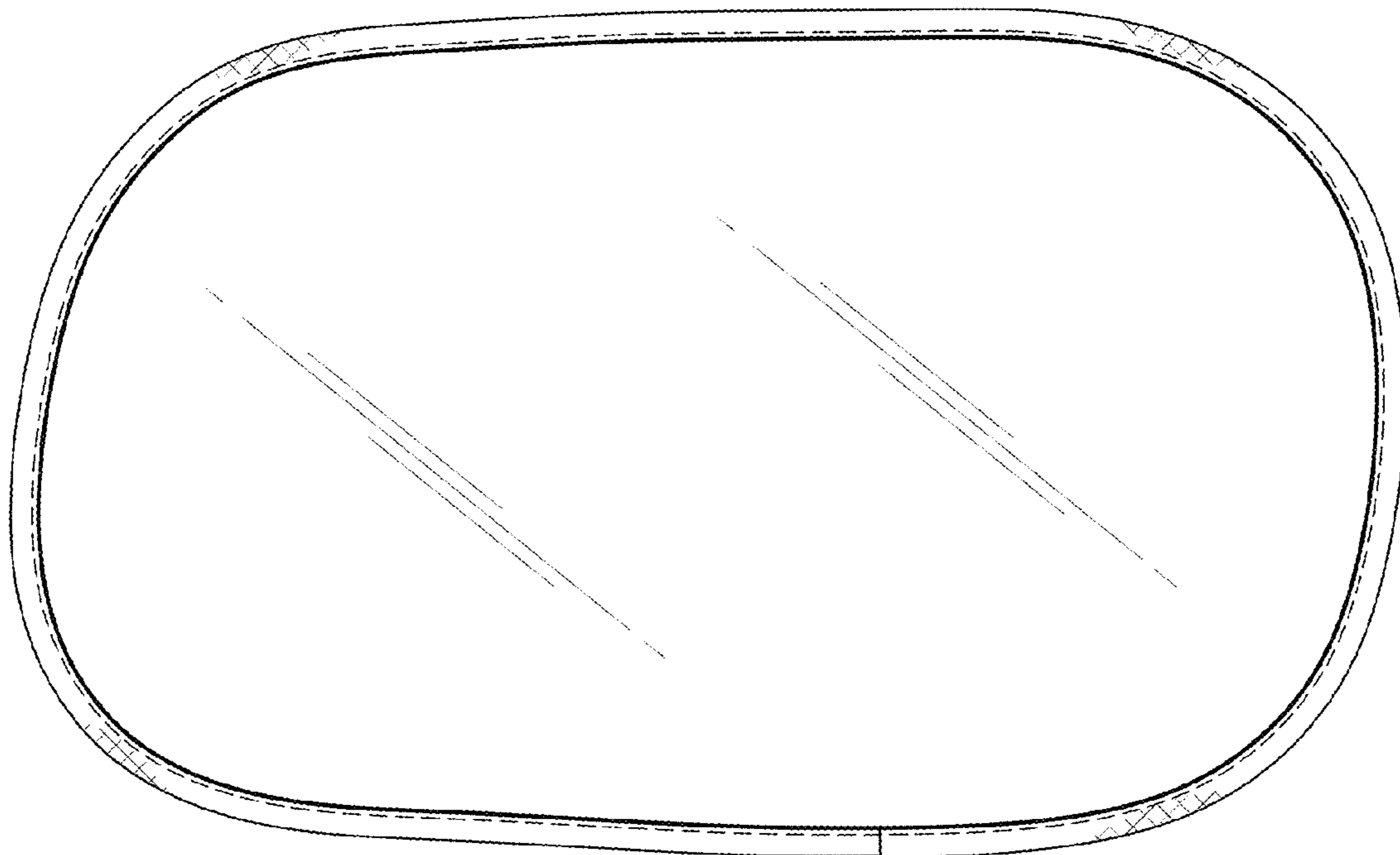
(57) **CLAIM**

The ornamental design for a side shade, as shown and described.

DESCRIPTION

FIG. 1 is a side perspective view of a side shade showing my new design;
FIG. 2 is a front elevation view thereof;
FIG. 3 is a rear elevation view thereof;
FIG. 4 is a first side view thereof, with the other side having the same appearance;
FIG. 5 is a top view thereof; and,
FIG. 6 is a bottom view thereof.

1 Claim, 5 Drawing Sheets



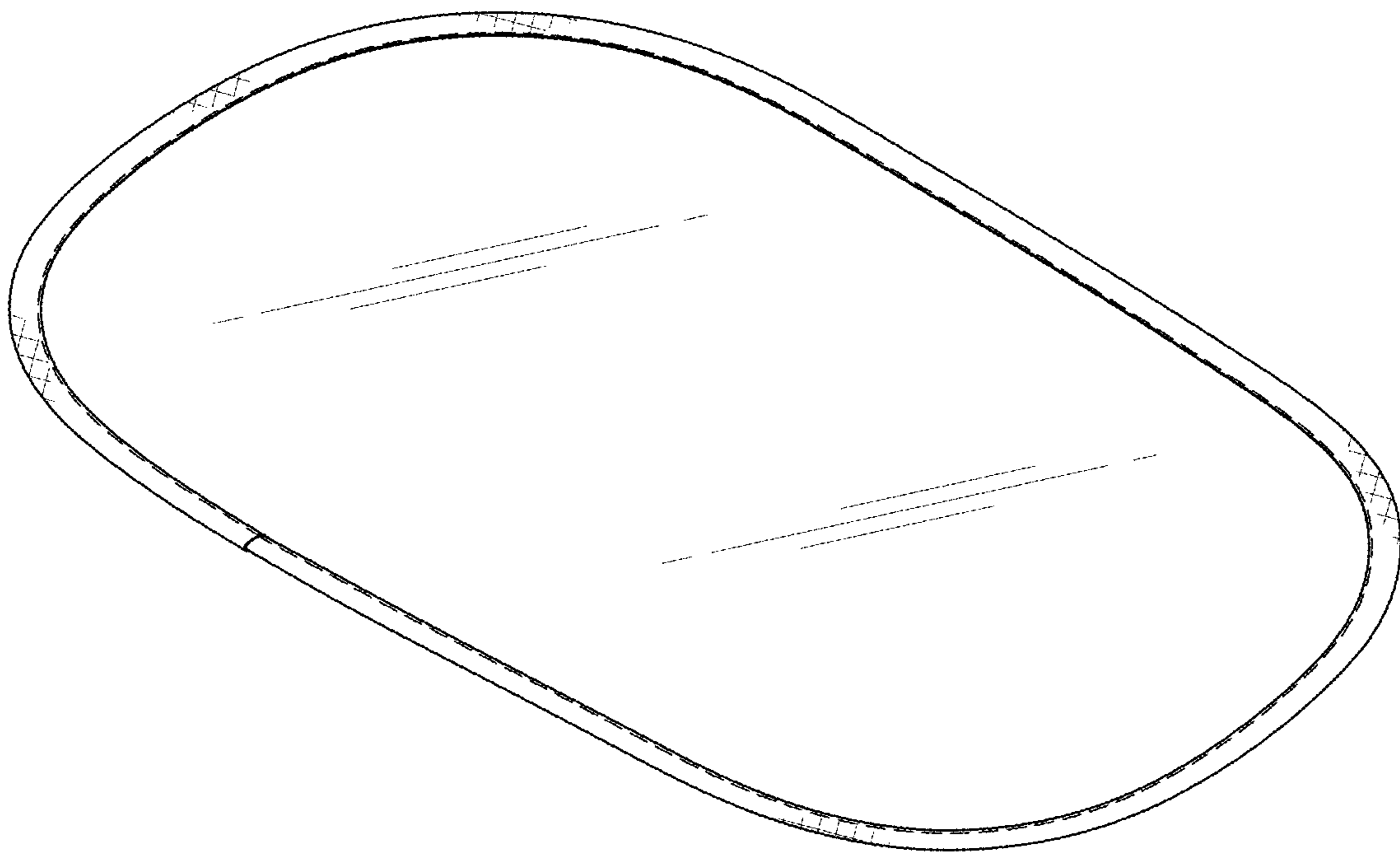


FIG. 1

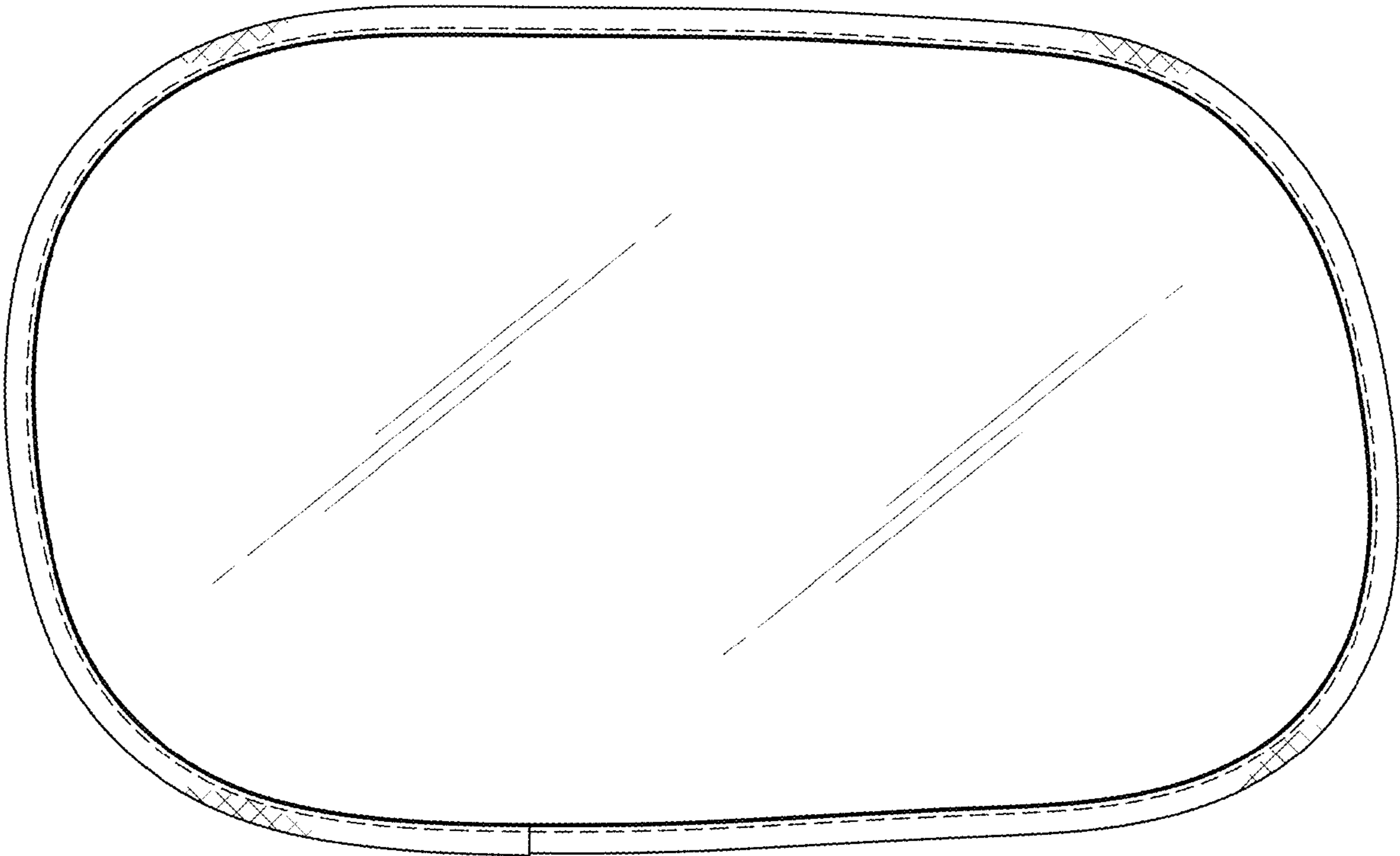


FIG. 2

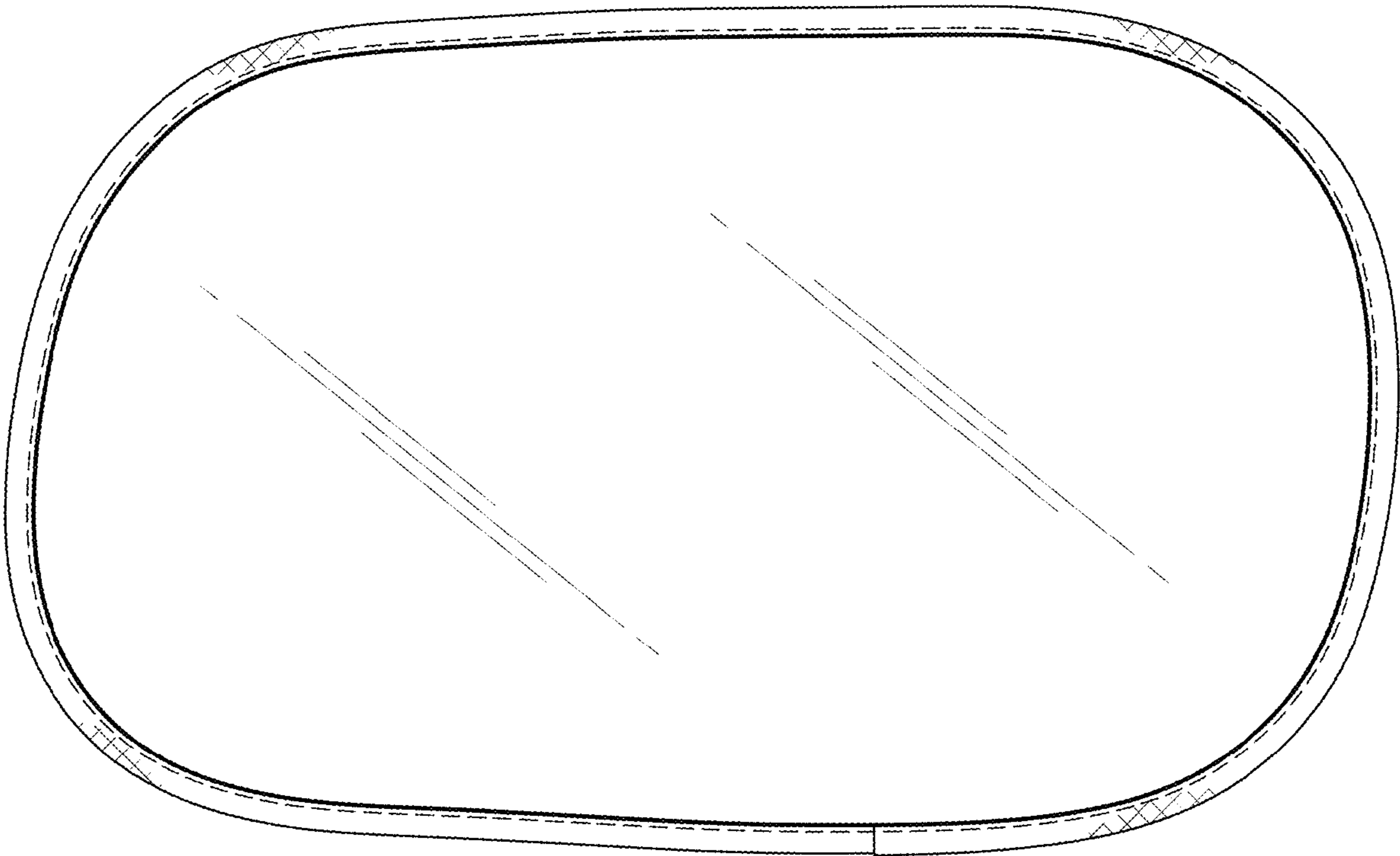


FIG. 3



FIG. 4

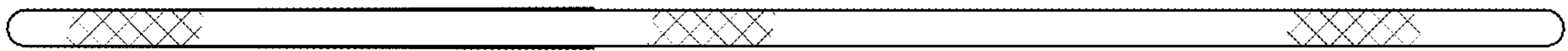


FIG. 5

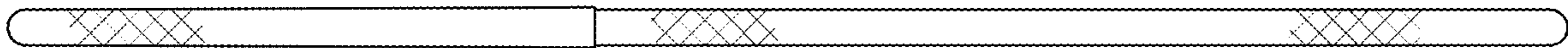


FIG. 6