



US00D972465S

(12) **United States Design Patent** (10) **Patent No.:** **US D972,465 S**  
**Akçay** (45) **Date of Patent:** **\*\* Dec. 13, 2022**

(54) **VEHICLE BUMPER UNIT**  
(71) Applicant: **VOLKSWAGEN AKTIENGESELLSCHAFT, Wolfsburg (DE)**  
(72) Inventor: **Cihan Akçay, Wolfsburg (DE)**  
(73) Assignee: **VOLKSWAGEN AKTIENGESELLSCHAFT, Wolfsburg (DE)**  
(\*\*) Term: **15 Years**

D855,502 S \* 8/2019 Behmer ..... D12/163  
D877,668 S \* 3/2020 Bucher ..... D12/169  
D885,994 S \* 6/2020 Metros ..... D12/163  
D887,317 S \* 6/2020 Metros ..... D12/163  
D901,342 S \* 11/2020 Yang ..... D12/163  
D902,093 S \* 11/2020 Behmer ..... D12/163  
D910,503 S \* 2/2021 Battams ..... D12/163  
D911,231 S \* 2/2021 Bucher ..... D12/169  
D914,554 S \* 3/2021 Bischoff ..... D12/169  
D915,957 S \* 4/2021 Bischoff ..... D12/169  
D932,388 S \* 10/2021 Montoya Bueloni ..... D12/169  
D932,391 S \* 10/2021 Montoya Bueloni ..... D12/169  
D932,392 S \* 10/2021 Akçay ..... D12/169  
D932,396 S \* 10/2021 Giumentaro ..... D12/169  
D934,751 S \* 11/2021 Taubert ..... D12/169  
D939,401 S \* 12/2021 Becker ..... D12/169

(21) Appl. No.: **29/781,742**  
(22) Filed: **Apr. 30, 2021**  
(30) **Foreign Application Priority Data**

\* cited by examiner

*Primary Examiner* — Melody N Brown  
(74) *Attorney, Agent, or Firm* — Lucas & Mercanti, LLP;  
Klaus P. Stoffel

Dec. 1, 2020 (WO) ..... WIPO99896  
(51) **LOC (13) Cl.** ..... **12-16**  
(52) **U.S. Cl.**  
USPC ..... **D12/169**  
(58) **Field of Classification Search**  
USPC ..... D12/169, 196, 86, 90-92, 163, 190, 98,  
D12/164; 293/102, 113, 115, 117, 120,  
293/193.11; 296/180.1, 180.2  
CPC ..... B60R 19/02; B60R 19/04; B62D 25/08  
See application file for complete search history.

(57) **CLAIM**

The ornamental design for a vehicle bumper unit, as shown and described.

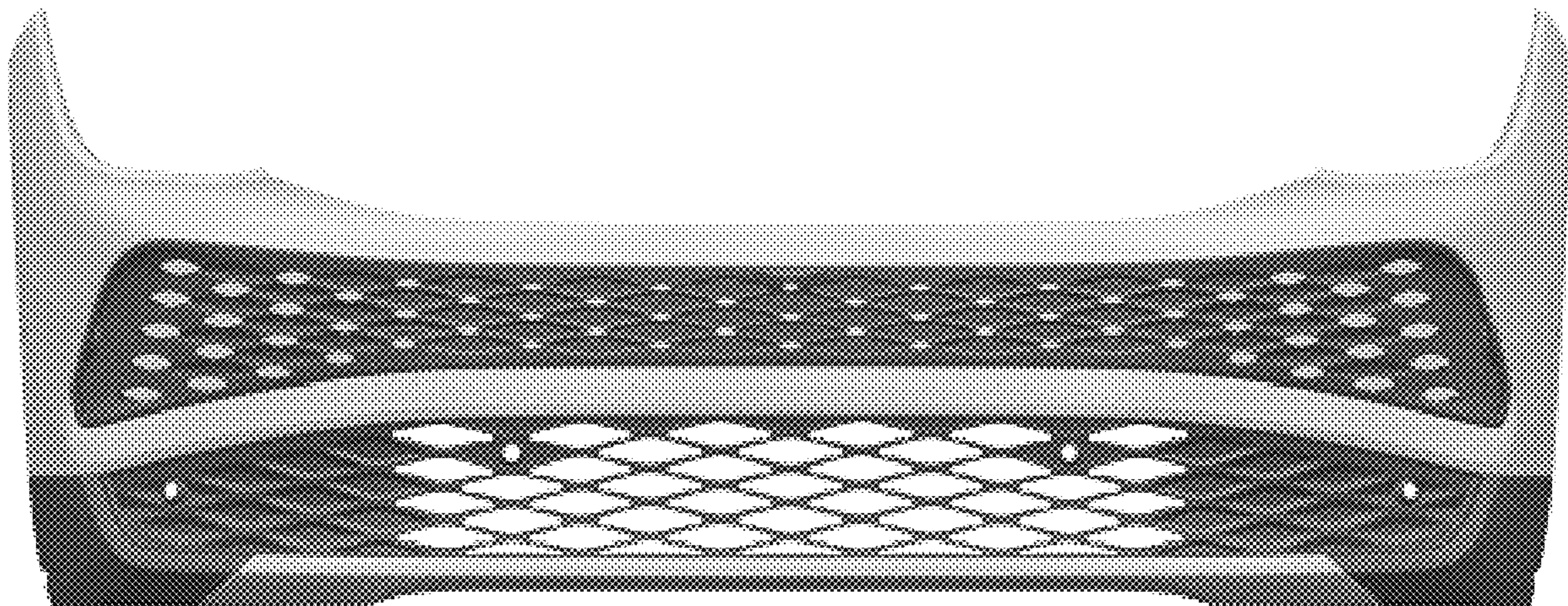
(56) **References Cited**  
U.S. PATENT DOCUMENTS


**DESCRIPTION**

FIG. 1 is a front and left side perspective view of a vehicle bumper unit showing my new design;  
FIG. 2 is a rear and right side perspective view thereof;  
FIG. 3 is a front view thereof;  
FIG. 4 is a rear view thereof;  
FIG. 5 is a left side view thereof;  
FIG. 6 is a right side view thereof;  
FIG. 7 is a bottom view thereof; and,  
FIG. 8 is a top view thereof.

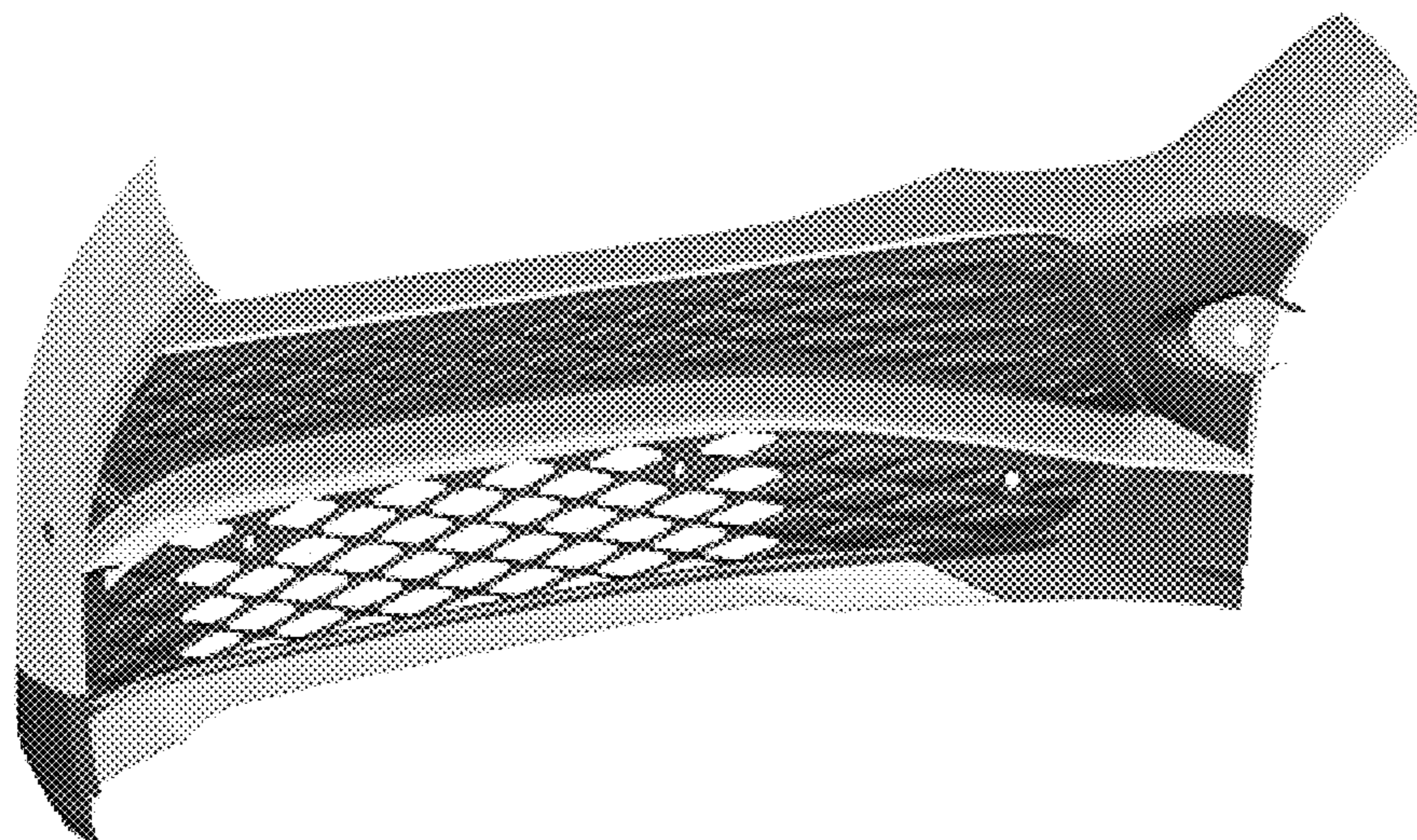
D600,602 S \* 9/2009 Endoh ..... D12/169  
D664,904 S \* 8/2012 Koyama ..... D12/169  
D708,997 S \* 7/2014 Koizumi ..... D12/169  
D736,683 S \* 8/2015 Glover ..... D12/169

**1 Claim, 4 Drawing Sheets**

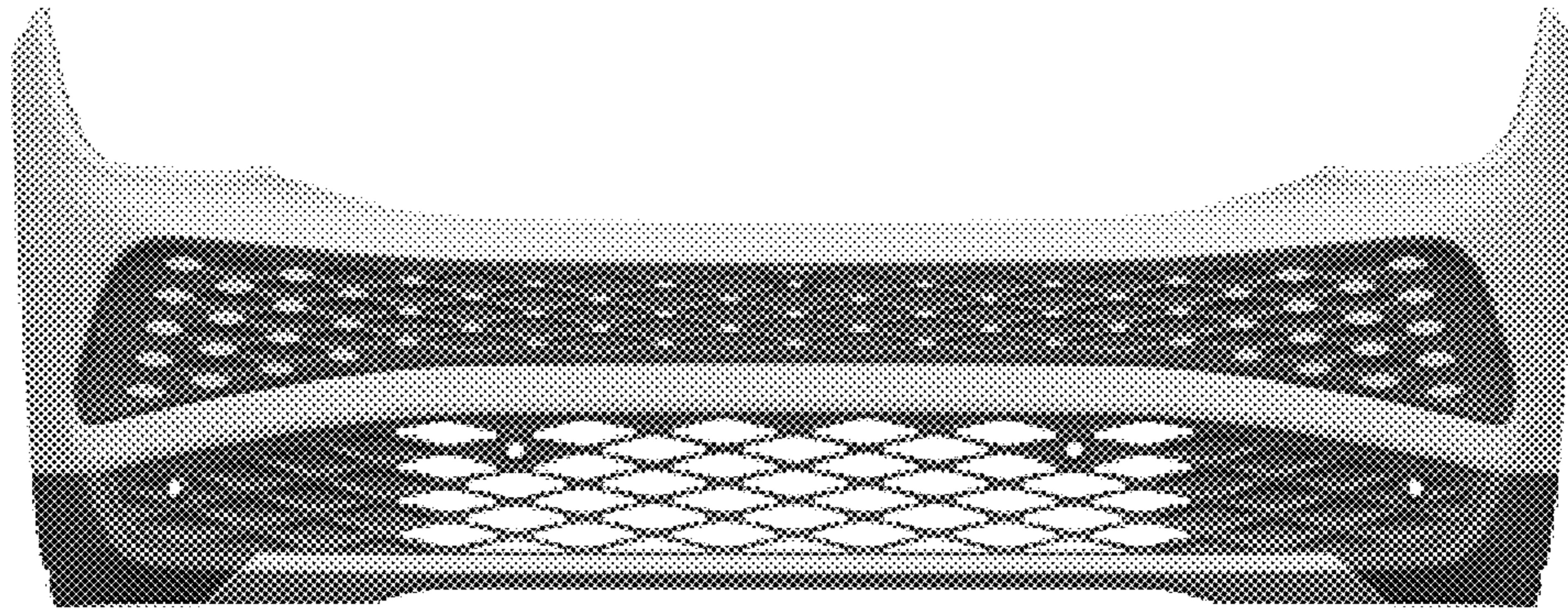




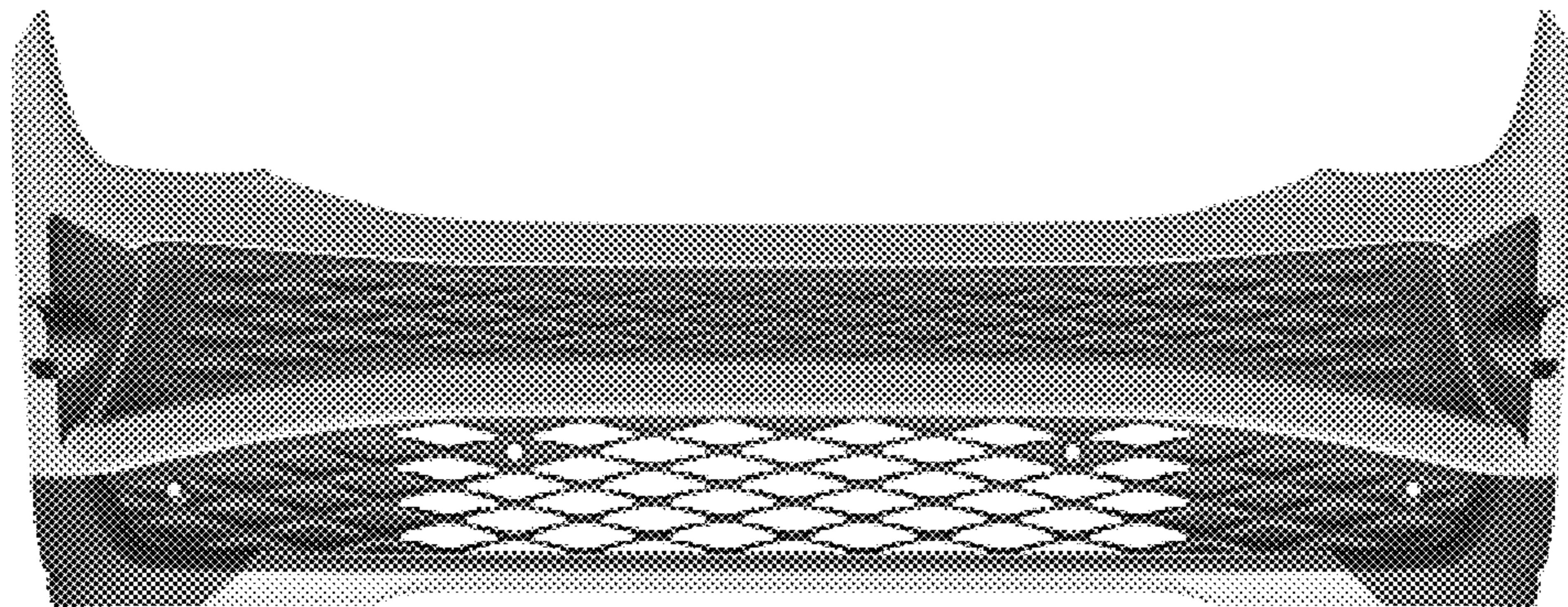
**Fig. 1**




**Fig. 2**




**Fig. 3**




**Fig. 4**




**Fig. 5**



**Fig. 6**



**Fig. 7**



**Fig. 8**