



US00D972464S

(12) **United States Design Patent** (10) **Patent No.:** **US D972,464 S**
Akçay (45) **Date of Patent:** **** Dec. 13, 2022**

(54) **VEHICLE BUMPER**
(71) Applicant: **VOLKSWAGEN AKTIENGESELLSCHAFT, Wolfsburg (DE)**
(72) Inventor: **Cihan Akçay, Wolfsburg (DE)**
(73) Assignee: **VOLKSWAGEN AKTIENGESELLSCHAFT, Wolfsburg (DE)**
(**) Term: **15 Years**
(21) Appl. No.: **29/781,733**
(22) Filed: **Apr. 30, 2021**
(30) **Foreign Application Priority Data**

Dec. 1, 2020 (WO) WIPO99896

(51) **LOC (13) Cl.** **12-16**

(52) **U.S. Cl.**
USPC **D12/169**

(58) **Field of Classification Search**
USPC D12/169, 196, 86, 90-92, 163, 190, 98, D12/164; 293/102, 113, 115, 117, 120, 293/193.11; 296/180.1, 180.2
CPC B60R 19/02; B60R 19/04; B62D 25/08
See application file for complete search history.

(56) **References Cited**

U.S. PATENT DOCUMENTS

D600,602 S * 9/2009 Endoh D12/169
D664,904 S * 8/2012 Koyama D12/169
D708,997 S * 7/2014 Koizumi D12/169
D736,683 S * 8/2015 Glover D12/169

D855,502 S * 8/2019 Behmer D12/163
D877,668 S * 3/2020 Bucher D12/169
D885,994 S * 6/2020 Metros D12/163
D887,317 S * 6/2020 Metros D12/163
D901,342 S * 11/2020 Yang D12/163
D902,093 S * 11/2020 Behmer D12/163
D910,503 S * 2/2021 Battams D12/163
D911,231 S * 2/2021 Bucher D12/169
D914,554 S * 3/2021 Bischoff D12/169
D915,957 S * 4/2021 Bischoff D12/169
D932,388 S * 10/2021 Montoya Bueloni D12/169
D932,391 S * 10/2021 Montoya Bueloni D12/169
D932,392 S * 10/2021 Akçay D12/169
D932,396 S * 10/2021 Giumentaro D12/169
D934,751 S * 11/2021 Taubert D12/169
D939,401 S * 12/2021 Becker D12/169
D958,021 S * 7/2022 Pena D12/169

* cited by examiner

Primary Examiner — Melody N Brown

(74) *Attorney, Agent, or Firm* — Lucas & Mercanti, LLP; Klaus P. Stoffel

(57) **CLAIM**

The ornamental design for a vehicle bumper, as shown and described.

DESCRIPTION

FIG. 1 is a front and left side perspective view of a vehicle bumper showing my new design;
FIG. 2 is a rear and right side perspective view thereof;
FIG. 3 is a front view thereof;
FIG. 4 is a rear view thereof;
FIG. 5 is a left side view thereof;
FIG. 6 is a right side view thereof;
FIG. 7 is a bottom view thereof; and,
FIG. 8 is a top view thereof.

1 Claim, 4 Drawing Sheets






Fig. 1




Fig. 2

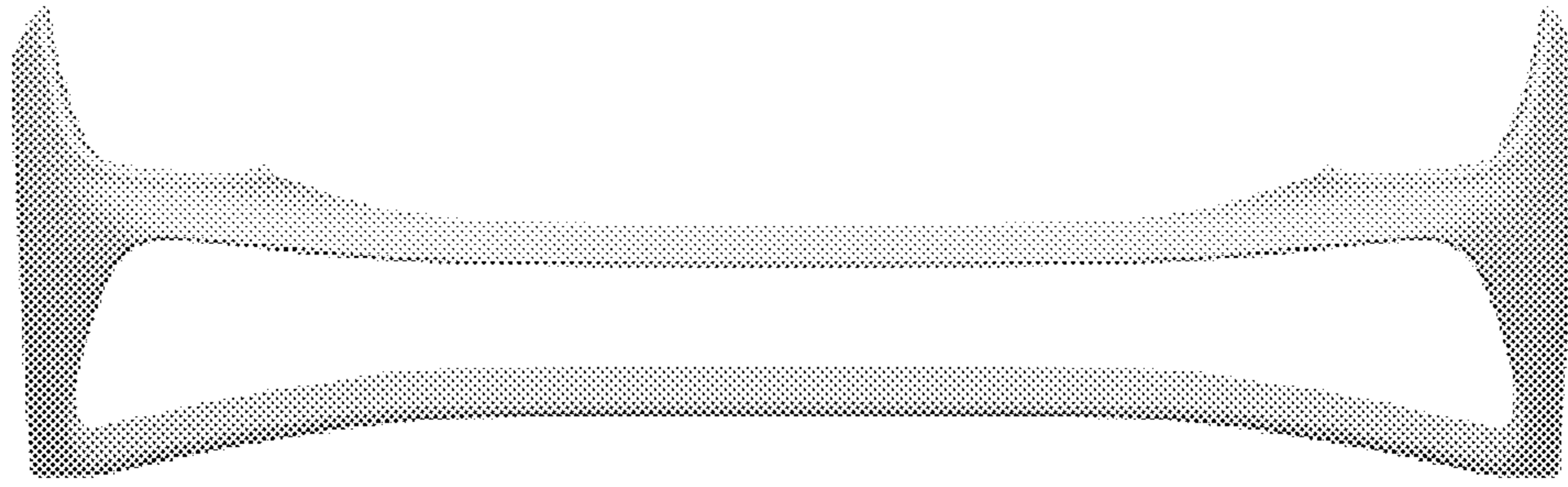


Fig. 3



Fig. 4

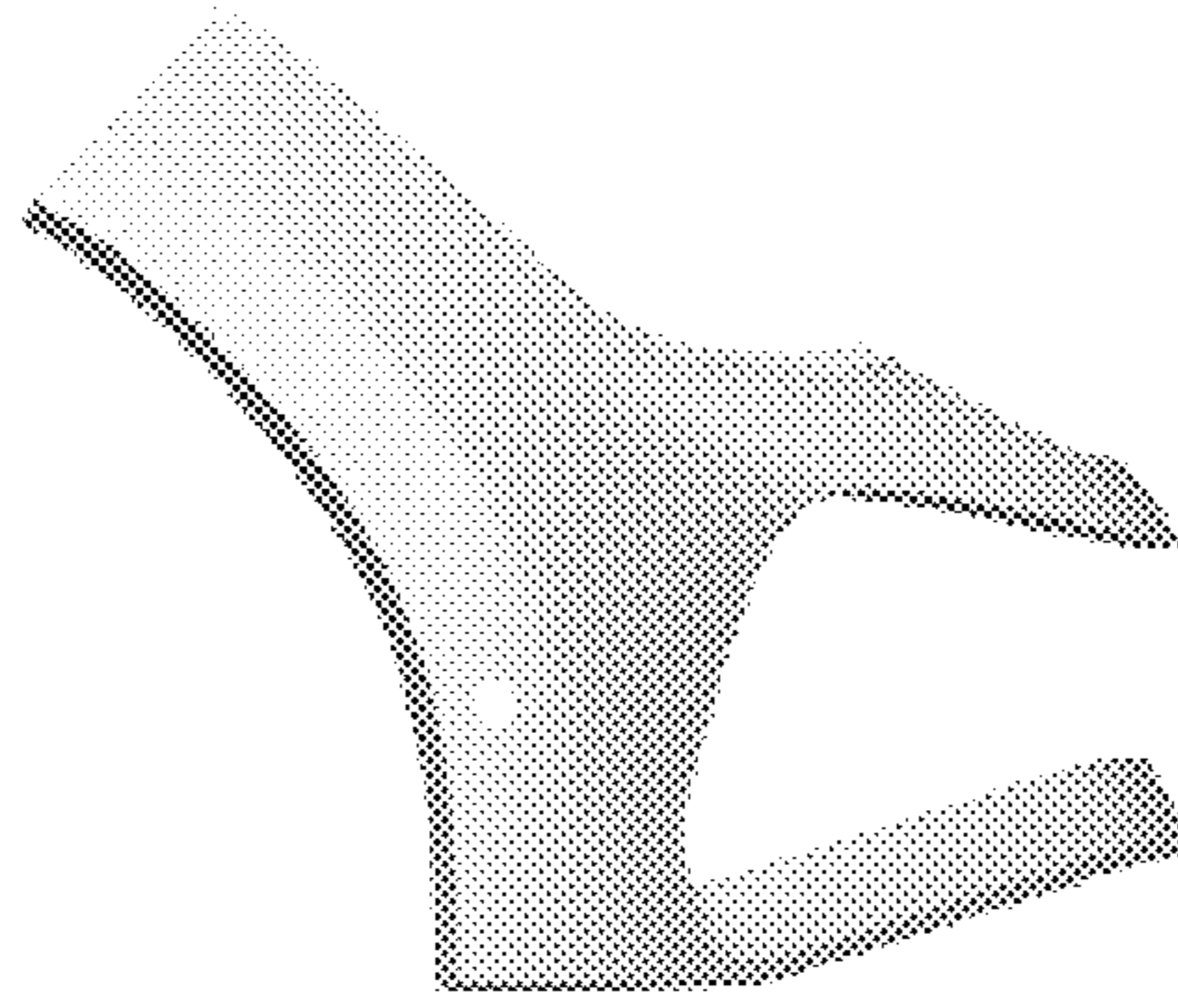


Fig. 5




Fig. 6




Fig. 7




Fig. 8