



US00D972444S

(12) **United States Design Patent** (10) **Patent No.:** **US D972,444 S**
Yatsugi-Kang (45) **Date of Patent:** **** Dec. 13, 2022**

(54) **RING**

(71) Applicant: **Harry Winston SA**, Plan-les-Ouates (CH)

(72) Inventor: **Rie Yatsugi-Kang**, New York, NY (US)

(73) Assignee: **Harry Winston SA**, Plan-les-Ouates (CH)

(**) Term: **15 Years**

(21) Appl. No.: **29/798,877**

(22) Filed: **Jul. 12, 2021**

(30) **Foreign Application Priority Data**

Jan. 21, 2021 (WO) WIPO101186

(51) **LOC (13) Cl.** **11-01**

(52) **U.S. Cl.**
USPC **D11/34**

(58) **Field of Classification Search**
USPC D11/1, 7, 8, 26-39, 79, 91, 92
CPC A44C 9/00; A44C 9/0007; A44C 9/0014;
A44C 9/0023; A44C 9/003; A44C
9/0038; A44C 9/0046; A44C 9/0053;
A44C 9/0061; A44C 9/0069; A44C
9/0076; A44C 9/0084; A44C 9/0092;
A44C 9/02; A44C 17/0258; A44C
17/0266; A44C 17/0275; A44C 17/0283;
A44C 17/02; A44C 17/0208; A44C
17/0216; A44C 17/0225; A44C 17/0233;
A44C 17/0241; A44C 17/025; A44C
17/0288; A44C 17/0291; A44C 1/00;
A44C 15/00; A44C 15/0005; A44C
15/001; A44C 15/005

See application file for complete search history.

(56) **References Cited**

U.S. PATENT DOCUMENTS

2,177,314 A * 10/1939 Von Dachenhausen
A44C 9/0023
63/15.4
D182,205 S * 2/1958 Schreiber D11/35
D327,660 S * 7/1992 Waugh D11/34
D727,200 S * 4/2015 Kwon D11/34
D747,663 S * 1/2016 Yatsugi-Kang D11/34
D747,664 S * 1/2016 Yatsugi-Kang D11/34
D753,530 S * 4/2016 Rivière D11/34
D759,534 S * 6/2016 Riviere D11/34
D780,022 S * 2/2017 Yatsugi-Kang D11/34
D780,023 S * 2/2017 Yatsugi-Kang D11/34
D780,024 S * 2/2017 Yatsugi-Kang D11/34
D780,026 S * 2/2017 Yatsugi-Kang D11/34
D783,441 S * 4/2017 Yatsugi-Kang D11/34
D786,119 S * 5/2017 Huynh G06K 19/07762
D14/344
9,756,909 B1 * 9/2017 Bonner A44C 25/007
D919,471 S * 5/2021 Shah D11/34

(Continued)

OTHER PUBLICATIONS

[Online] <https://mlchicagosocial.com/harry-winston-bridal-couture-engagement-ring-collection-chicago>. Retrieved Aug. 26, 2022.*

Primary Examiner — Melanie Pellegrini
(74) *Attorney, Agent, or Firm* — Blank Rome LLP

(57) **CLAIM**

The ornamental design for a ring, as shown and described.

DESCRIPTION

FIG. 1 is a top view of a ring of my new design;
FIG. 2 is a bottom perspective view thereof;
FIG. 3 is a right side view thereof;
FIG. 4 is a left side view thereof;
FIG. 5 is a front view thereof;

(Continued)



FIG. 6 is a rear view thereof;
FIG. 7 is a top right perspective view thereof; and,
FIG. 8 is a bottom left perspective view thereof.

1 Claim, 8 Drawing Sheets

(56) **References Cited**

U.S. PATENT DOCUMENTS

D934,729	S	*	11/2021	Yatsugi-Kang	D11/42
D942,303	S	*	2/2022	Yatsugi-Kang	D11/34
D945,909	S	*	3/2022	Yatsugi-Kang	D11/34
D945,911	S	*	3/2022	Yatsugi-Kang	D11/34
D945,912	S	*	3/2022	Riviere	D11/34
D946,450	S	*	3/2022	Abdourahim	D11/34
D953,917	S	*	6/2022	Kwon	D11/34
D960,031	S	*	8/2022	Riviere	D11/34
2019/0274400	A1	*	9/2019	Takessian	A44C 17/04

* cited by examiner




FIG. 1




FIG. 2

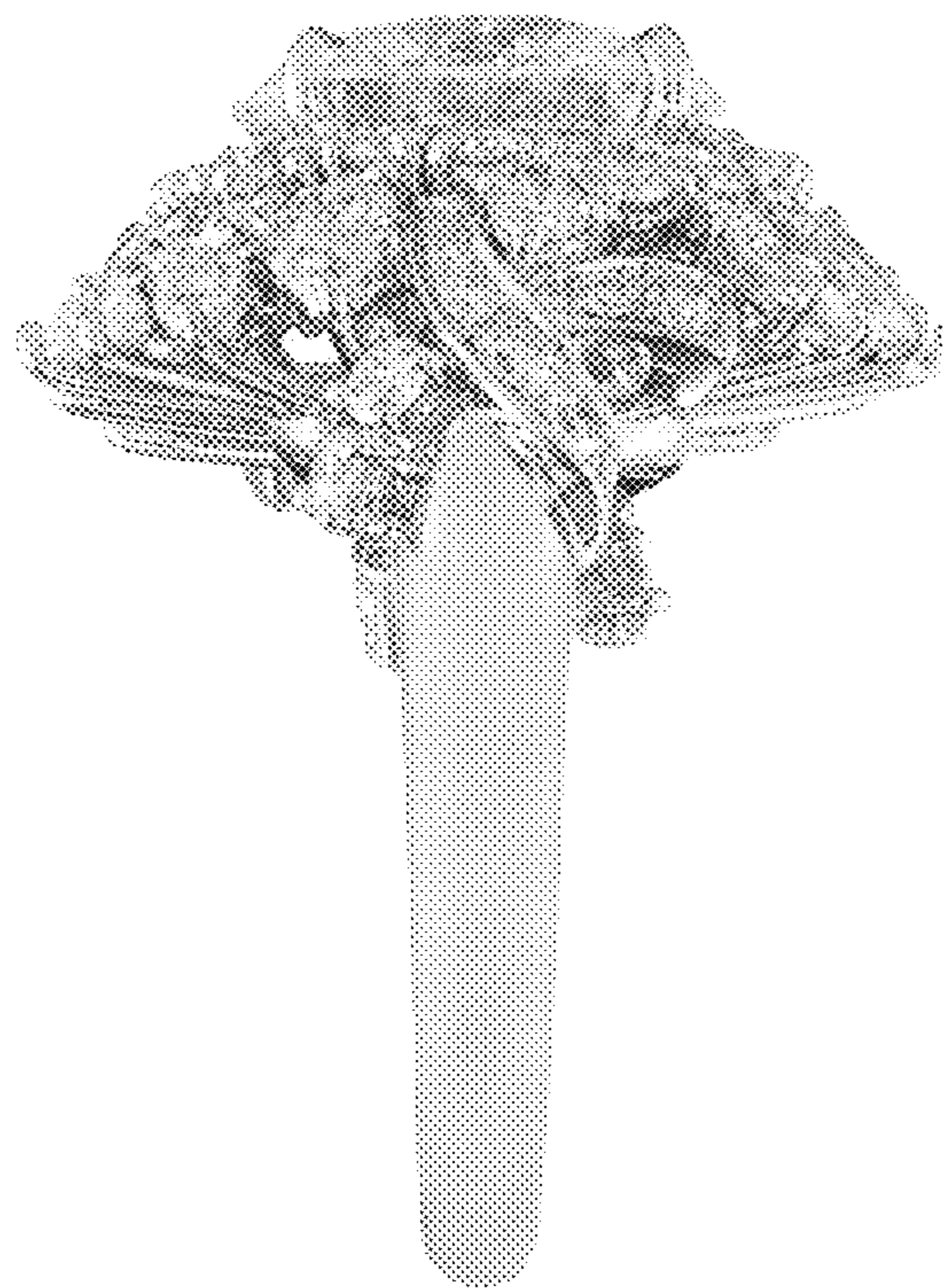


FIG. 3

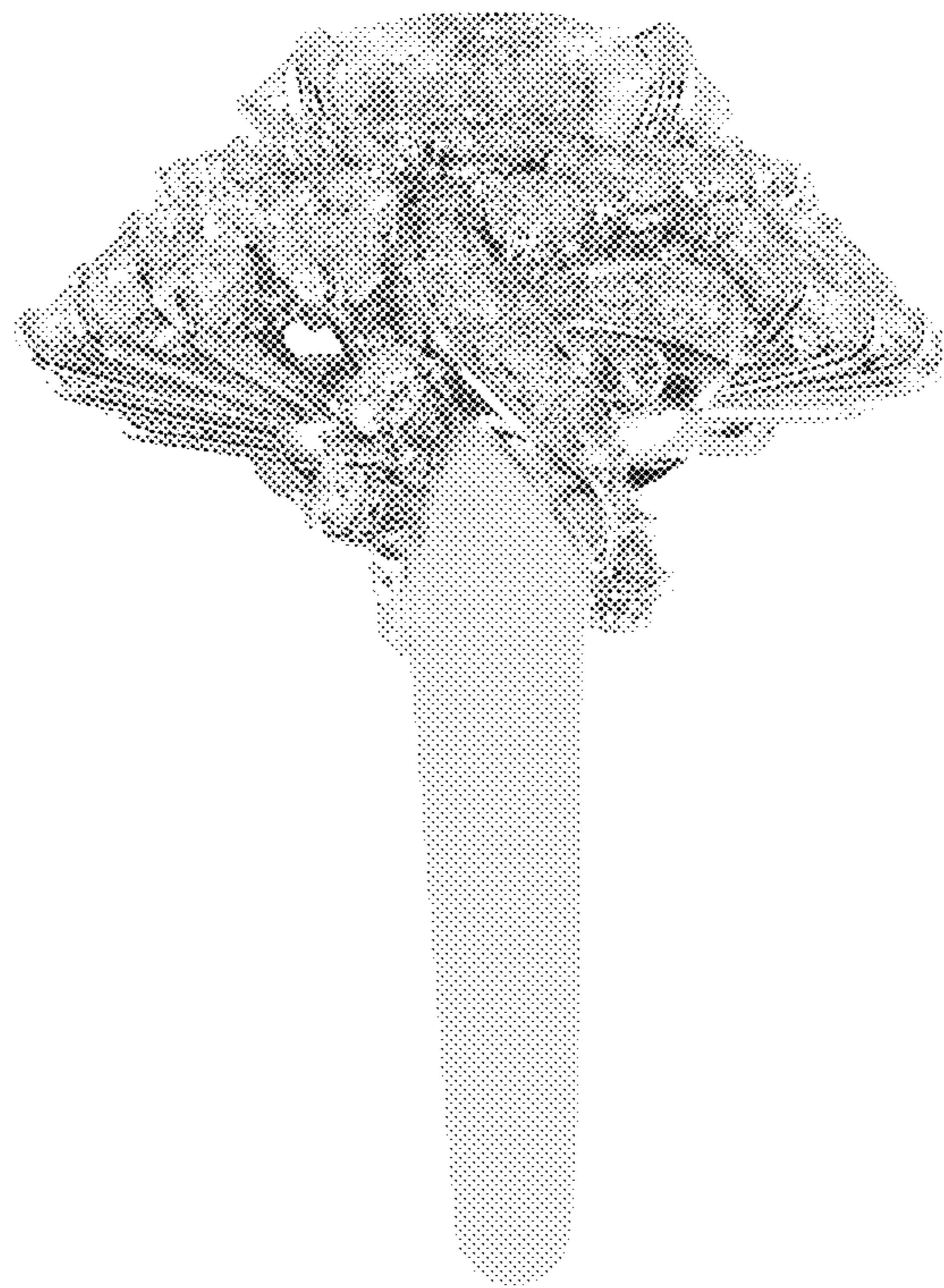


FIG. 4

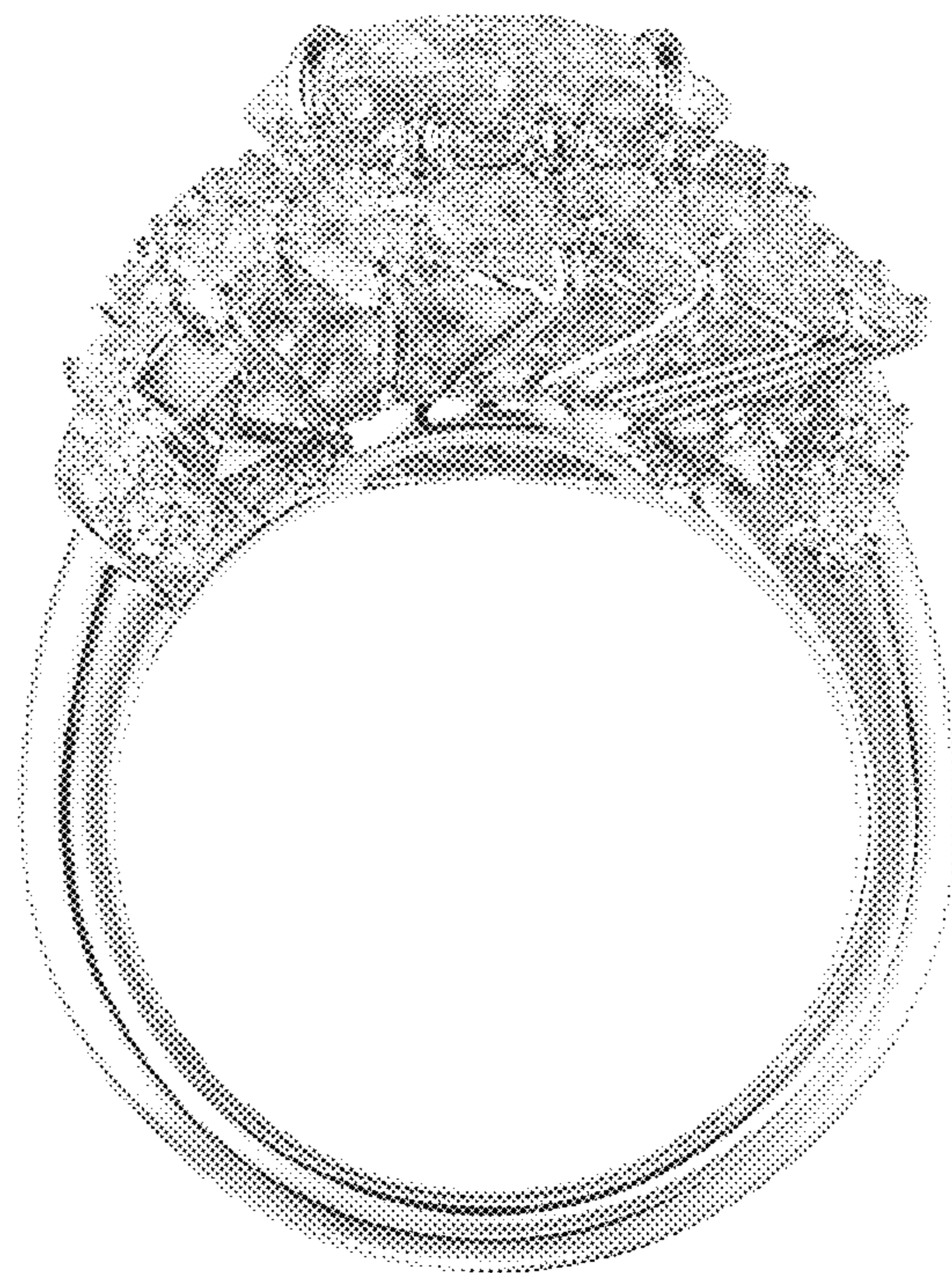


FIG. 5




FIG. 6




FIG. 7



FIG. 8