



US00D972442S

(12) **United States Design Patent** (10) **Patent No.:** **US D972,442 S**
Abdourahim (45) **Date of Patent:** **** Dec. 13, 2022**

(54) **RING**

(71) Applicant: **Harry Winston SA**, Plan-les-Ouates (CH)
(72) Inventor: **Delphine Abdourahim**, New York, NY (US)
(73) Assignee: **Harry Winston SA**, Plan-les-Ouates (CH)
(**) Term: **15 Years**
(21) Appl. No.: **29/795,978**
(22) Filed: **Jun. 22, 2021**

(30) **Foreign Application Priority Data**

Dec. 28, 2020 (WO) WIPO100582

(51) **LOC (13) Cl.** **11-01**

(52) **U.S. Cl.**
USPC **D11/34**

(58) **Field of Classification Search**

USPC D11/1, 7, 8, 26-39, 79, 91, 92
CPC A44C 9/00; A44C 9/0007; A44C 9/0014;
A44C 9/0023; A44C 9/003; A44C 9/0038;
A44C 9/0046; A44C 9/0053; A44C 9/0061;
A44C 9/0069; A44C 9/0076; A44C 9/0084;
A44C 9/0092; A44C 9/02; A44C 17/0258; A44C 17/0266;
A44C 17/0275; A44C 17/0283; A44C 17/02;
A44C 17/0208; A44C 17/0216; A44C 17/0225;
A44C 17/0233; A44C 17/0241; A44C 17/025;
A44C 17/0288; A44C 17/0291; A44C 1/00;
A44C 15/00; A44C 15/0005; A44C 15/001;
A44C 15/005

See application file for complete search history.

(56) **References Cited**

U.S. PATENT DOCUMENTS

D248,286 S *	6/1978	Barr	D11/33
D270,045 S *	8/1983	Chaumont	D11/36
D439,863 S *	4/2001	Cabarbaye	D11/26
D494,883 S *	8/2004	Pachachi	D11/33
D780,024 S *	2/2017	Yatsugi-Kang	D11/34
D780,027 S *	2/2017	Stern	D11/34
D822,532 S *	7/2018	Stern	D11/40
D828,211 S *	9/2018	Galli	D11/33
D828,212 S *	9/2018	Riviere	D11/34
D843,873 S *	3/2019	Hardy	D11/26
D954,589 S *	6/2022	Kwon	D11/34
D961,442 S *	8/2022	Yatsugi-Kang	D11/34
D961,444 S *	8/2022	Yatsugi-Kang	D11/34

OTHER PUBLICATIONS

[Online] <https://www.katerinaperez.com/articles/harry-winston-all-about-love-jewellery-collection-passion-for-bright-coloured-gemstones>. Posted online Aug. 18, 2021, Retrieved Sep. 9, 2022.*

* cited by examiner

Primary Examiner — Melanie Pellegrini

(74) *Attorney, Agent, or Firm* — Blank Rome LLP


(57) **CLAIM**

The ornamental design for a ring, as shown and described.

DESCRIPTION

FIG. 1 is a top view of a ring of my new design;
FIG. 2 is a bottom perspective view thereof;
FIG. 3 is a right side view thereof;
FIG. 4 is a left side view thereof;
FIG. 5 is a front view thereof;
FIG. 6 is a rear view thereof;
FIG. 7 is a top right perspective view thereof; and,
FIG. 8 is a bottom left perspective view thereof.

1 Claim, 8 Drawing Sheets






FIG. 1




FIG. 2

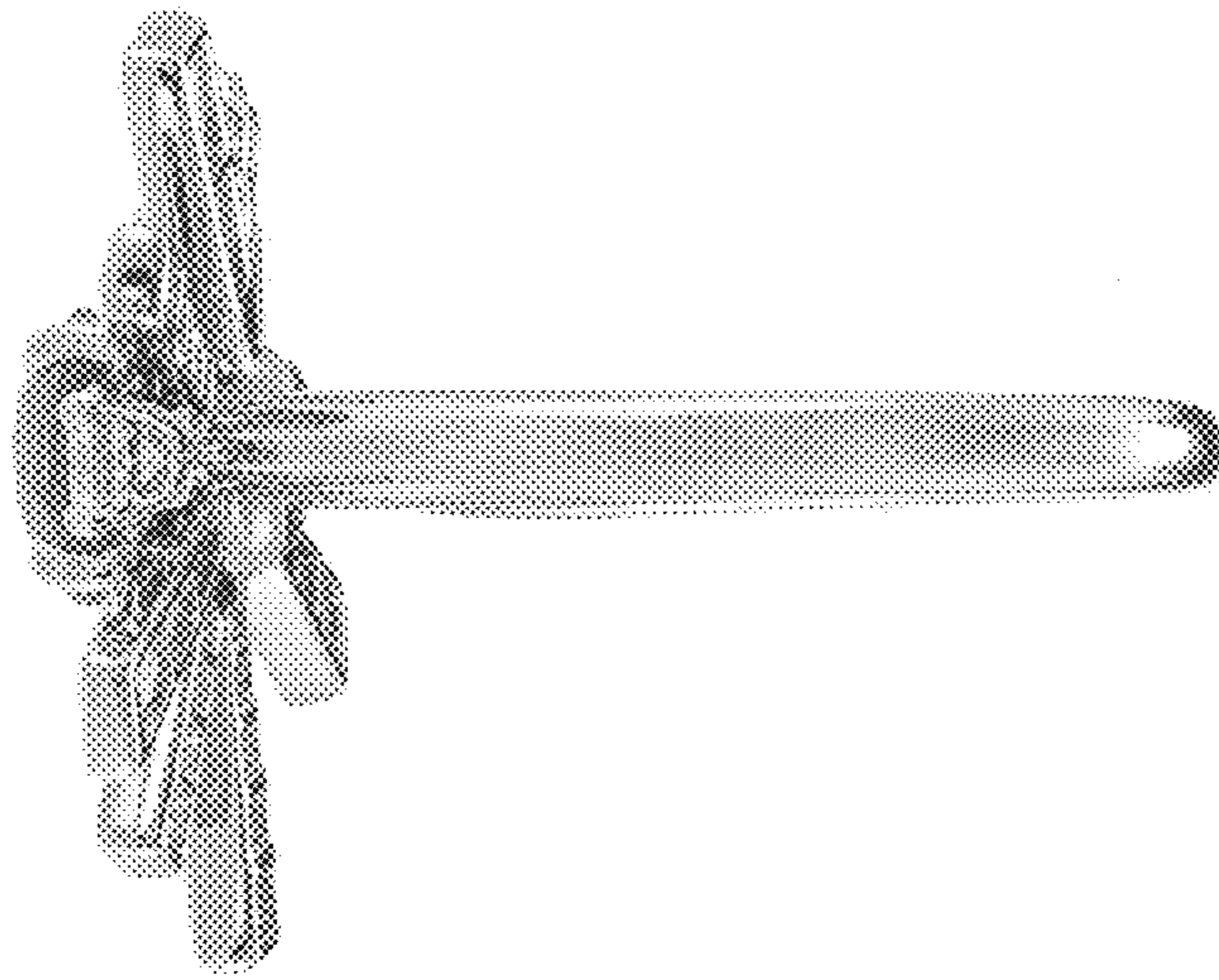


FIG. 3

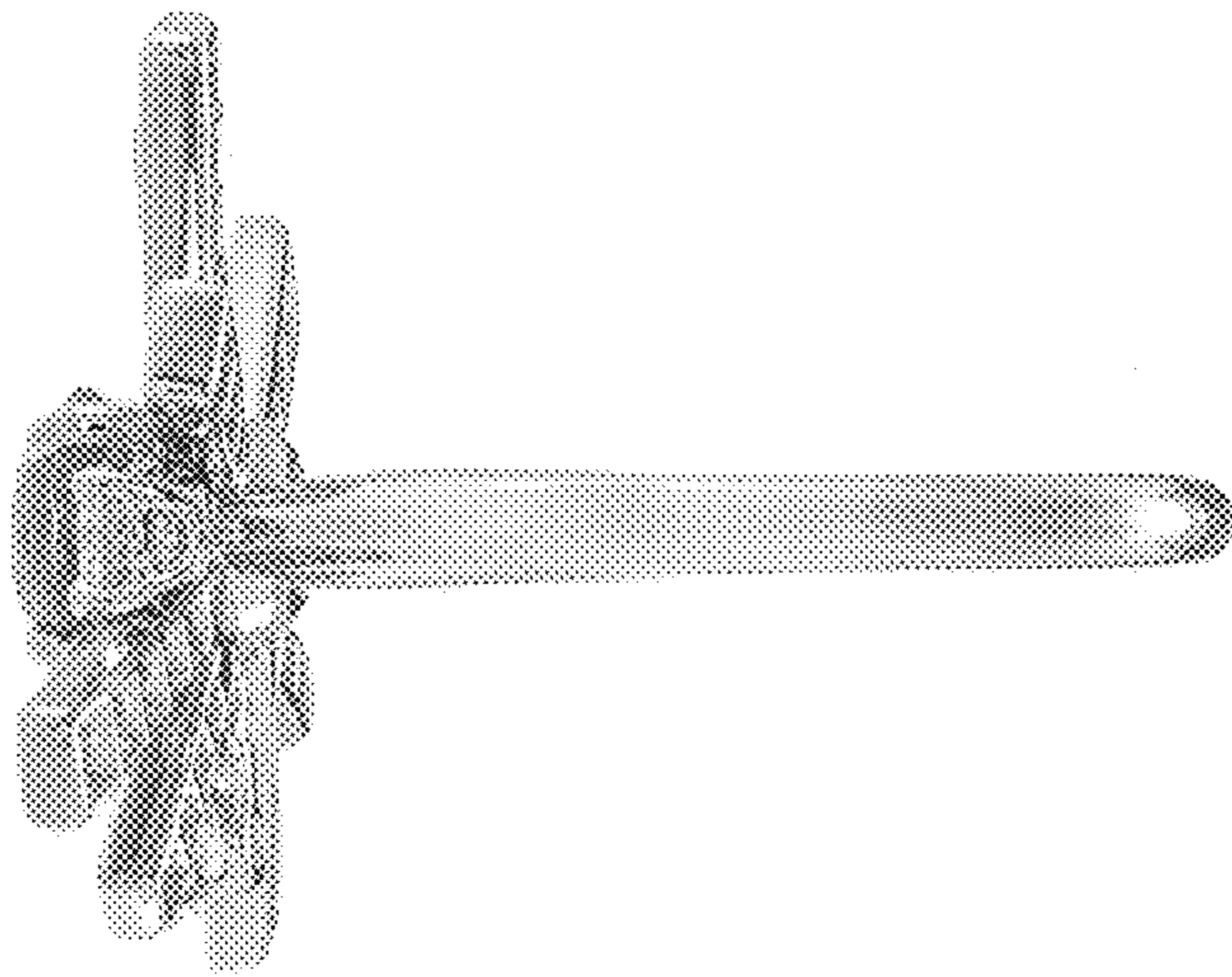


FIG. 4

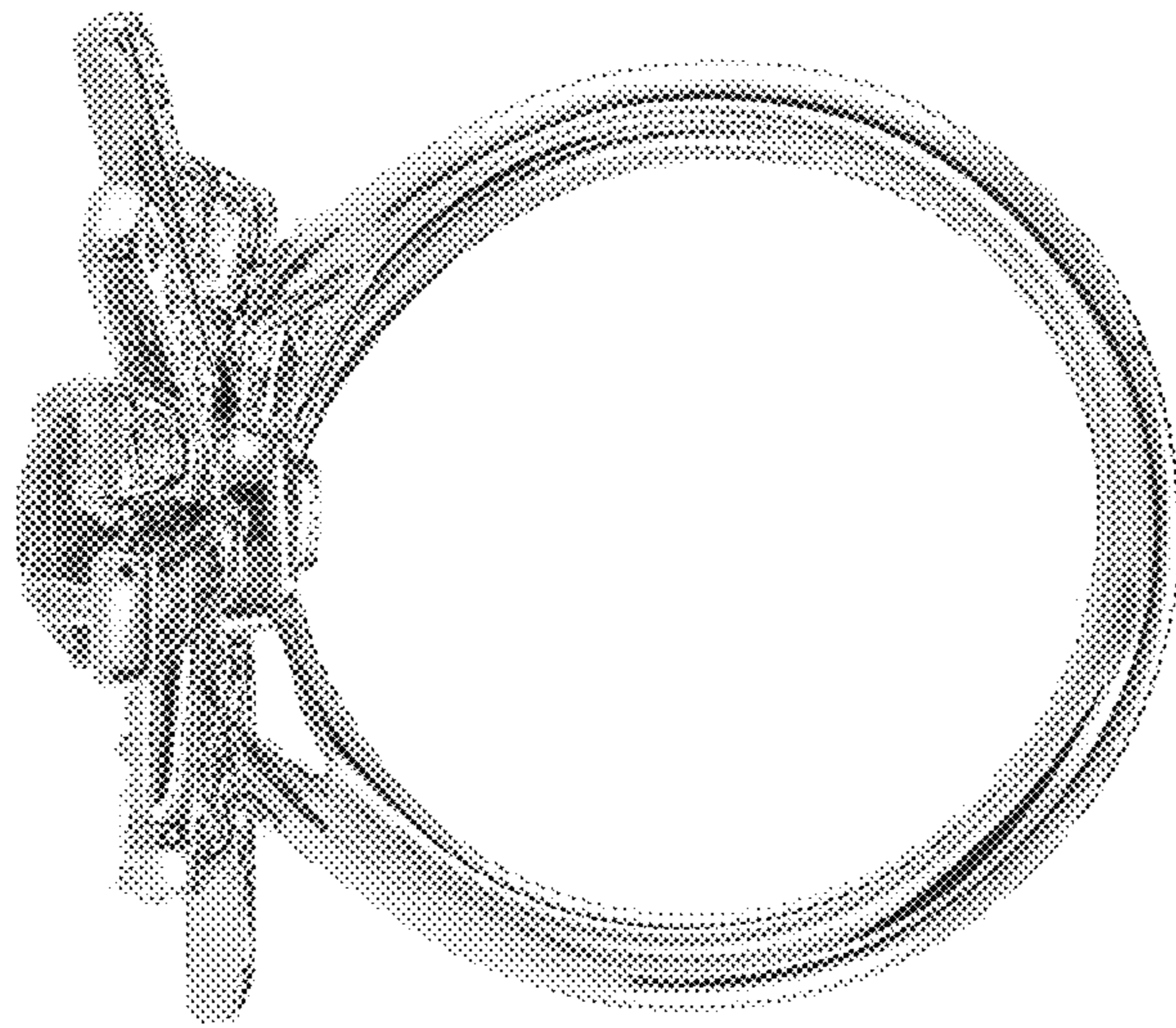


FIG. 5

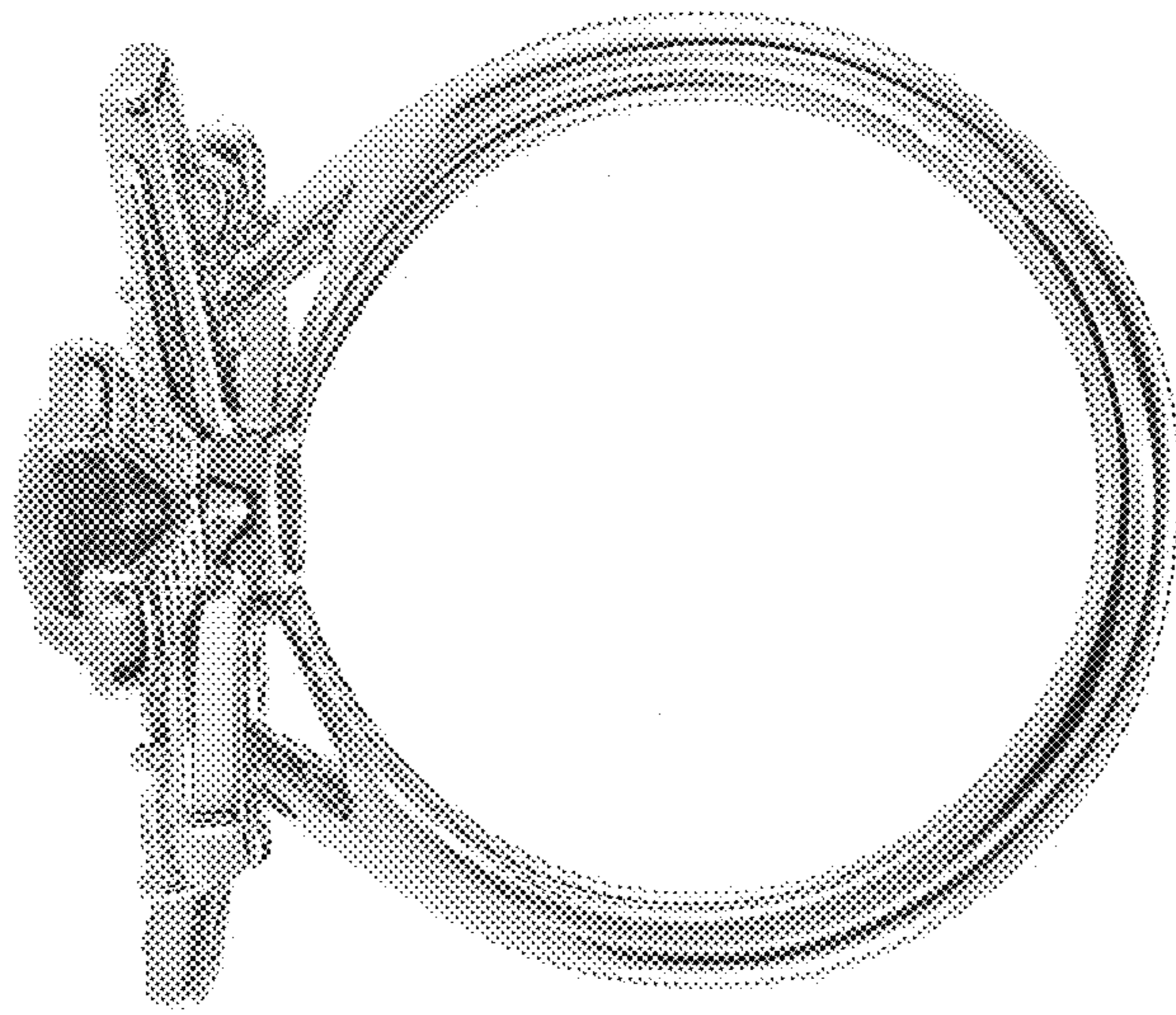


FIG. 6




FIG. 7




FIG. 8