



US00D972434S

(12) **United States Design Patent**
Churchill et al.

(10) **Patent No.:** **US D972,434 S**

(45) **Date of Patent:** **** Dec. 13, 2022**

(54) **BRACELET**

(71) Applicant: **Ruvido Designs LLC**, Columbus, OH (US)

(72) Inventors: **Owen Churchill**, Columbus, OH (US);
Nathan Scott, Columbus, OH (US)

(**) Term: **15 Years**

(21) Appl. No.: **29/762,541**

(22) Filed: **Dec. 17, 2020**

(51) **LOC (13) Cl.** **11-01**

(52) **U.S. Cl.**
USPC **D11/4**

(58) **Field of Classification Search**
USPC D11/1-8, 8-12, 13-23, 26-30
CPC A44C 9/00
See application file for complete search history.

(56) **References Cited**

U.S. PATENT DOCUMENTS

D39,035 S *	1/1908	Mitchell	D11/5
D57,991 S *	5/1921	Palliser	D11/5
D68,195 S *	9/1925	De Soria	D11/5
D119,192 S *	2/1940	Welling	D11/5
D128,297 S *	7/1941	Healy	D11/5
D161,046 S *	11/1950	Philippe	D11/5
D161,048 S *	11/1950	Philippe	D11/5
D190,753 S *	6/1961	Bräuchi	D11/5
D301,559 S *	6/1989	Wood	D11/32
5,188,679 A *	2/1993	Kretchmer	A44C 9/00 63/26
D339,082 S *	9/1993	Bulgari	D11/4
D371,980 S *	7/1996	Gardner	D11/4
D435,228 S *	12/2000	Hegarty	D11/27
D447,436 S *	9/2001	Park	D11/4
D482,982 S *	12/2003	McAnally	D11/4
D505,633 S *	5/2005	Hardy	D11/26
D535,209 S *	1/2007	Arlanda	D11/27
D606,886 S *	12/2009	Bulgari	D10/34
D678,801 S *	3/2013	Takahashi	D11/37

D691,506 S *	10/2013	Hardy	D11/27
D722,519 S *	2/2015	Marchand	D11/44
D722,520 S *	2/2015	Marchand	D11/44
D759,529 S *	6/2016	Mesica	D11/5
D778,762 S *	2/2017	Hardy	D11/5
D780,013 S *	2/2017	Silvestri	D11/28
D786,116 S *	5/2017	Thor	D11/4
D788,628 S *	6/2017	Marchand	D11/5
D788,629 S *	6/2017	Marchand	D11/5

(Continued)

FOREIGN PATENT DOCUMENTS

GB 6195669 * 3/2022

OTHER PUBLICATIONS

The Member—Men—Ruvido pp. 1-7 2020 <https://shopruvido.com/products/mens-golf-silver-cuff-bracelet-the-country-club?> (Year: 2020).*

Primary Examiner — Kevin K Rudzinski

Assistant Examiner — Evans David Delesline

(74) *Attorney, Agent, or Firm* — Ronald J Koch

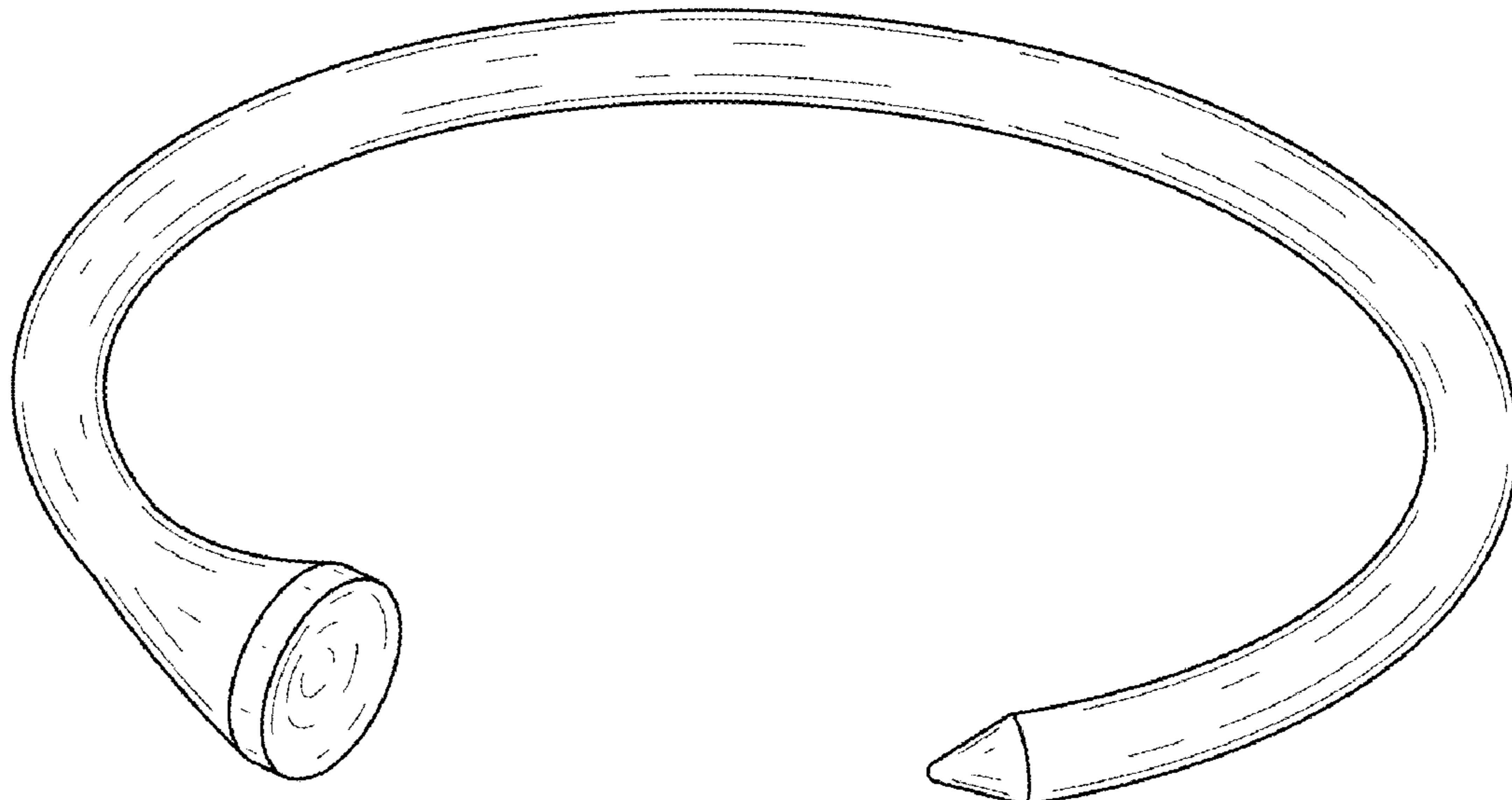
(57) **CLAIM**

The ornamental design for a bracelet, as shown and described.

DESCRIPTION

FIG. 1 is a front top perspective view of a bracelet;
FIG. 2 is a rear bottom perspective view of the bracelet of FIG. 1;
FIG. 3 is a top plan view of the bracelet of FIG. 1;
FIG. 4 is a bottom view of the bracelet of FIG. 1;
FIG. 5 is a left side elevational view of the bracelet of FIG. 1;
FIG. 6 is a right side elevational view of the bracelet of FIG. 1;
FIG. 7 is a front view of the bracelet of FIG. 1; and,
FIG. 8 is a rear view of the bracelet of FIG. 1.

1 Claim, 3 Drawing Sheets



(56)

References Cited

U.S. PATENT DOCUMENTS

D809,960	S	*	2/2018	Marchand	D11/41
D814,958	S	*	4/2018	Silvestri	D11/4
D815,973	S	*	4/2018	Coin	D11/5
D830,218	S	*	10/2018	Silvestri	D11/27
D834,441	S	*	11/2018	Ashoff	D11/4
D840,861	S	*	2/2019	Lopez Montoya	D11/5
D847,014	S	*	4/2019	Silvestri	D11/28
D884,539	S	*	5/2020	Zhang	D11/4
D908,521	S	*	1/2021	Martinez Gonzalez	D11/4
D924,091	S	*	7/2021	Coin	D11/27
D926,612	S	*	8/2021	Yepez-Patterson	D24/106
D931,133	S	*	9/2021	Sivriere	D11/4
D934,716	S	*	11/2021	Matter	D11/27
D935,339	S	*	11/2021	Uy	D11/5
D937,113	S	*	11/2021	Silvestri	D11/5
D951,126	S	*	5/2022	Li	D11/27
D953,185	S	*	5/2022	Sivriere	D11/4

* cited by examiner

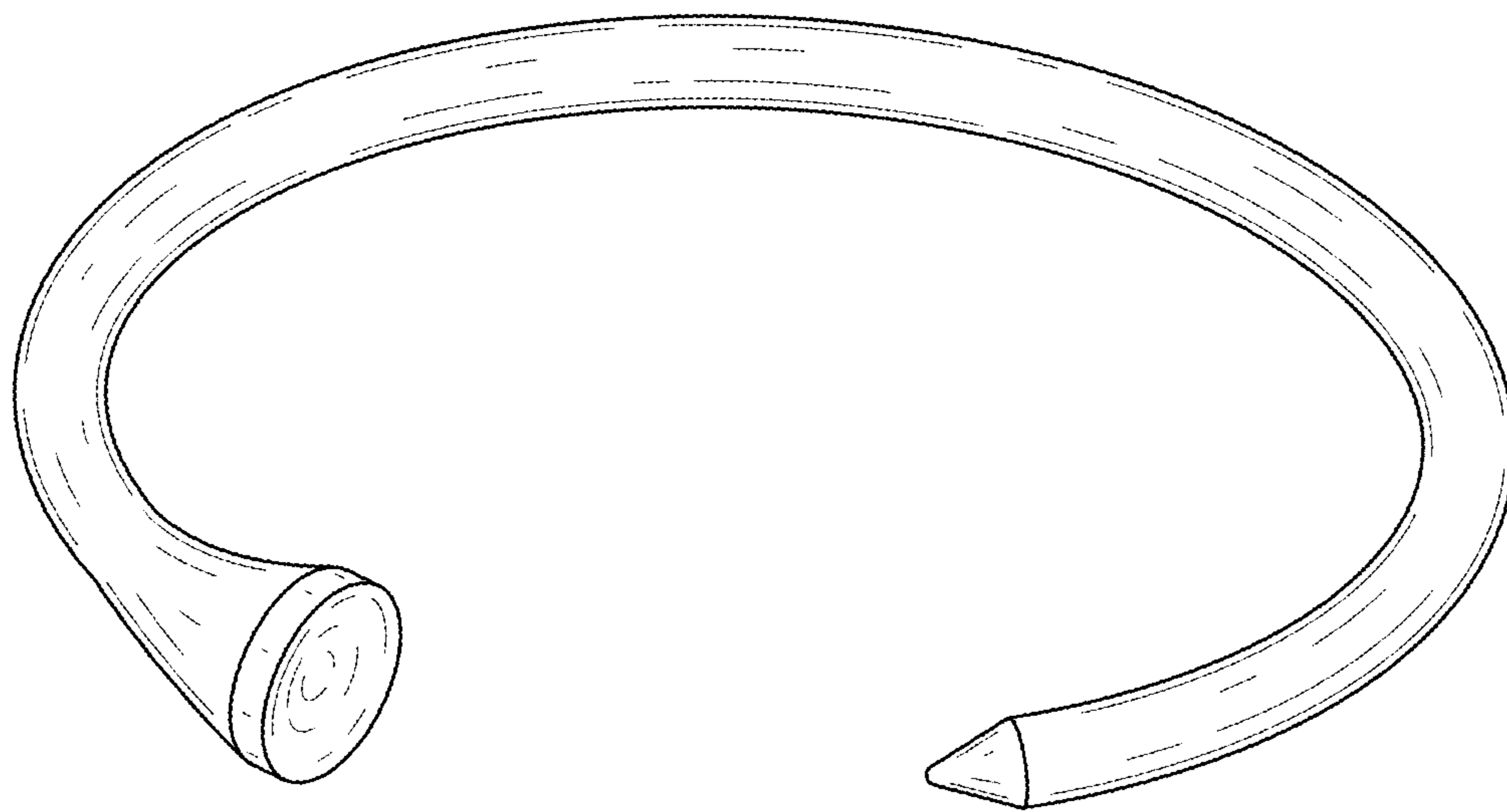


FIG. 1

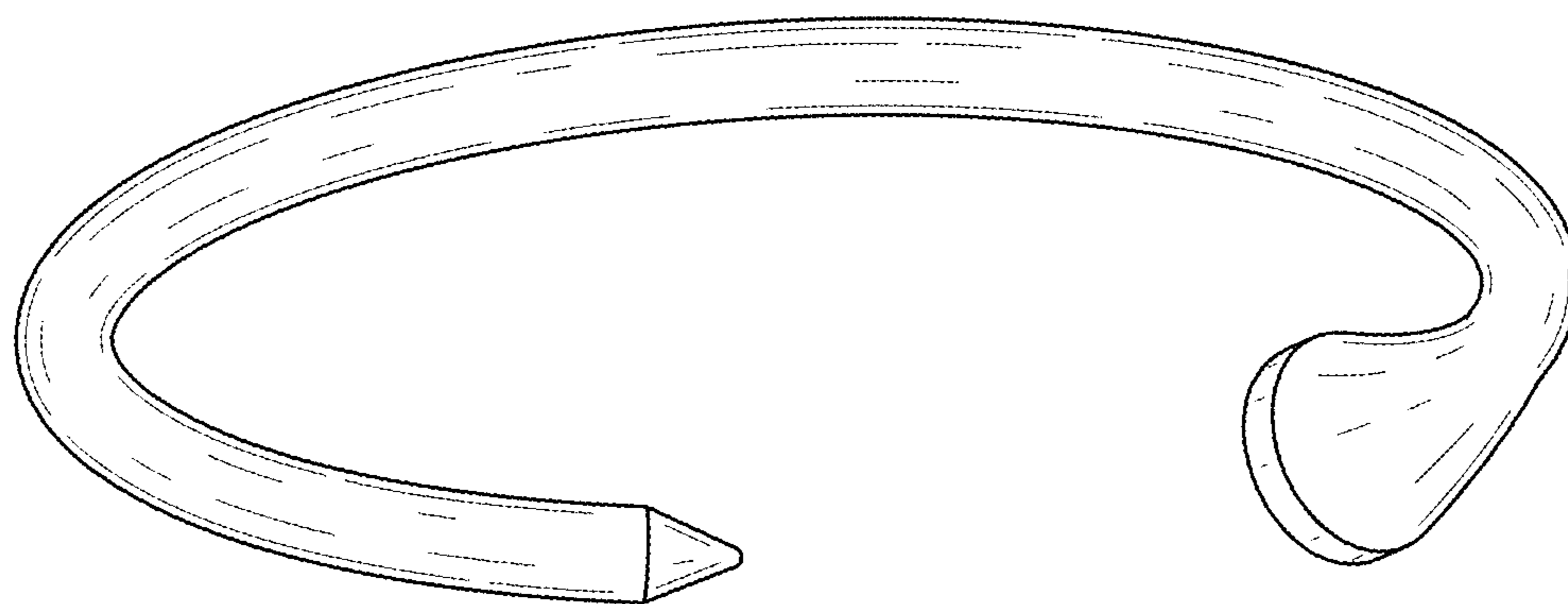


FIG. 2

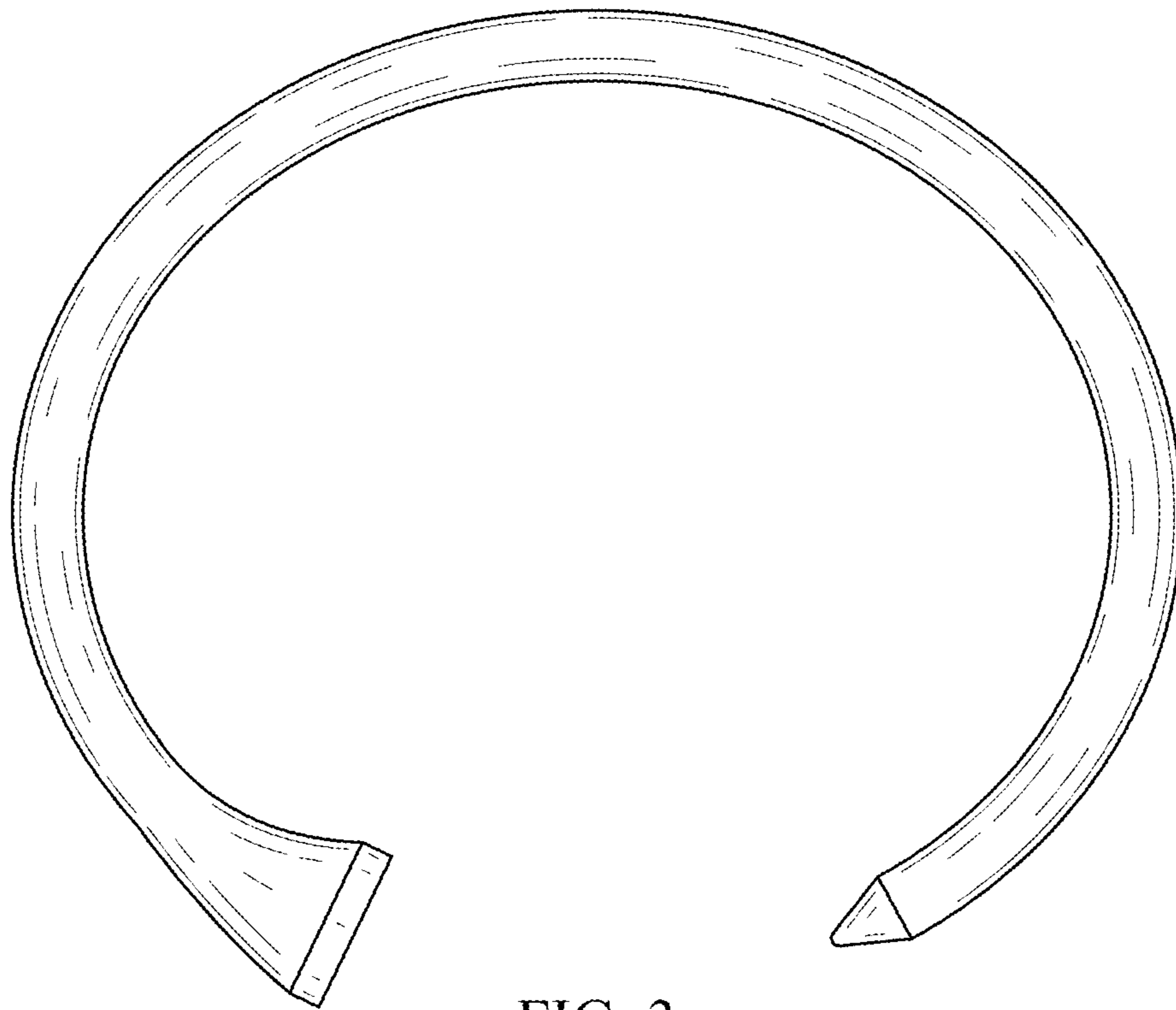


FIG. 3

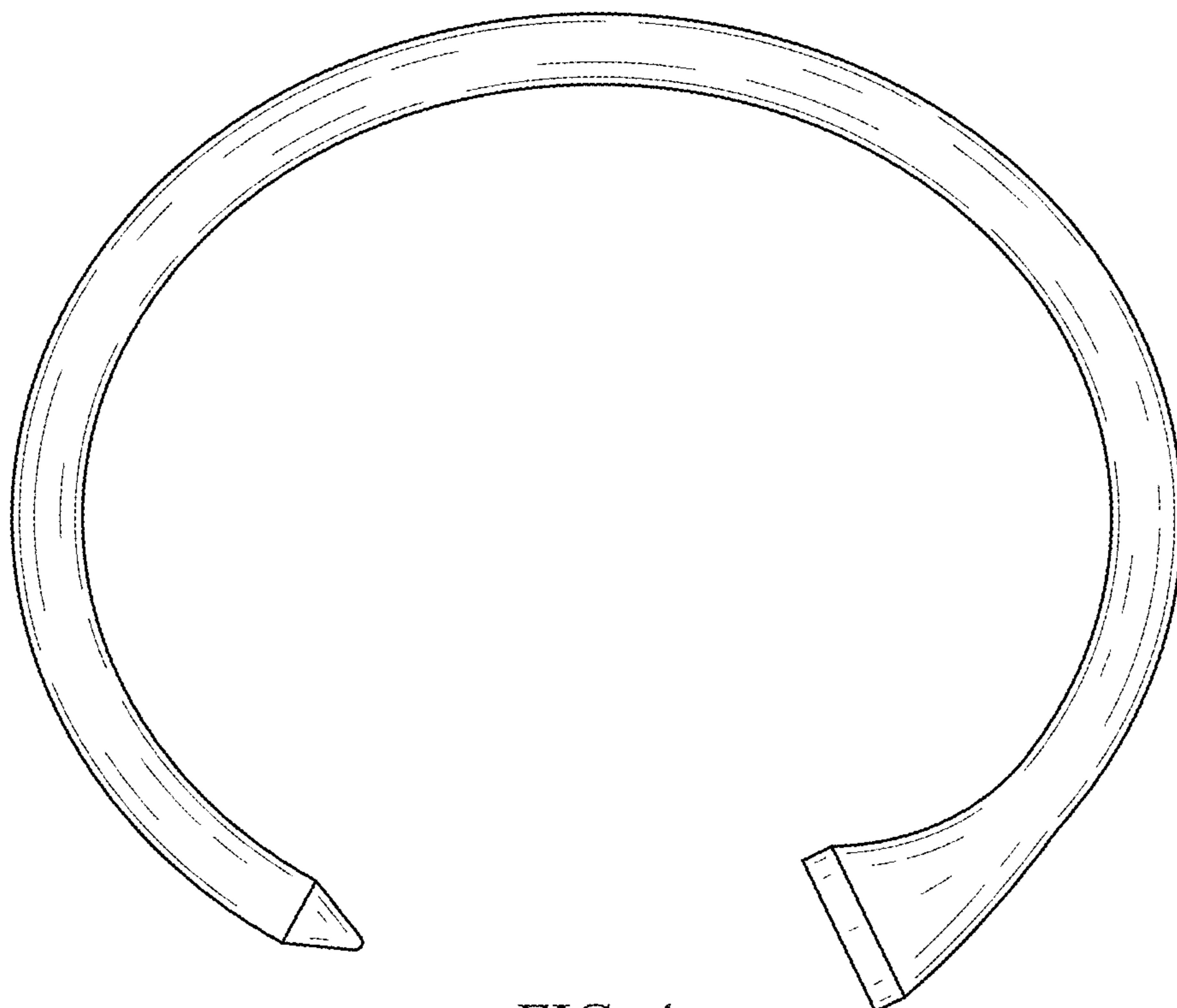


FIG. 4

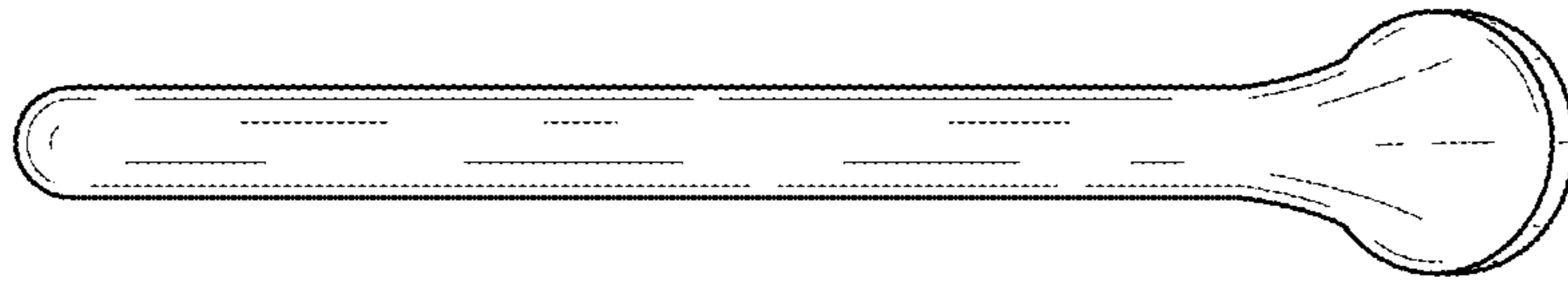


FIG. 5

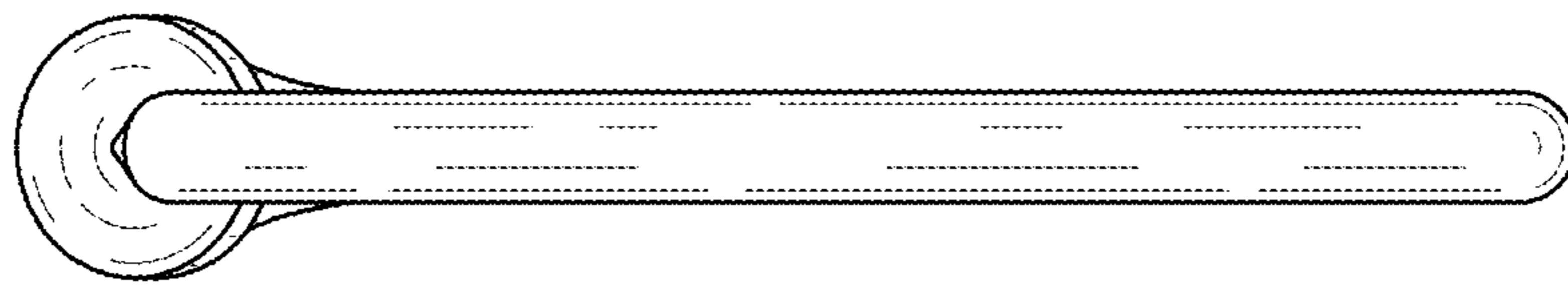


FIG. 6

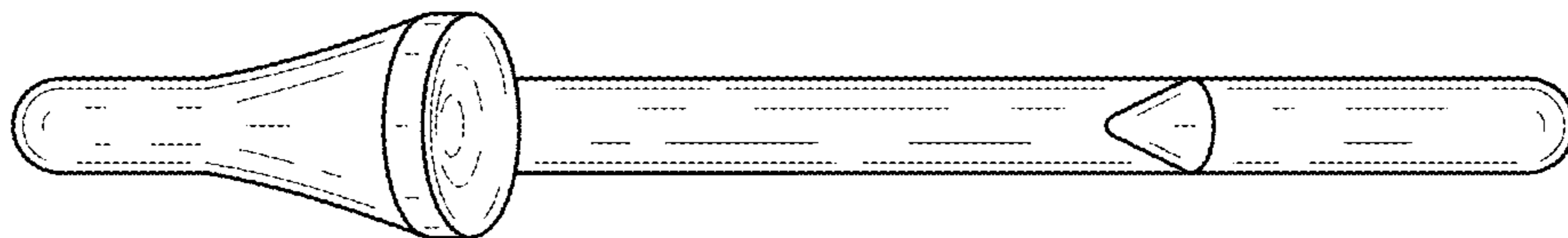


FIG. 7

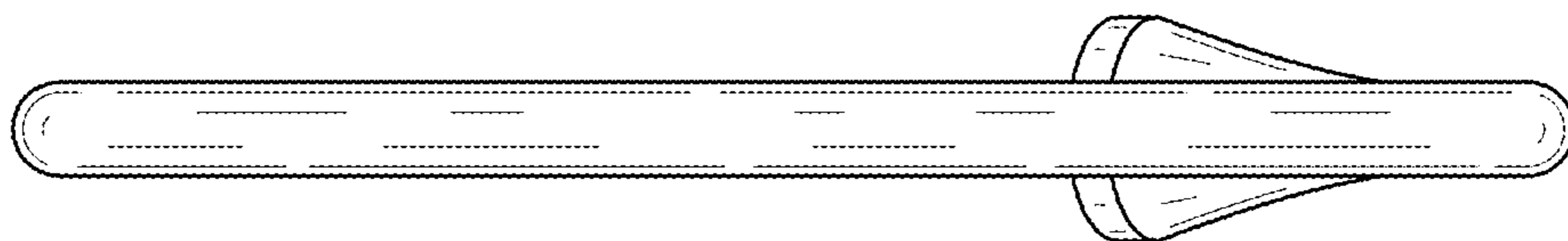


FIG. 8