



US00D972430S

(12) **United States Design Patent**  
**Tashjian**

(10) **Patent No.:** **US D972,430 S**

(45) **Date of Patent:** **\*\* Dec. 13, 2022**

(54) **EARRING**

(71) Applicant: **Venus by Maria Tash, Inc.**, New York, NY (US)

(72) Inventor: **Maria Tashjian**, New York, NY (US)

(73) Assignee: **Venus by Maria Tash, Inc.**, New York, NY (US)

(\*\*) Term: **15 Years**

(21) Appl. No.: **29/796,643**

(22) Filed: **Jun. 25, 2021**

**Related U.S. Application Data**

(63) Continuation of application No. 29/725,130, filed on Feb. 21, 2020.

(51) **LOC (13) Cl.** ..... **11-01**

(52) **U.S. Cl.**

USPC ..... **D11/3**

(58) **Field of Classification Search**

USPC ..... D11/1-3, 5, 6, 7, 8, 11-13, 16, 26-29,  
D11/34, 35, 36, 40, 41, 42, 43, 45, 79,  
D11/86, 87, 88, 89, 90, 91, 92

CPC ..... A44C 7/00; A44C 7/001; A44C 7/009  
See application file for complete search history.

(56) **References Cited**

**U.S. PATENT DOCUMENTS**

2,254,966 A \* 9/1941 Lang ..... G08B 5/004  
D11/40  
D165,496 S \* 12/1951 Trott ..... D11/43  
D311,504 S \* 10/1990 De Frahan ..... D11/79  
D379,074 S \* 5/1997 Udko ..... D11/91  
D386,439 S \* 11/1997 Itzkowitz ..... D11/41  
D386,444 S \* 11/1997 Udko ..... D11/92  
D388,016 S \* 12/1997 Kejejian ..... D11/91  
D415,446 S \* 10/1999 Kattan ..... D11/43  
D429,658 S \* 8/2000 Biagi ..... D11/41

6,298,689 B1 10/2001 Lai  
6,318,121 B1 11/2001 Pachauer  
D460,014 S \* 7/2002 Williams ..... D11/91  
D468,494 S \* 1/2003 Holloway ..... D11/1  
D482,636 S \* 11/2003 Pachauer ..... D11/91  
D506,943 S \* 7/2005 Erickson ..... D11/3

(Continued)

**FOREIGN PATENT DOCUMENTS**

CA 2568210 A1 2/2001  
CA 2871347 A1 10/2013

(Continued)

*Primary Examiner* — Llorellys Martinez

(74) *Attorney, Agent, or Firm* — Dentons US LLP

(57) **CLAIM**

The ornamental design for an earring, as shown and described.

**DESCRIPTION**

FIG. 1 is a front side view of an earring showing my new design;

FIG. 2 is a back side view thereof;

FIG. 3 is a top side view thereof;

FIG. 4 is a bottom side view thereof;

FIG. 5 is a right side view thereof;

FIG. 6 is a left side view thereof;

FIG. 7 is a front perspective view thereof;

FIG. 8 is another front side view thereof;

FIG. 9 is another back side view thereof;

FIG. 10 is another top side view thereof;

FIG. 11 is another bottom side view thereof;

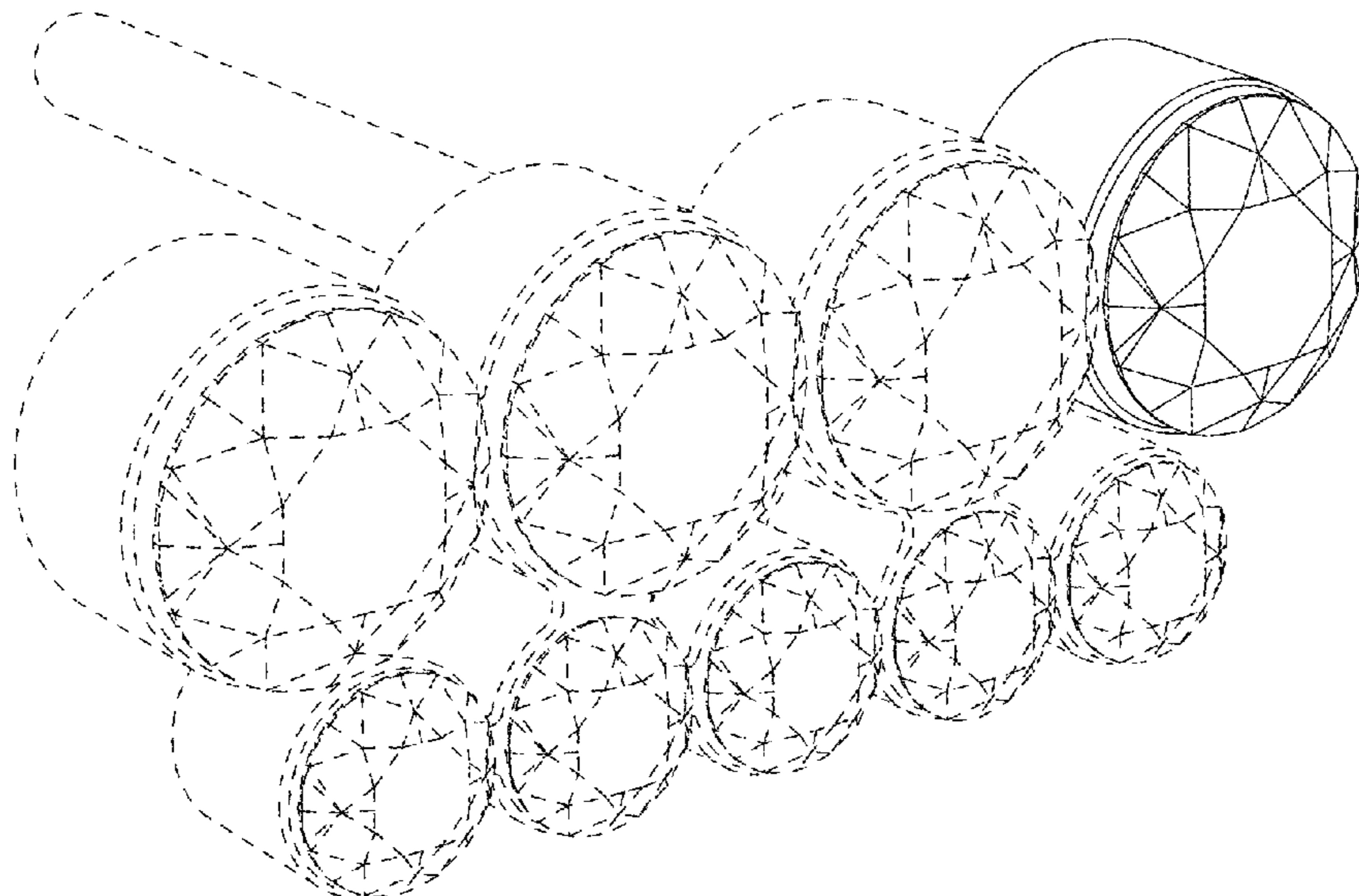
FIG. 12 is another right side view thereof;

FIG. 13 is another left side view thereof; and,

FIG. 14 is another front perspective view thereof.

The broken lines shown in the drawings illustrate environmental subject matter only that forms no part of the claimed design.

**1 Claim, 14 Drawing Sheets**



(56)

References Cited

U.S. PATENT DOCUMENTS

D533,479 S \* 12/2006 Dubnicka ..... D11/91  
 D574,745 S \* 8/2008 Nolan ..... D11/41  
 7,546,749 B1 6/2009 Biren  
 D688,153 S \* 8/2013 Tyson ..... D11/87  
 D717,687 S \* 11/2014 Krahbichler ..... D11/91  
 D738,775 S \* 9/2015 Vartanian ..... D11/40  
 D797,599 S \* 9/2017 Yatsugi-Kang ..... D11/40  
 D803,716 S \* 11/2017 Grainger ..... D11/86  
 10,206,464 B2 2/2019 Lauper et al.  
 10,405,619 B2 9/2019 Dubach et al.  
 10,674,797 B2 6/2020 Sunne et al.  
 D891,977 S \* 8/2020 Dholakiya ..... D11/91  
 10,772,396 B2 9/2020 Lauper et al.  
 D911,210 S \* 2/2021 Comolli ..... D11/41  
 D943,453 S \* 2/2022 Williams ..... D11/79  
 D952,506 S \* 5/2022 Sivriere ..... D11/79  
 2002/0166339 A1 11/2002 Adelman

2003/0056536 A1 3/2003 Ubhayakar  
 2005/0241337 A1 11/2005 Fouzailoff  
 2007/0266732 A1 11/2007 Osifeld  
 2009/0071193 A1 3/2009 Ionescu  
 2011/0113826 A1 5/2011 Dholakiya  
 2011/0252829 A1 10/2011 Javeri  
 2011/0252830 A1 10/2011 Mattar  
 2013/0276477 A1 10/2013 Huynh  
 2015/0230567 A1 8/2015 Babyak  
 2021/0368950 A1\* 12/2021 Tashjian ..... A44C 7/003

FOREIGN PATENT DOCUMENTS

CN 100518571 C 7/2009  
 EP 2801277 A2 11/2014  
 EP 3718430 A1 10/2020  
 GB 2384685 A 8/2003  
 IL 178863 A 3/2011  
 JP 2001245713 A 9/2001

\* cited by examiner




FIG. 1




FIG. 2

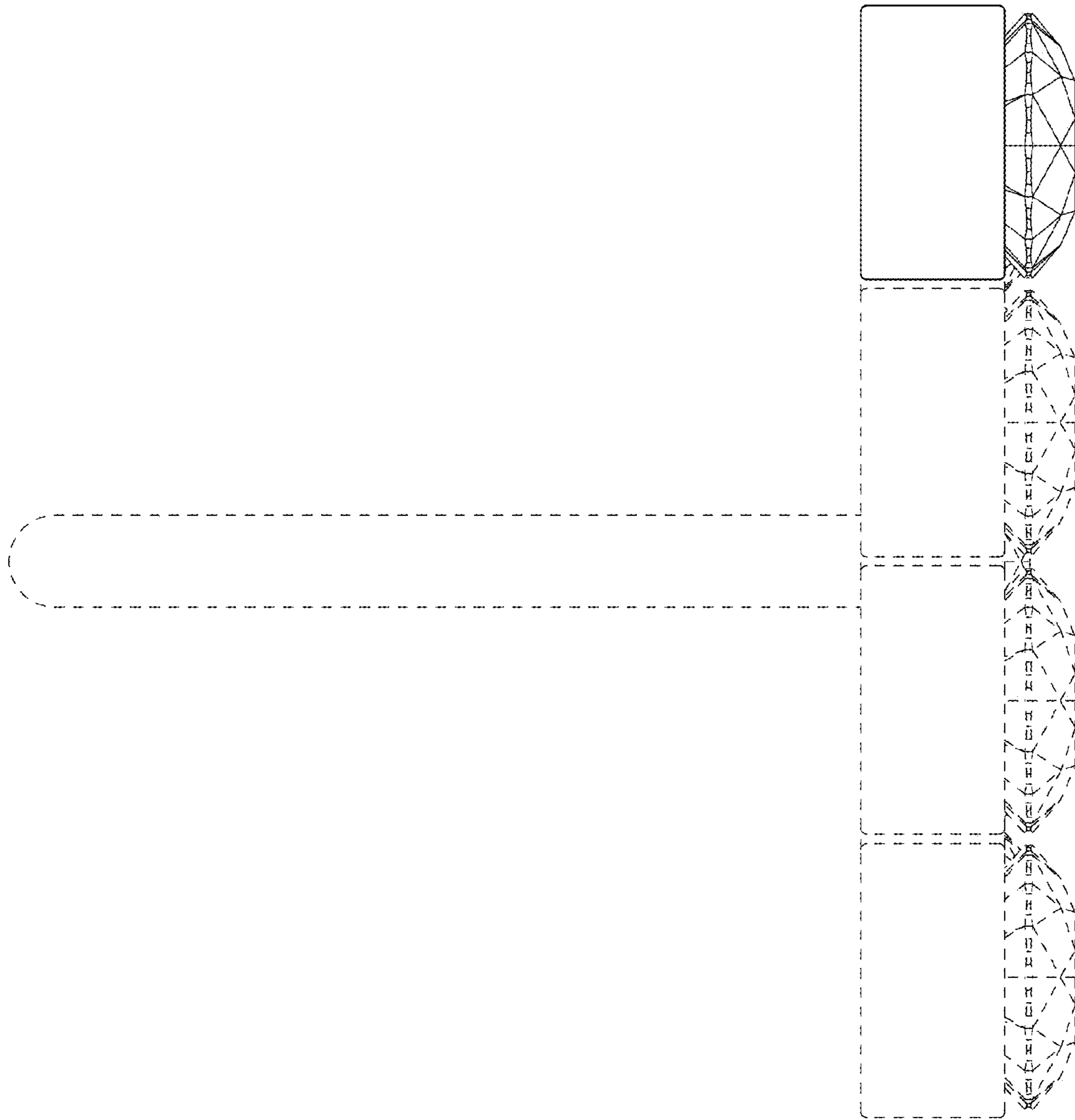


FIG. 3

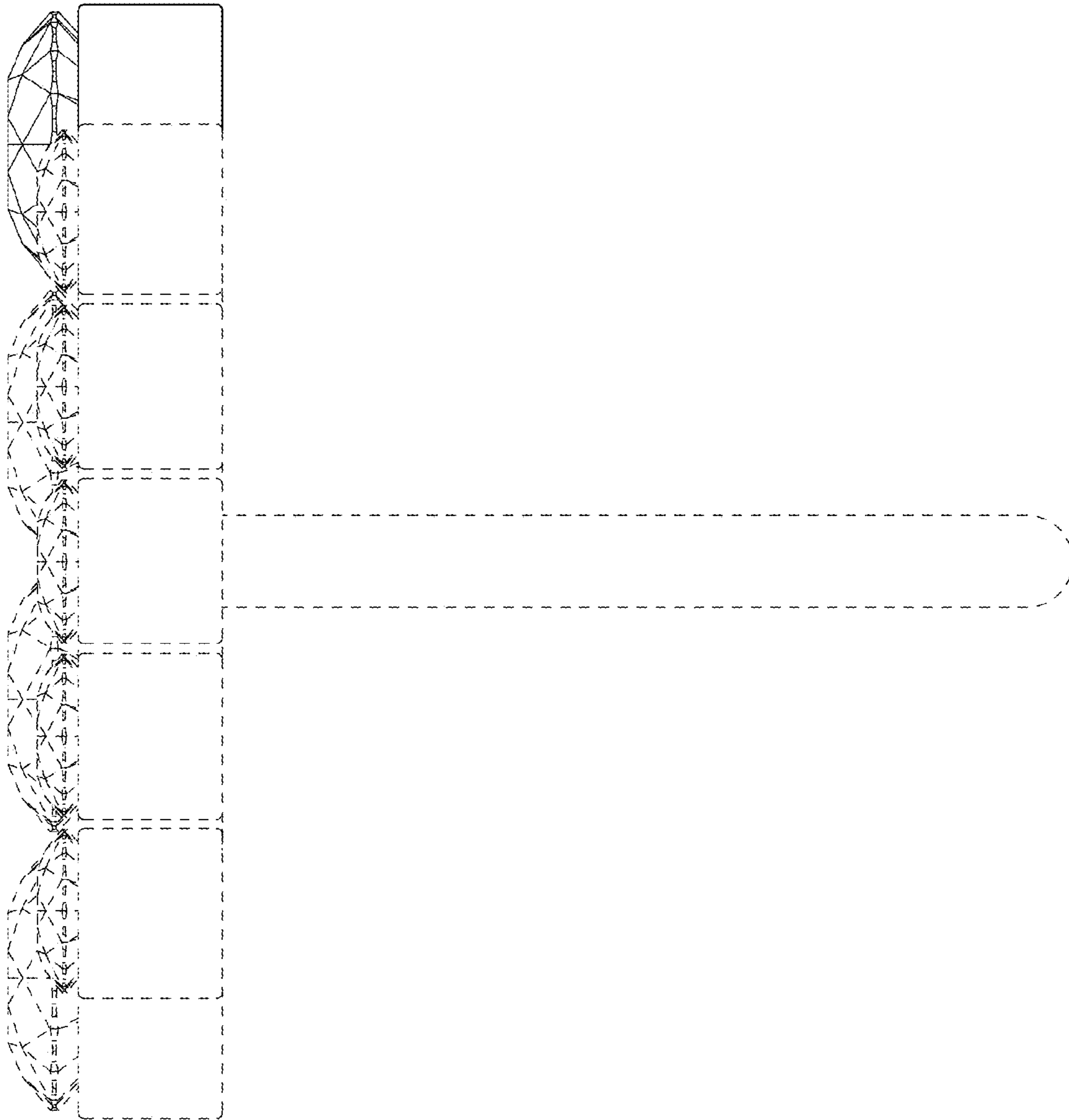


FIG. 4




FIG. 5




FIG. 6



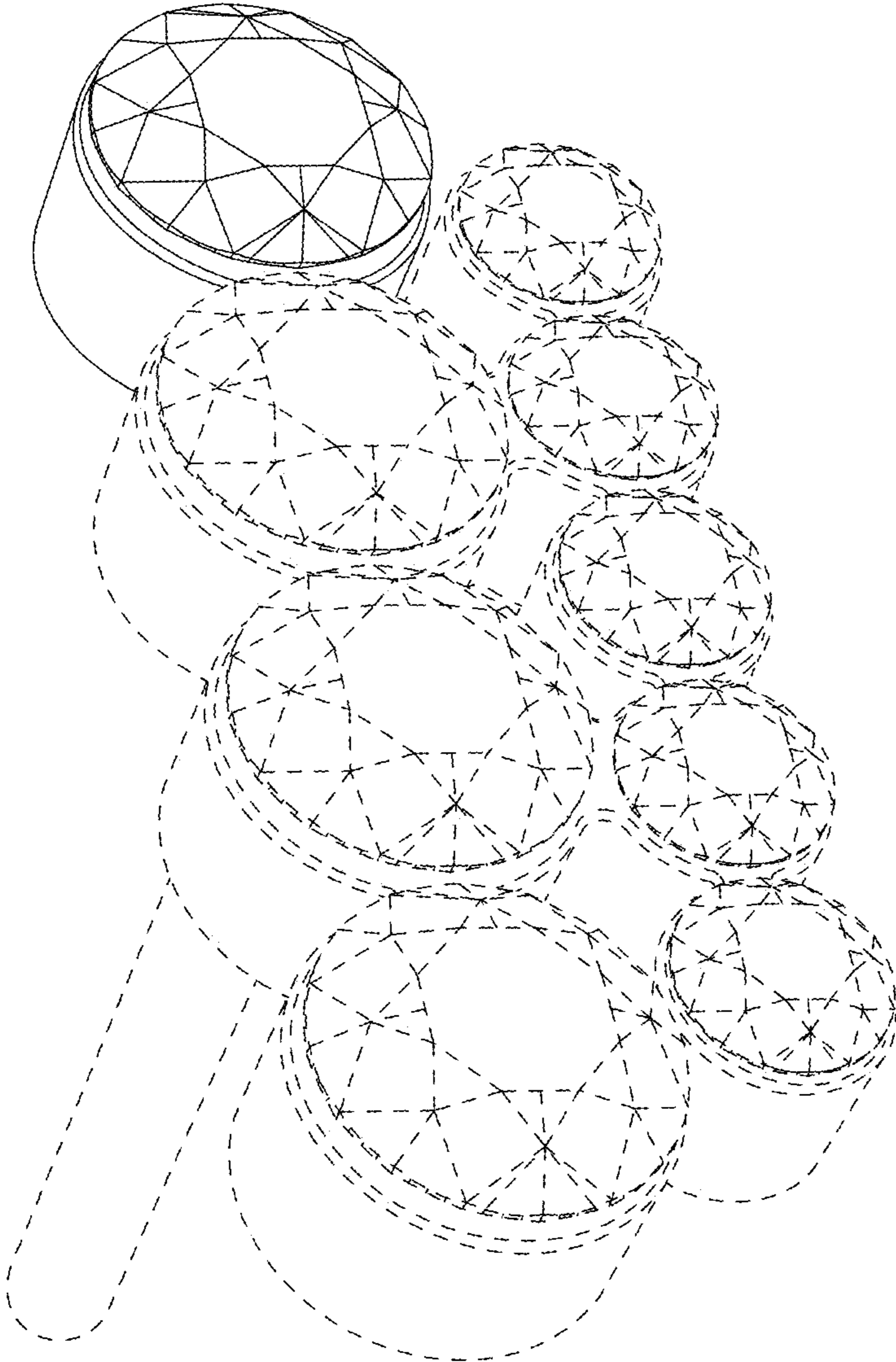


FIG. 7

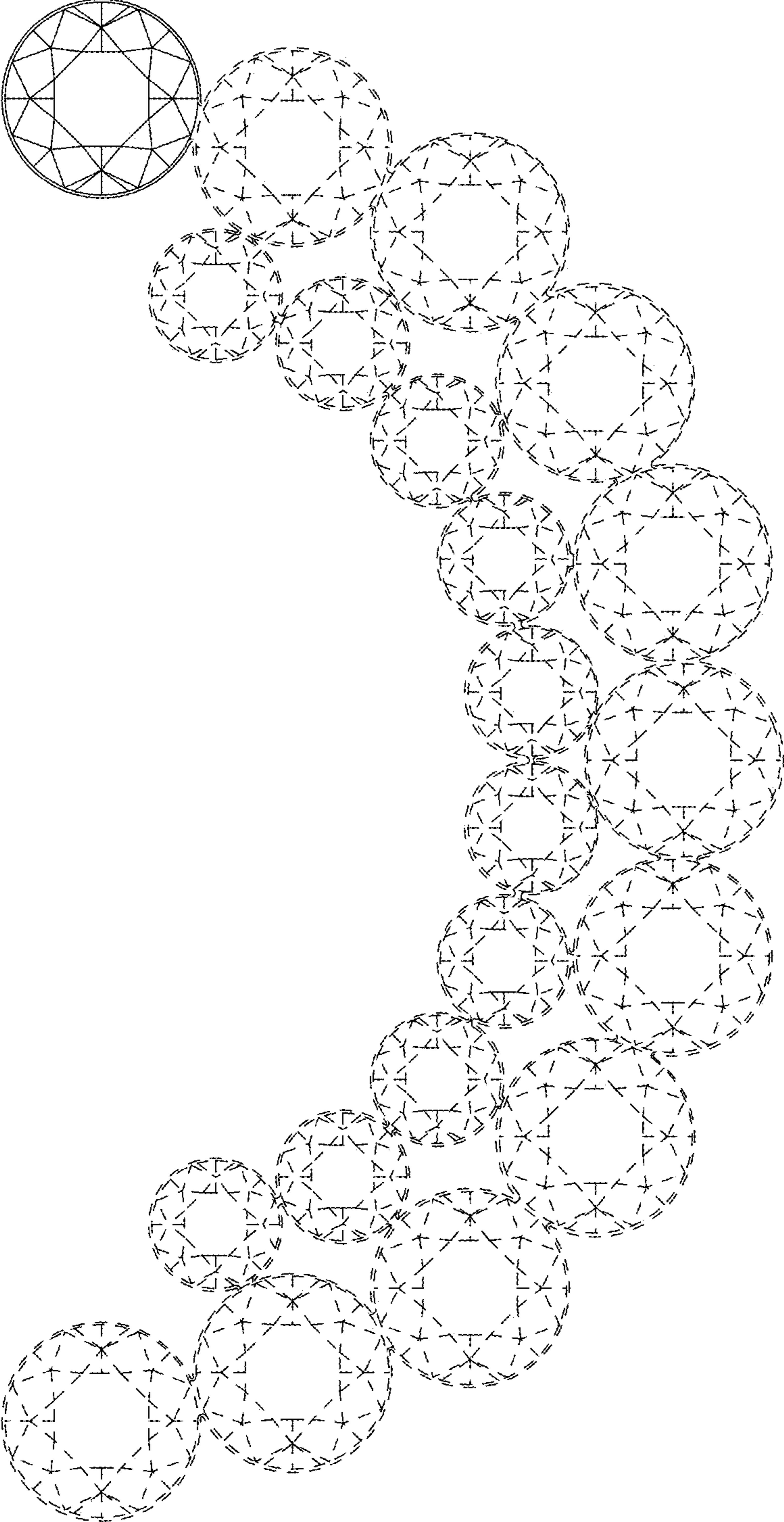


FIG. 8




FIG. 9

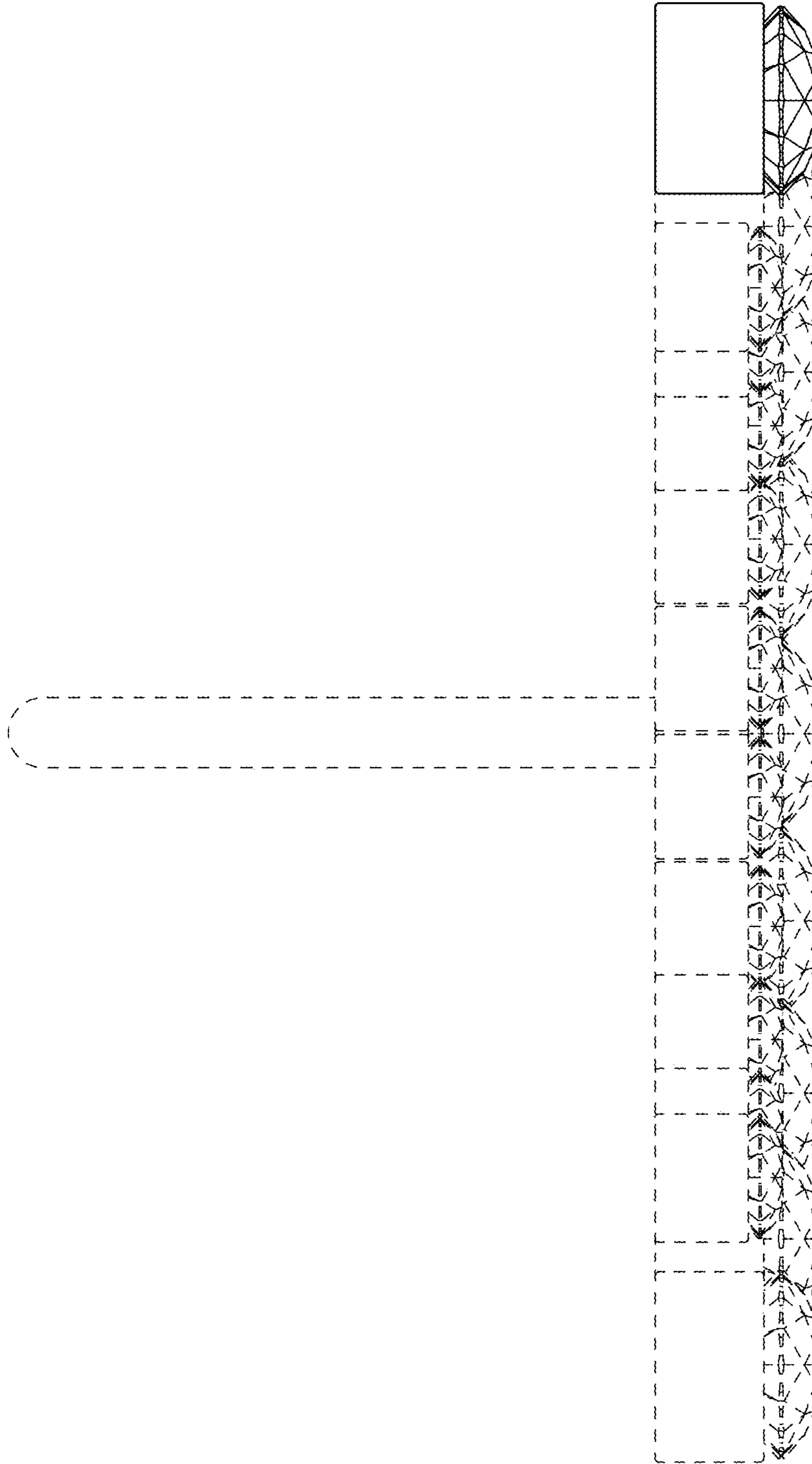


FIG. 10

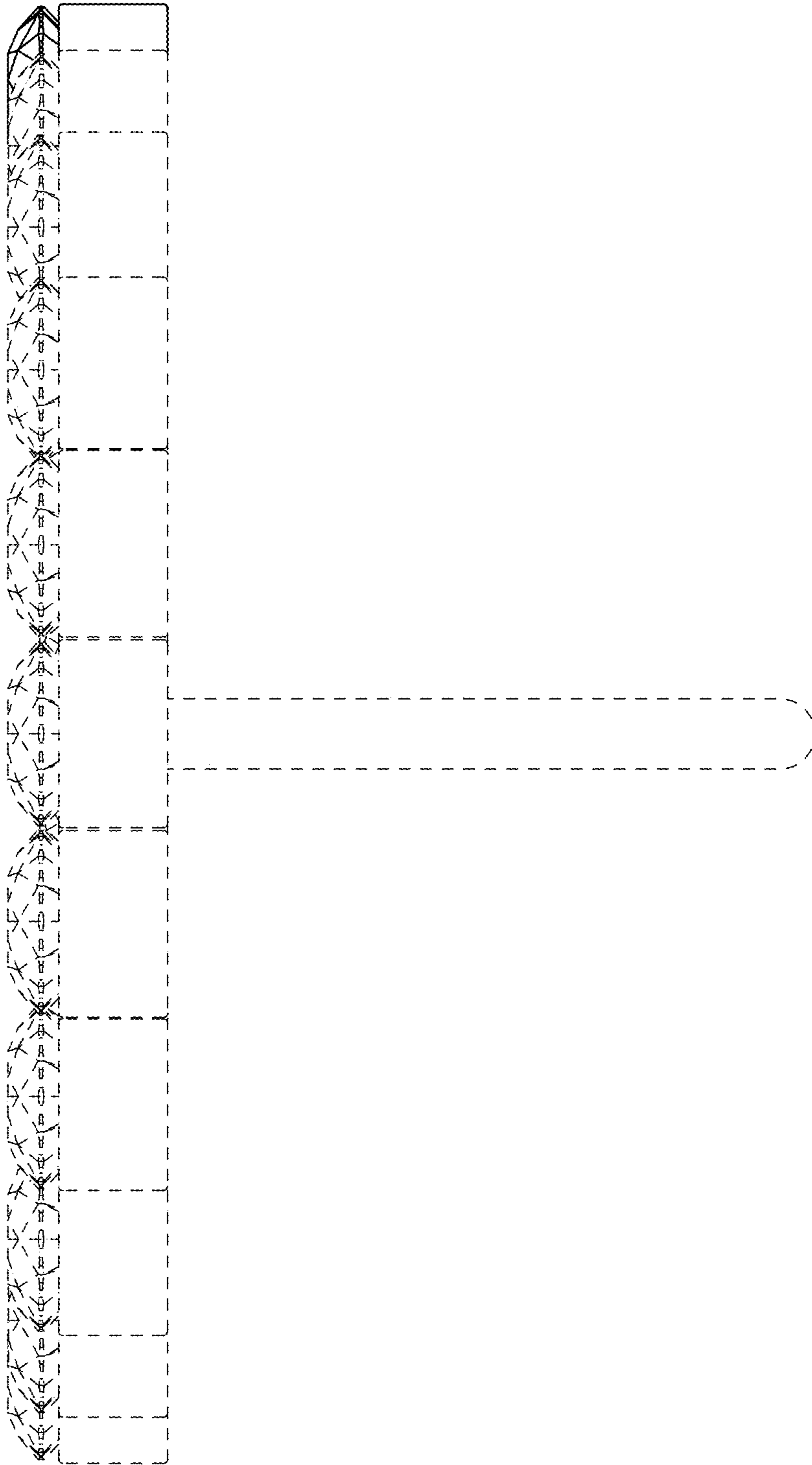


FIG. 11

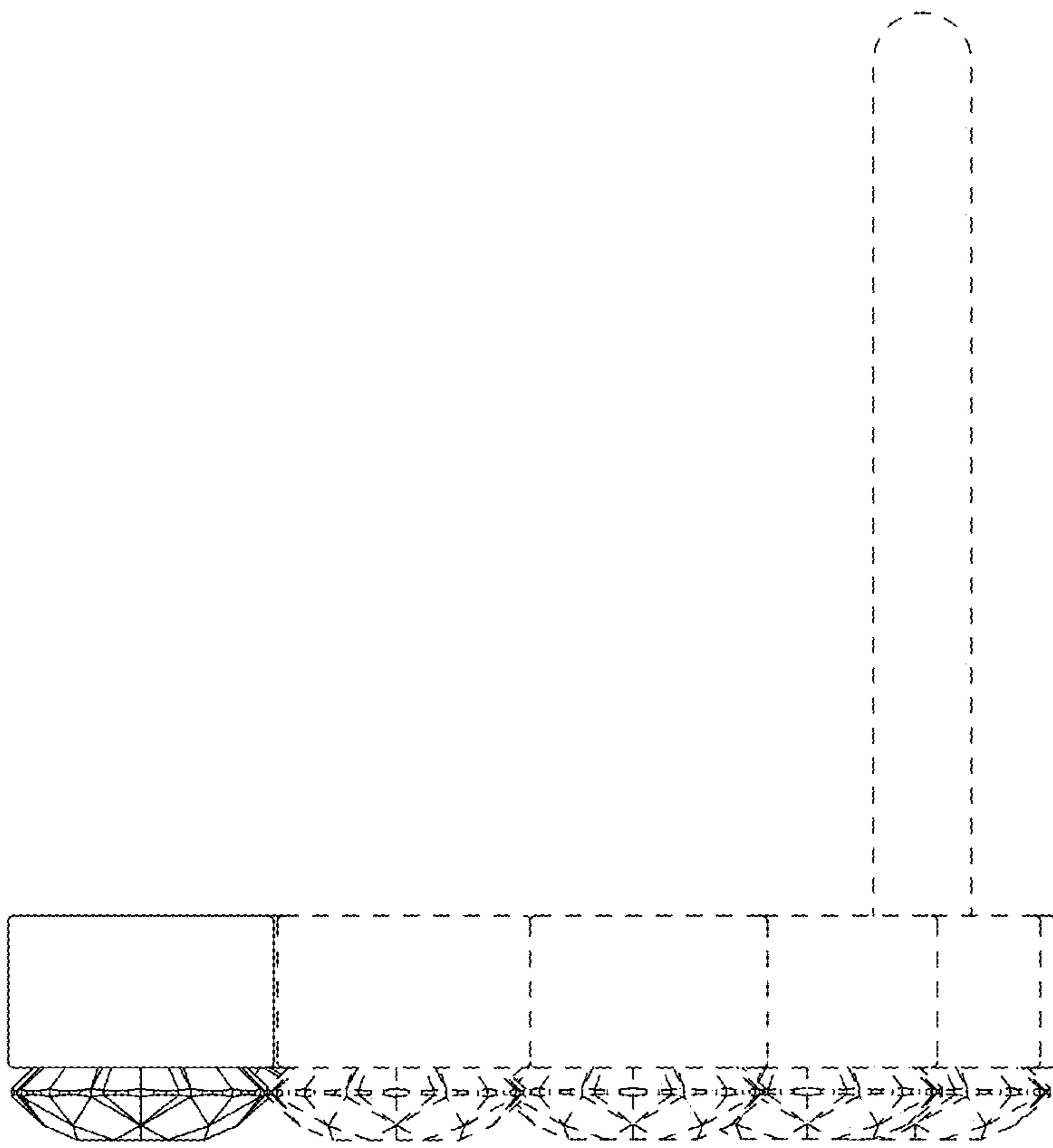


FIG. 12

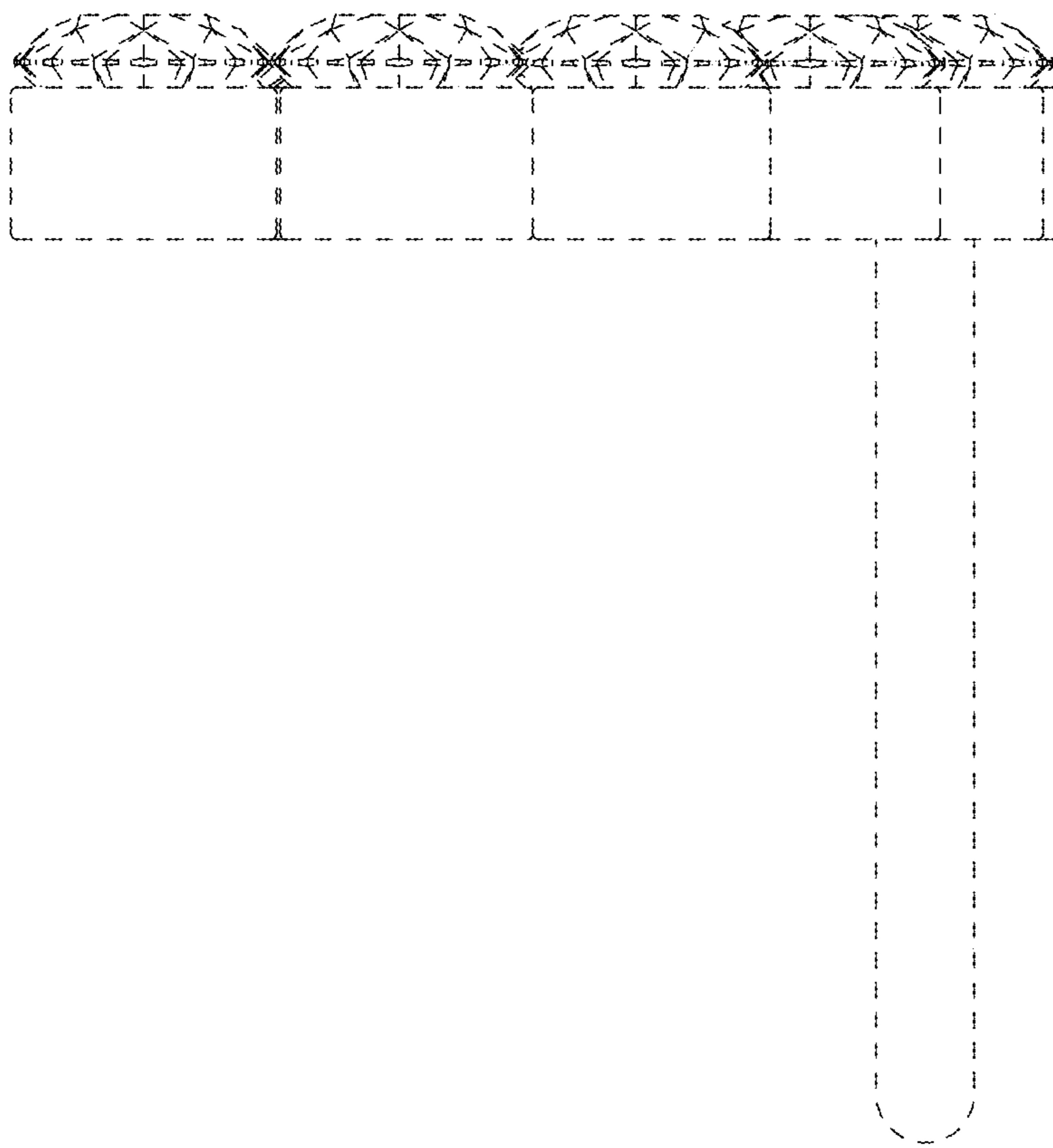


FIG. 13

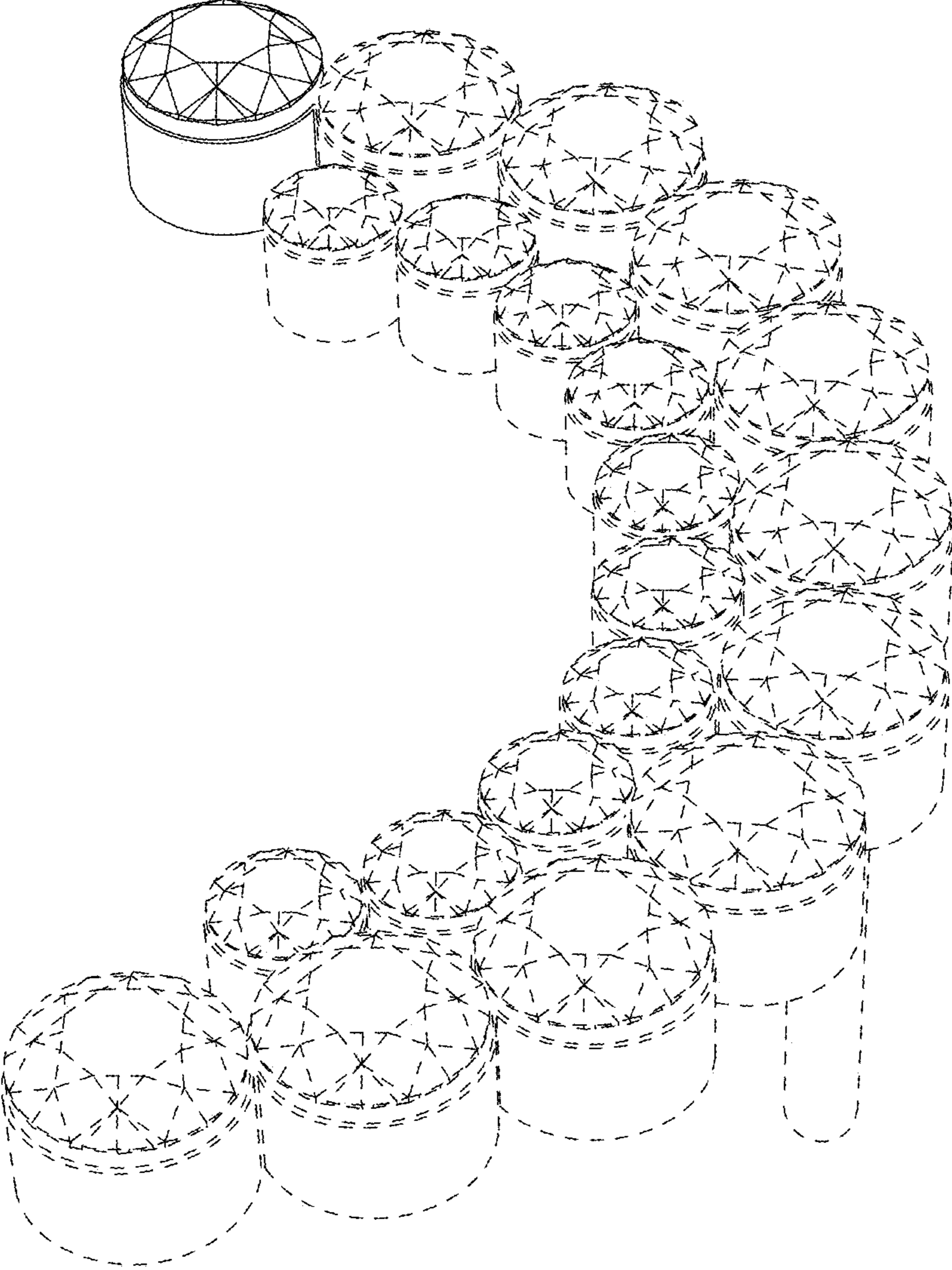


FIG. 14