



US00D972399S

(12) **United States Design Patent** (10) **Patent No.:** **US D972,399 S**  
**Heath, Jr.** (45) **Date of Patent:** **\*\* Dec. 13, 2022**

(54) **RACK FOR SUPPORTING ROUTER BITS**  
(71) Applicant: **Woodpeckers, LLC**, Strongsville, OH (US)  
(72) Inventor: **Mark Robert Heath, Jr.**, Strongsville, OH (US)  
(73) Assignee: **Woodpeckers, LLC**, Strongsville, OH (US)

D292,553 S \* 11/1987 Logstrup ..... D8/380  
D301,304 S \* 5/1989 Will ..... D25/119  
5,184,425 A 2/1993 Anderson  
D410,372 S 6/1999 Strauch  
D424,579 S 5/2000 Brady  
D429,262 S 8/2000 Streich  
D430,578 S 9/2000 Brady  
(Continued)

(\*\*) Term: **15 Years**

(21) Appl. No.: **29/824,467**

(22) Filed: **Jan. 25, 2022**

(51) **LOC (13) Cl.** ..... **08-11**

(52) **U.S. Cl.**  
USPC ..... **D8/373**

(58) **Field of Classification Search**  
USPC ..... D8/354-356, 358, 363-366, 373-379,  
D8/380-388, 391, 393-396, 61, 70-71;  
D6/712; D25/114, 119, 126-127;  
D9/436

CPC ..... E04G 17/0721; E04G 2017/0646; E04G  
21/1841; E04G 21/1883; B65D 41/02;  
B65D 25/20; B65D 83/40; F16B 7/18;  
F16B 19/008; F16B 21/186; A47F  
5/0823; A47F 5/0853; A47F 5/0869;  
E04C 5/18; E04C 5/168; E04C 5/20;  
E04C 2/384; E04C 2002/047; E04C  
2003/026; E04C 5/203

See application file for complete search history.

(56) **References Cited**

**U.S. PATENT DOCUMENTS**

D231,765 S 6/1974 Kean  
4,112,412 A 9/1978 Howlett  
D271,903 S 12/1983 Kaufman  
4,594,660 A 6/1986 Guenther et al.

**OTHER PUBLICATIONS**

Huot 14805 Collet Rack, Date Visited: Oct. 20, 2022, Amazon, Date Available: Jun. 22, 2008, <https://www.amazon.com/Rockler-Router-Bit-Storage-Rack/dp/B003FTS532> (Year: 2008).\*

(Continued)

*Primary Examiner* — Karen S Acker  
*Assistant Examiner* — Elizabeth Sun Ko  
(74) *Attorney, Agent, or Firm* — Sand, Sebolt & Wernow Co., LPA

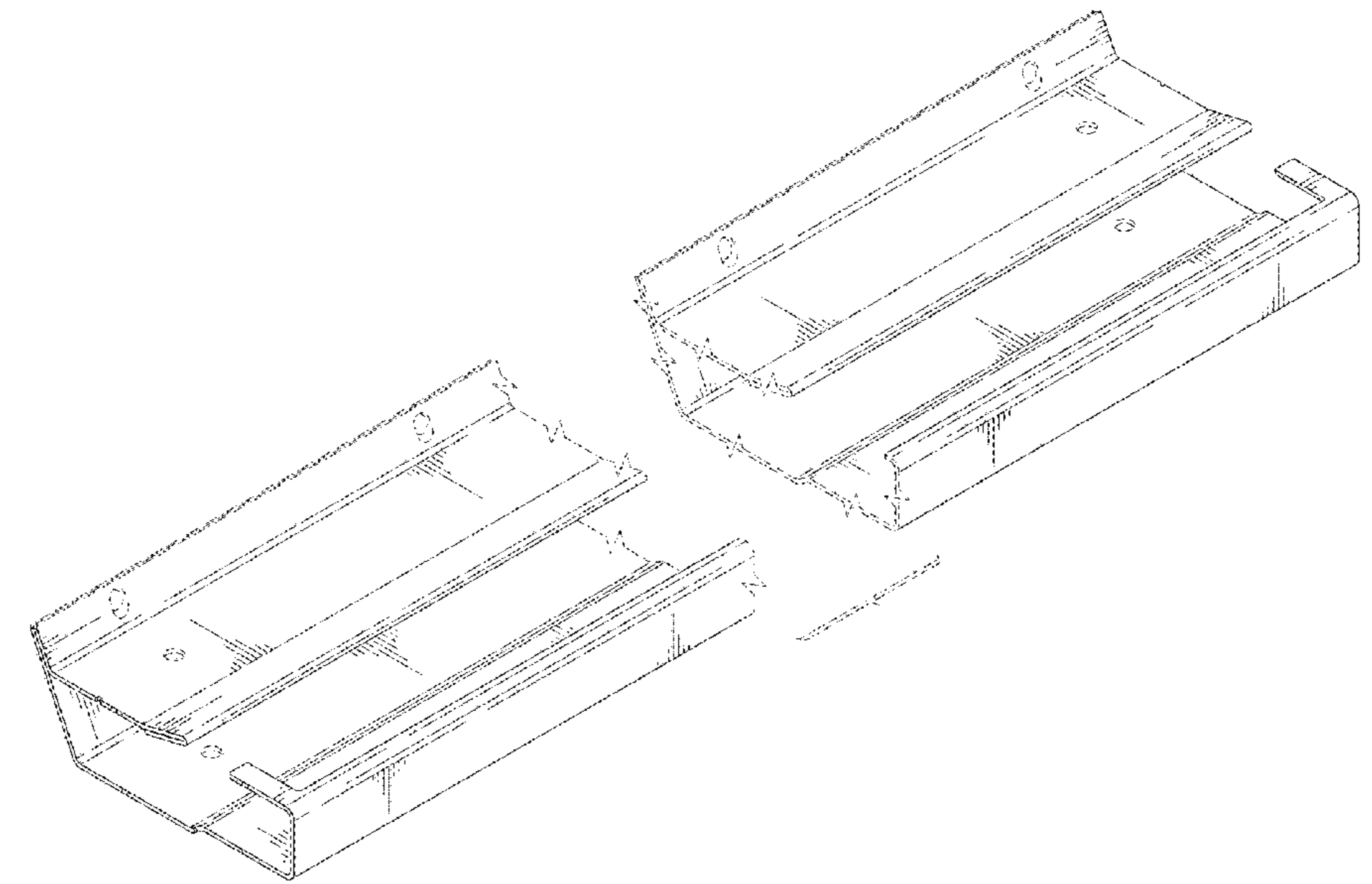
(57) **CLAIM**

The ornamental design for a rack for supporting router bits, as shown and described.

**DESCRIPTION**

FIG. 1 is a top front right side perspective view of the rack for supporting router bits in accordance with my design; FIG. 2 is a front elevation view thereof; FIG. 3 is a rear elevation view thereof; FIG. 4 is a left side elevation view thereof; FIG. 5 is a right side elevation view thereof; FIG. 6 is a top plan view thereof; and, FIG. 7 is a bottom plan view thereof. The broken lines illustrate portions of the rack for supporting router bits which form no part of the claimed design. The claimed design is shown with a symbolic break in its length. The appearance of any portion of the article between the break lines forms no part of the claimed design.

**1 Claim, 5 Drawing Sheets**



(56)

References Cited

U.S. PATENT DOCUMENTS

D430,983 S 9/2000 Hirota  
 D449,518 S 10/2001 Snider et al.  
 D459,372 S 6/2002 Asano  
 D506,730 S 6/2005 Ura  
 D517,489 S 3/2006 Kawase et al.  
 D544,460 S 6/2007 Yau  
 D547,788 S 7/2007 Cheng  
 D550,668 S 9/2007 Park et al.  
 D555,616 S 11/2007 Lin  
 D591,318 S 4/2009 Shimada  
 D599,193 S \* 9/2009 Meyer ..... D8/354  
 D619,070 S 7/2010 Pollmann  
 D625,694 S 10/2010 Morikawa et al.  
 D726,153 S 4/2015 Chang  
 D752,495 S 3/2016 Garbas  
 D810,553 S \* 2/2018 Amato ..... D8/377  
 D811,855 S \* 3/2018 Stultz ..... D8/354  
 D826,694 S \* 8/2018 Templeman ..... D8/354  
 D862,202 S \* 10/2019 Niu ..... D8/354  
 D887,253 S \* 6/2020 Jaramillo ..... D8/354

D929,210 S \* 8/2021 Pan ..... D8/354  
 D937,651 S 12/2021 Liu et al.  
 D944,076 S \* 2/2022 Quatraro ..... D25/119  
 D948,998 S \* 4/2022 Noe ..... D25/119  
 D956,523 S \* 7/2022 Templeman ..... D8/354  
 D956,524 S \* 7/2022 Templeman ..... D8/354  
 D959,239 S \* 8/2022 Johnson ..... D8/354  
 D959,248 S \* 8/2022 Strohman ..... D8/377  
 D959,960 S \* 8/2022 Witherbee ..... D8/354  
 D959,965 S \* 8/2022 Strohman ..... D8/377  
 D959,966 S \* 8/2022 Strohman ..... D8/377  
 D959,967 S \* 8/2022 Strohman ..... D8/377  
 D959,968 S \* 8/2022 Strohman ..... D8/377  
 2021/0220977 A1 7/2021 Kukucka et al.

OTHER PUBLICATIONS

18 in Rockler Router Bit Storage Rack, Date Visited: Oct. 20, 2022,  
 Amazon, Date Available: Nov. 9, 2004, <https://www.amazon.com/Huot-14805-Collet-Rack-Collets/dp/B001F76R4U> (Year: 2004).\*

\* cited by examiner

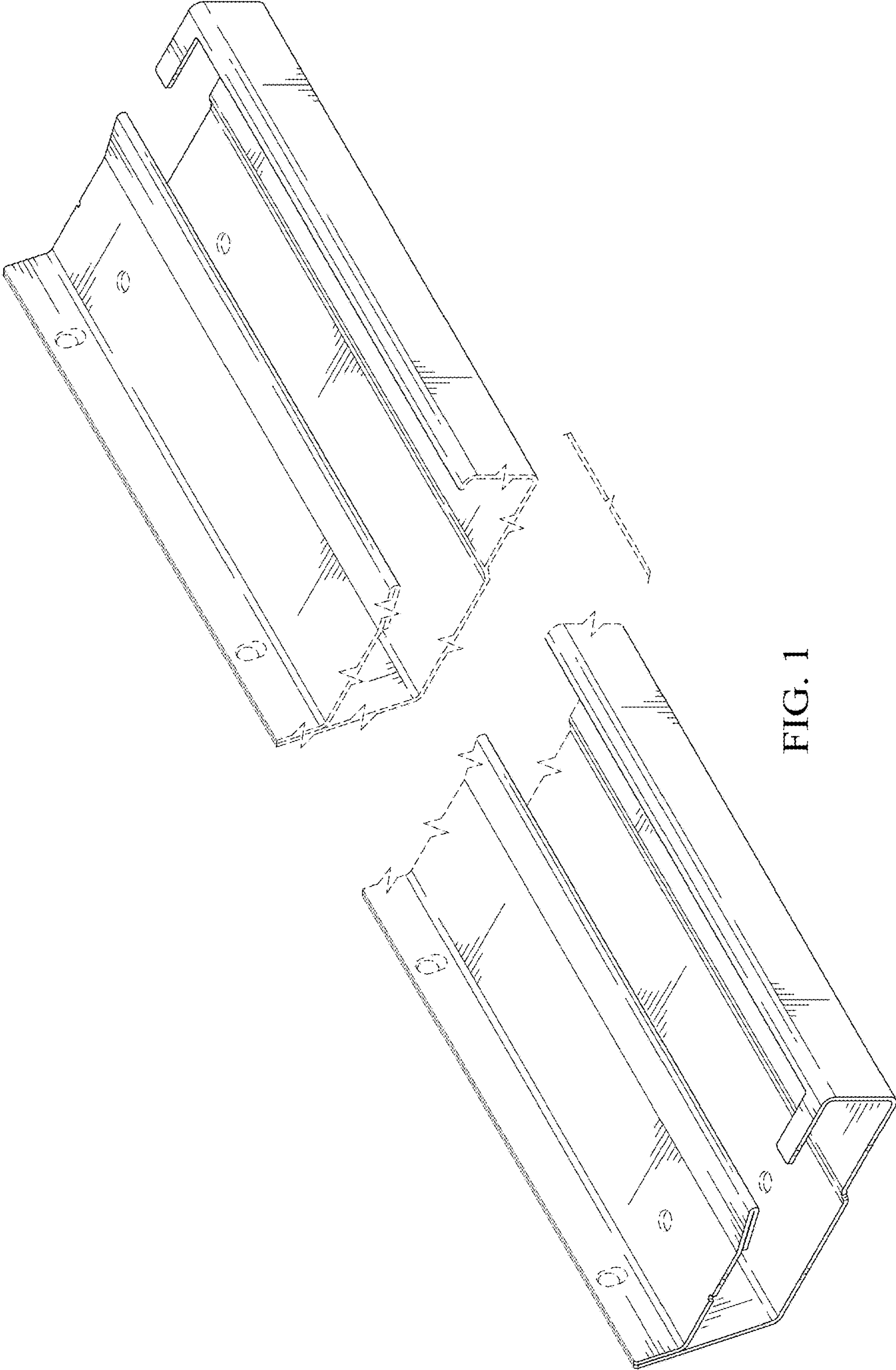


FIG. 1

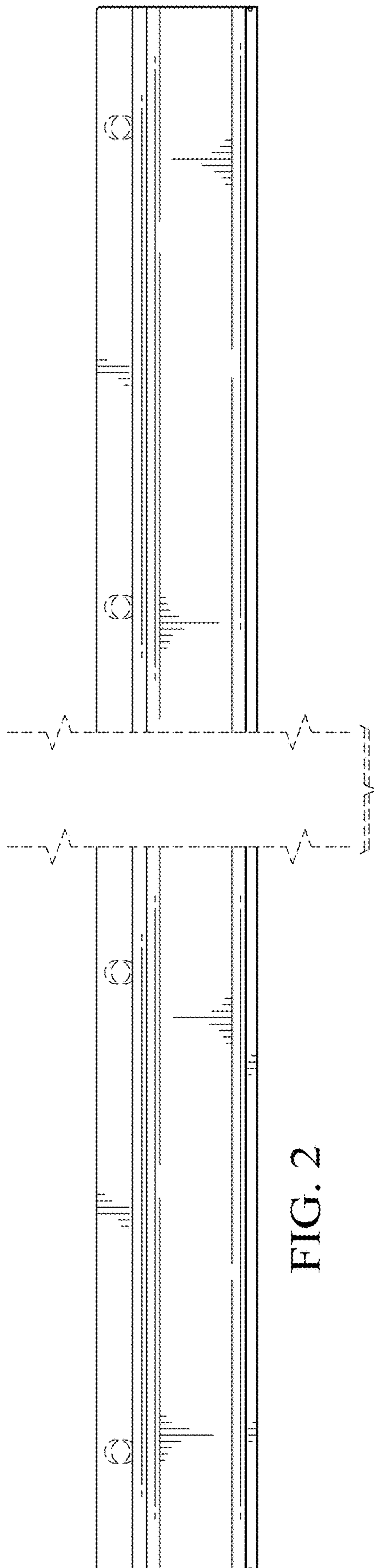


FIG. 2

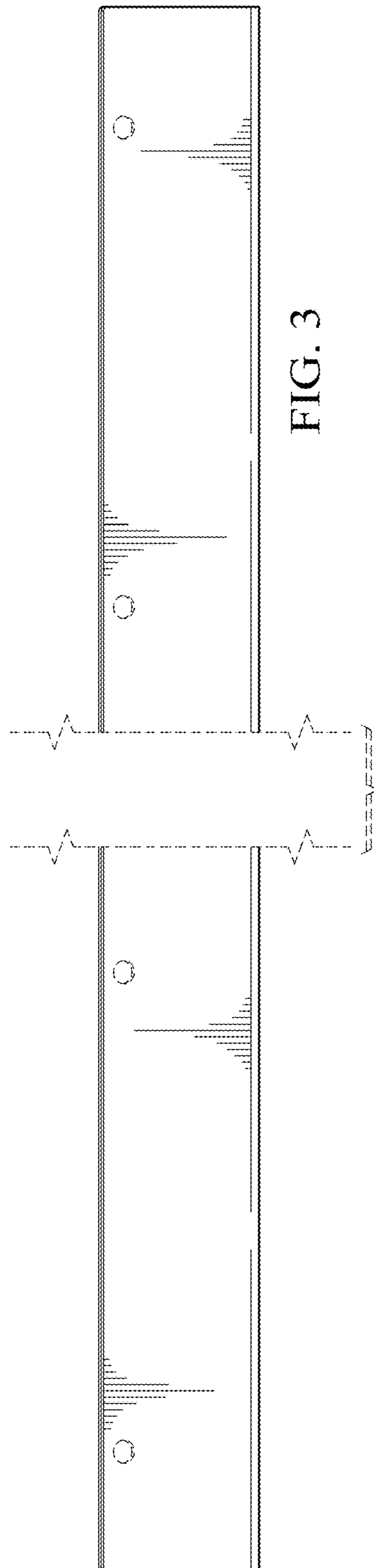


FIG. 3

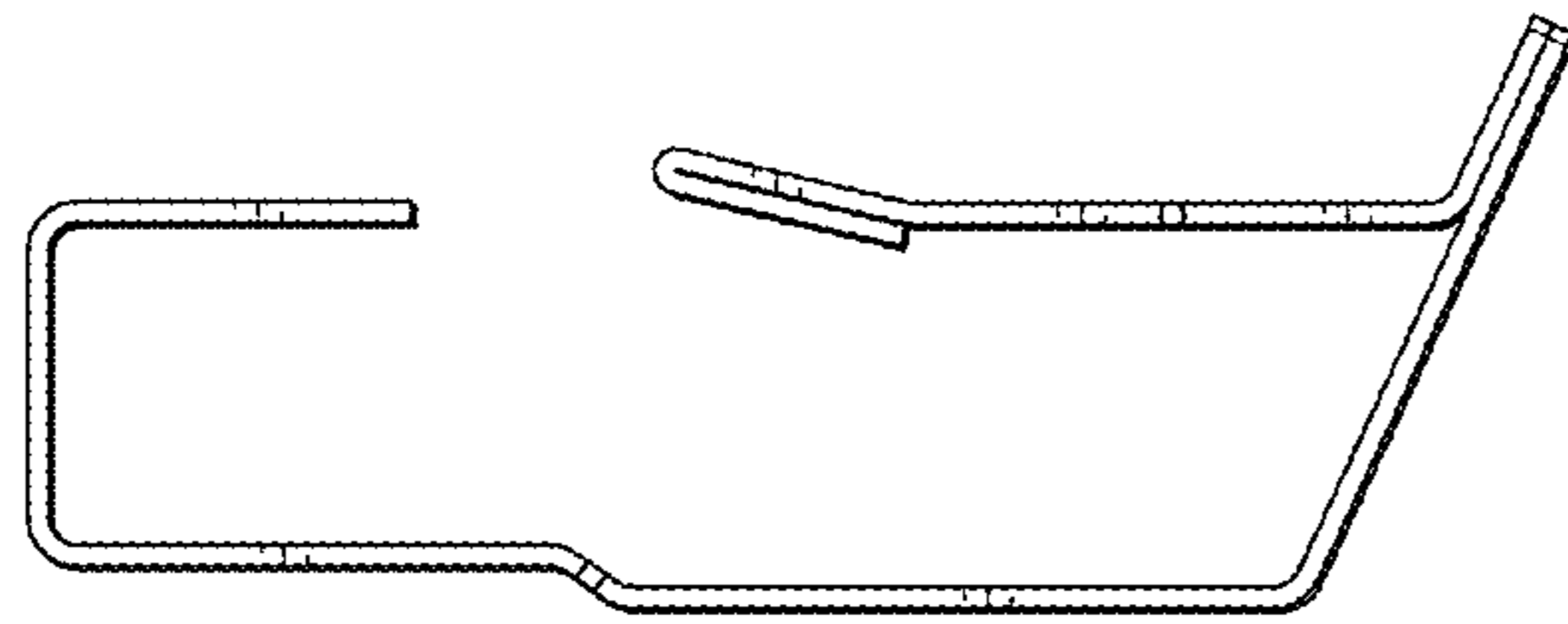


FIG. 4

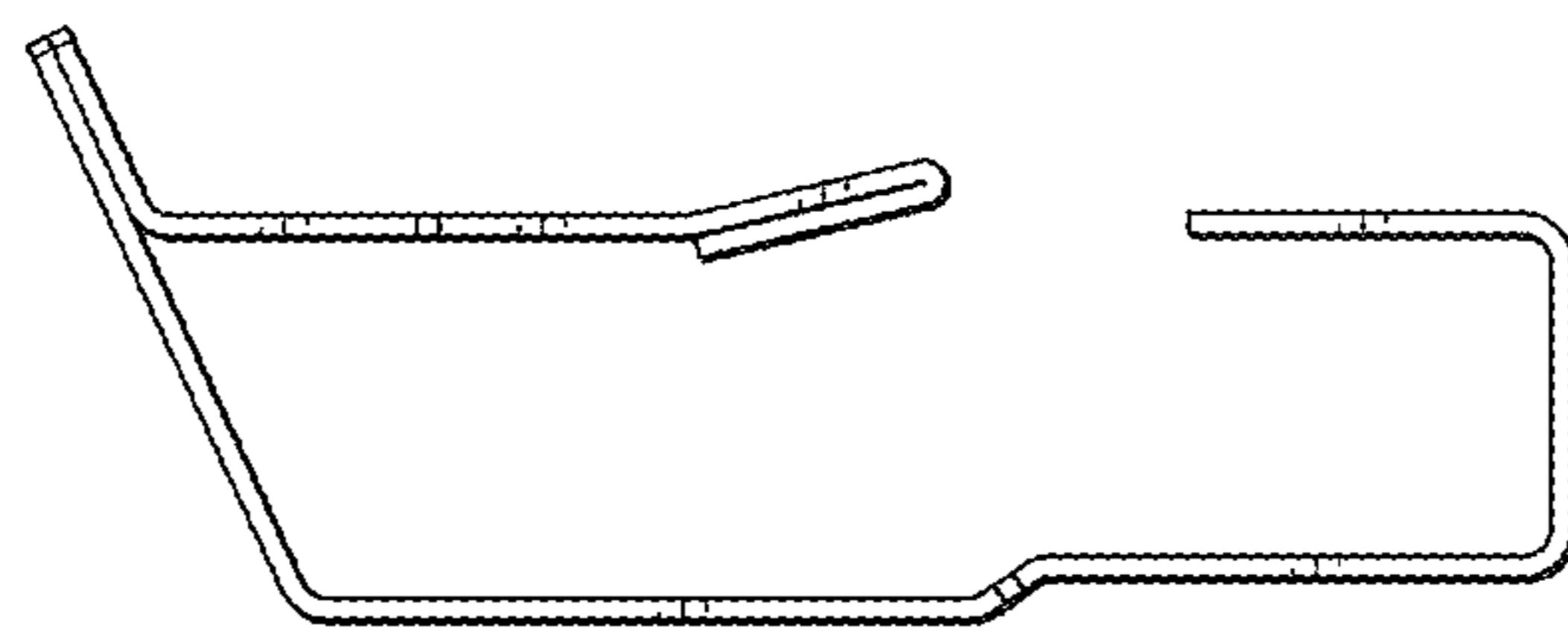


FIG. 5

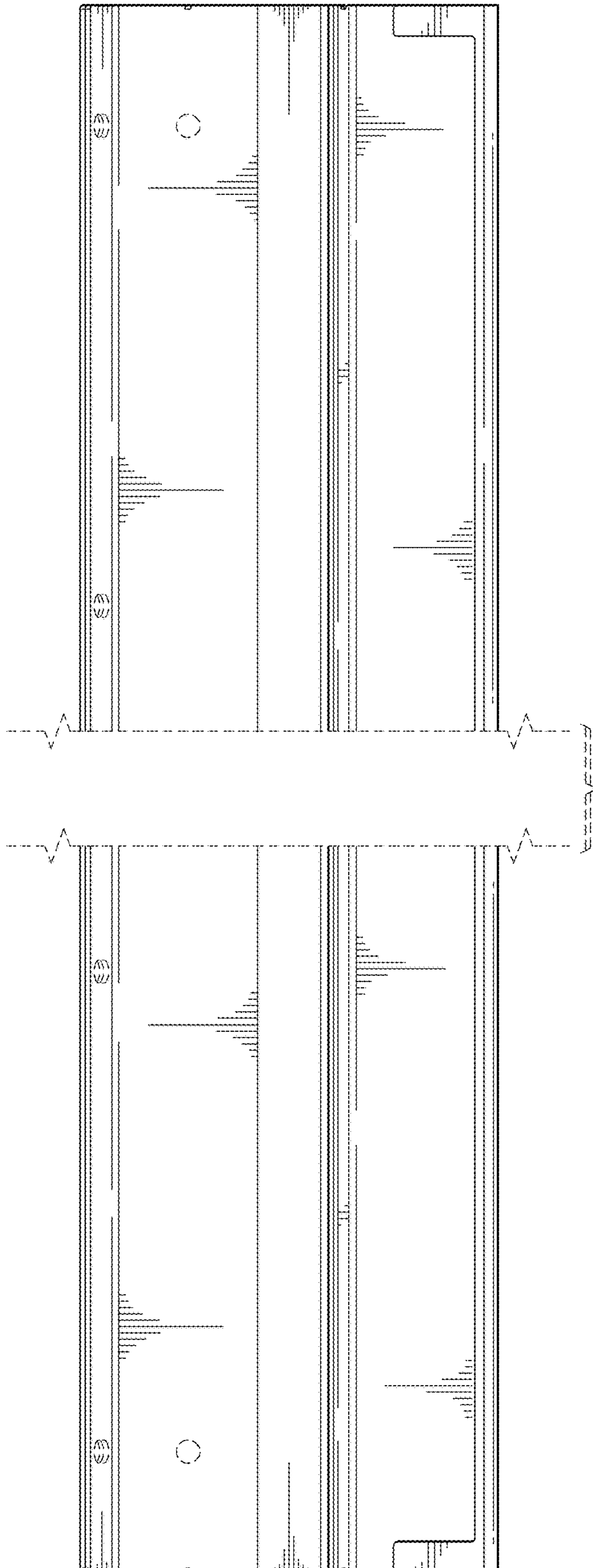


FIG. 6

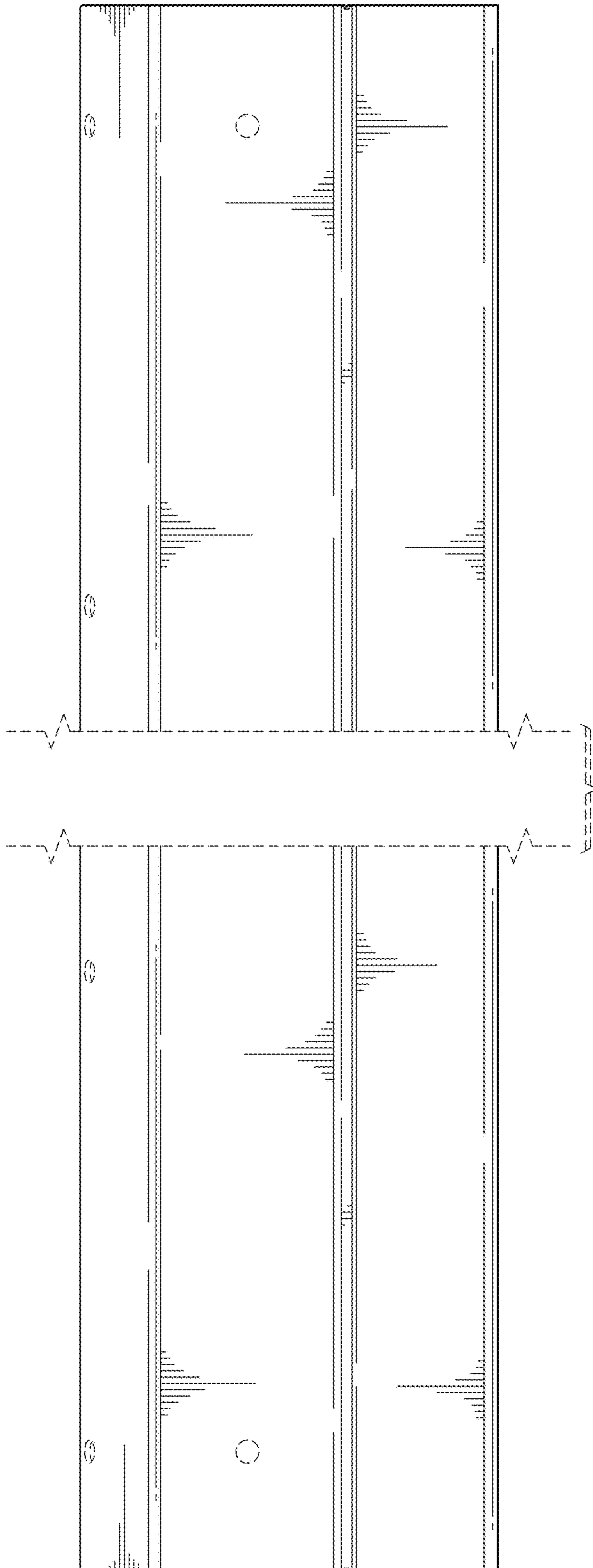


FIG. 7