



US00D972396S

(12) **United States Design Patent** (10) **Patent No.:** **US D972,396 S**
Chen (45) **Date of Patent:** **** Dec. 13, 2022**

(54) **TENSION CURTAIN ROD**
(71) Applicant: **Jie Chen**, Guangdong (CN)
(72) Inventor: **Jie Chen**, Guangdong (CN)
(73) Assignee: **Shenzhen Bosaixi Innovation Technology Co., Ltd.**, Shenzhen (CN)
(**) Term: **15 Years**
(21) Appl. No.: **29/834,974**
(22) Filed: **Apr. 15, 2022**
(51) **LOC (13) Cl.** **08-11**
(52) **U.S. Cl.**
USPC **D8/363**
(58) **Field of Classification Search**
USPC D8/355, 377-378, 393, 382, 363, 376, D8/19, 373-374, 354, 61, 88-89, 14; D21/679; D6/575, 580, 512, 524, 546, D6/549
CPC B25B 7/22; B25B 7/128; B25B 7/125; A47H 1/142; A47H 1/02; A47H 1/022; A47H 1/102
See application file for complete search history.

(56) **References Cited**
U.S. PATENT DOCUMENTS
1,374,026 A * 4/1921 Nelson A47H 1/102 248/200.1
2,974,806 A * 3/1961 Seewack A47H 1/102 211/105.4
D457,793 S * 5/2002 D'Astous D8/19
D511,278 S * 11/2005 Carfagnini D8/19
D525,115 S * 7/2006 Harwanko D8/376
D648,619 S * 11/2011 Lowe D8/376
D667,295 S * 9/2012 Harwanko D8/376
D671,395 S * 11/2012 Harwanko D8/376
D681,422 S * 5/2013 Lindo D8/376
D684,037 S * 6/2013 Harwanko D8/376

8,925,747 B1 * 1/2015 Hanley A47H 1/022 211/105.6
D793,734 S * 8/2017 Liang D8/376
9,968,212 B1 * 5/2018 Landmark F16B 2/04
10,426,287 B1 * 10/2019 Tsai A47H 1/022
D920,769 S 6/2021 Kovacs
D937,066 S * 11/2021 Willey D8/71
D944,076 S 2/2022 Quatraro et al.
D944,077 S 2/2022 Quatraro et al.
2003/0056908 A1 * 3/2003 Samelson A47H 1/022 160/330
2008/0115265 A1 * 5/2008 Heaslip A47K 3/38 4/610
2008/0282464 A1 * 11/2008 Bauer A47K 3/38 4/610
2013/0117926 A1 * 5/2013 Parker A47H 1/022 4/610

(Continued)

OTHER PUBLICATIONS

Black Shower Curtain Rod, Date Visited: Aug. 25, 2022, Amazon, Date Available: Dec. 28, 2021, <https://www.amazon.com/Curtain-Bathroom-Adjustable-Tension-Drilling/dp/B09PBBS25L> (Year: 2021).*

Primary Examiner — Karen S Acker
Assistant Examiner — Elizabeth S Ko

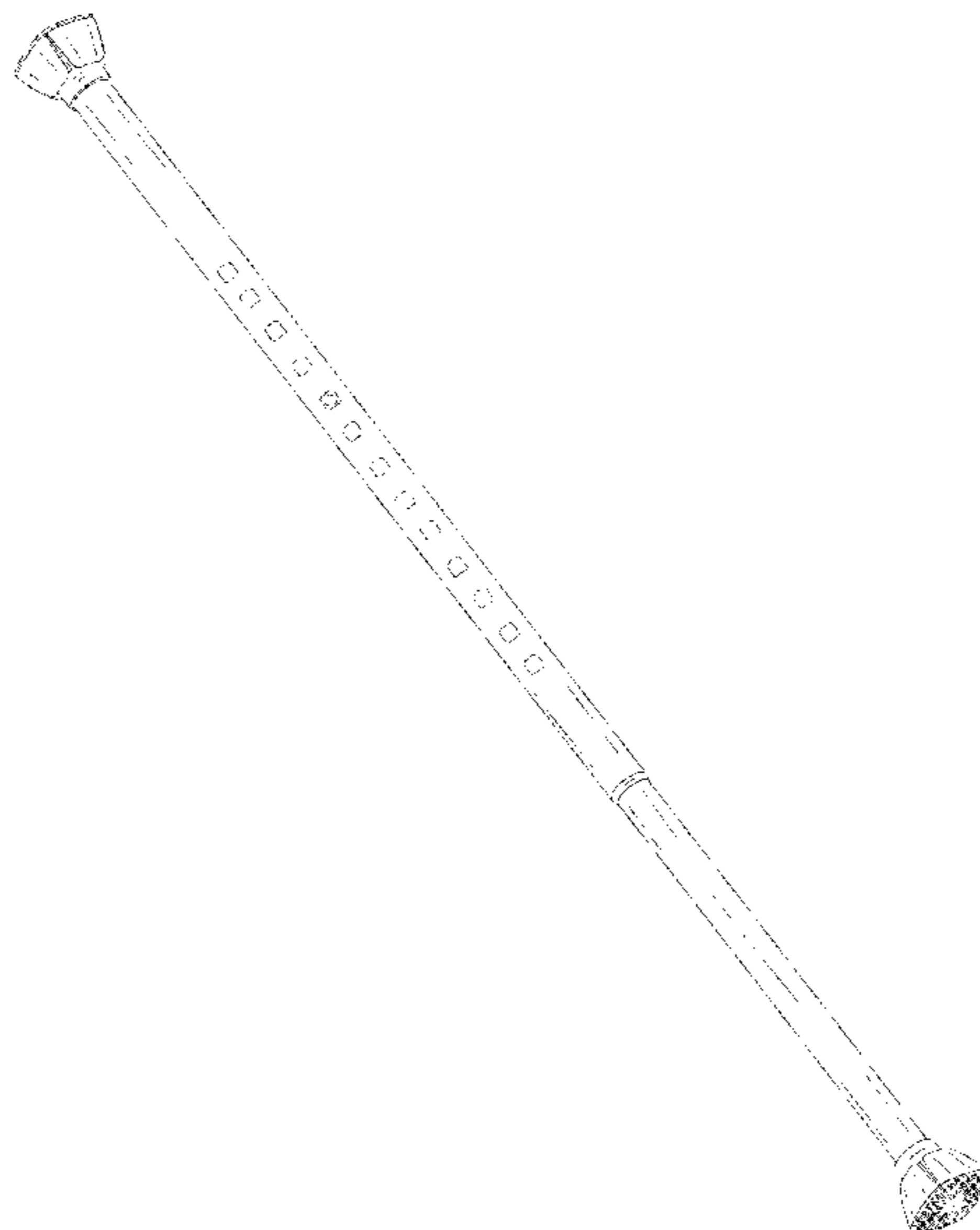
(57) **CLAIM**

The ornamental design for a tension curtain rod, as shown and described.

DESCRIPTION

FIG. 1 is a perspective view of a tension curtain rod showing my new design;
FIG. 2 is a front elevational view thereof;
FIG. 3 is a rear elevational view thereof;
FIG. 4 is a left side elevational view thereof;
FIG. 5 is a right side elevational view thereof;
FIG. 6 is a top plan view thereof; and,
FIG. 7 is a bottom plan view thereof.

1 Claim, 7 Drawing Sheets



(56)

References Cited

U.S. PATENT DOCUMENTS

2013/0276225 A1* 10/2013 Kitfield, Jr. A47K 3/38
4/610
2014/0131298 A1* 5/2014 Didehvar A47H 1/022
211/105.2
2014/0259368 A1* 9/2014 Parker A47K 3/38
4/610
2019/0249701 A1* 8/2019 Beyda F16B 2/04
2020/0281389 A1* 9/2020 Moss A47H 1/022
2021/0401212 A1* 12/2021 De Loynes A47K 3/38
2022/0160158 A1* 5/2022 Scanlon A47H 1/102

* cited by examiner

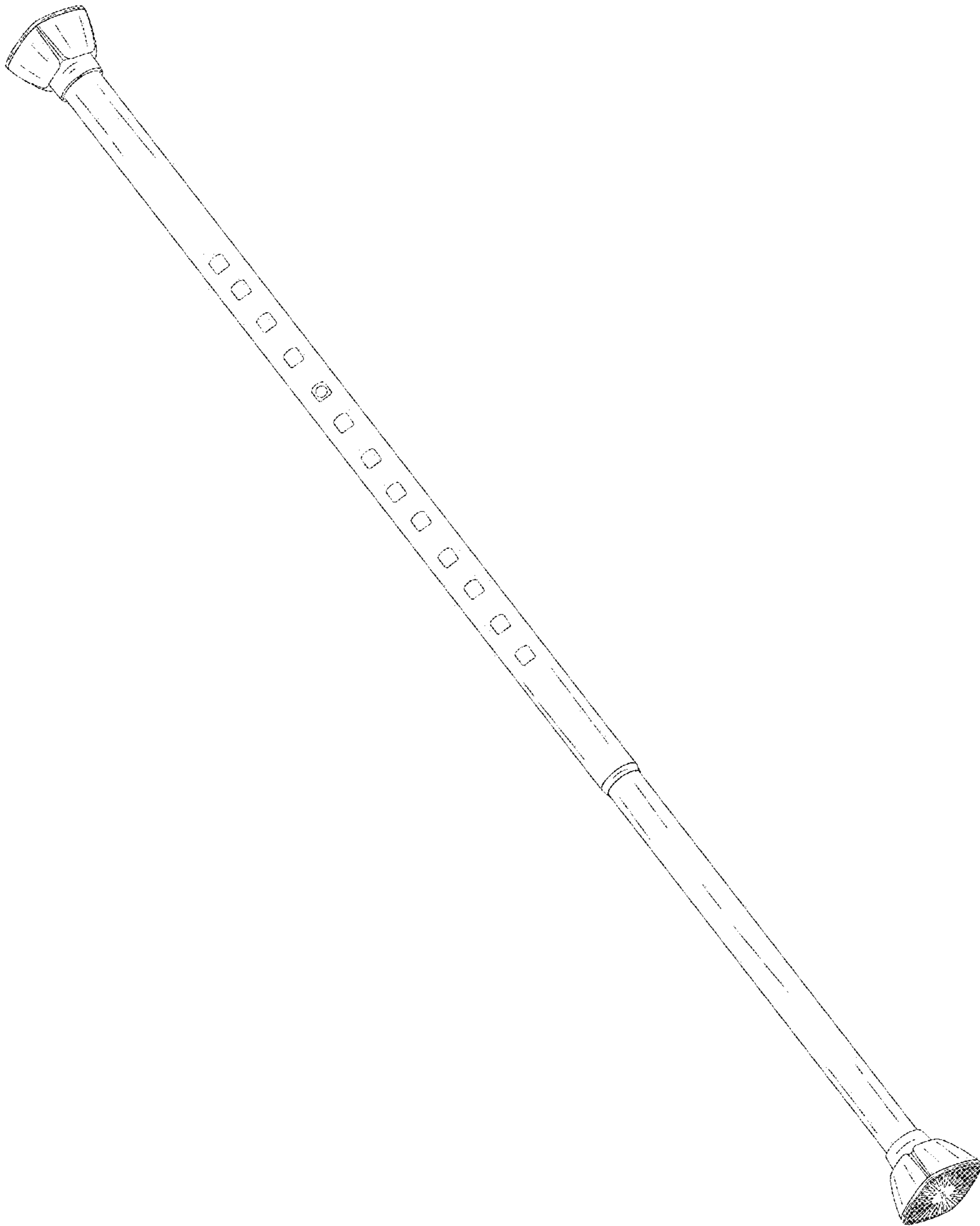


FIG. 1

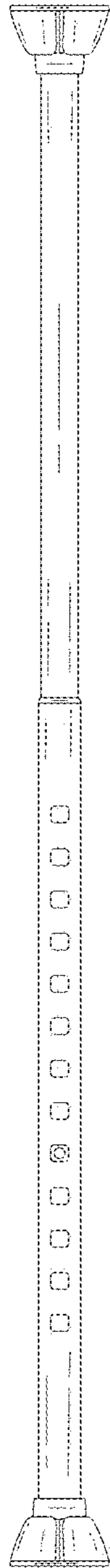


FIG. 2




FIG. 3

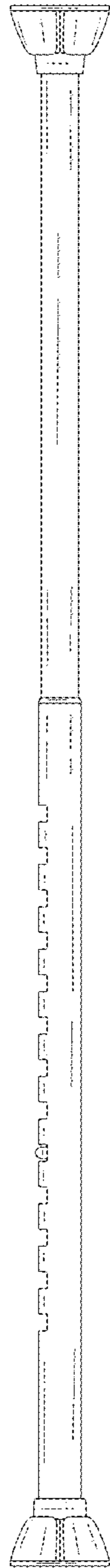


FIG. 4

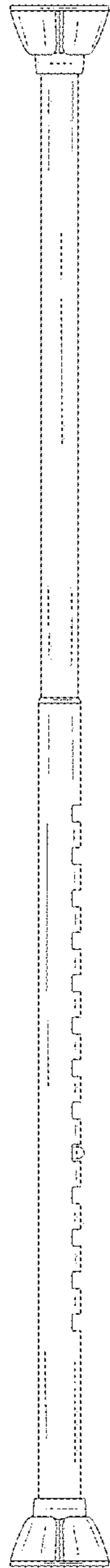


FIG. 5

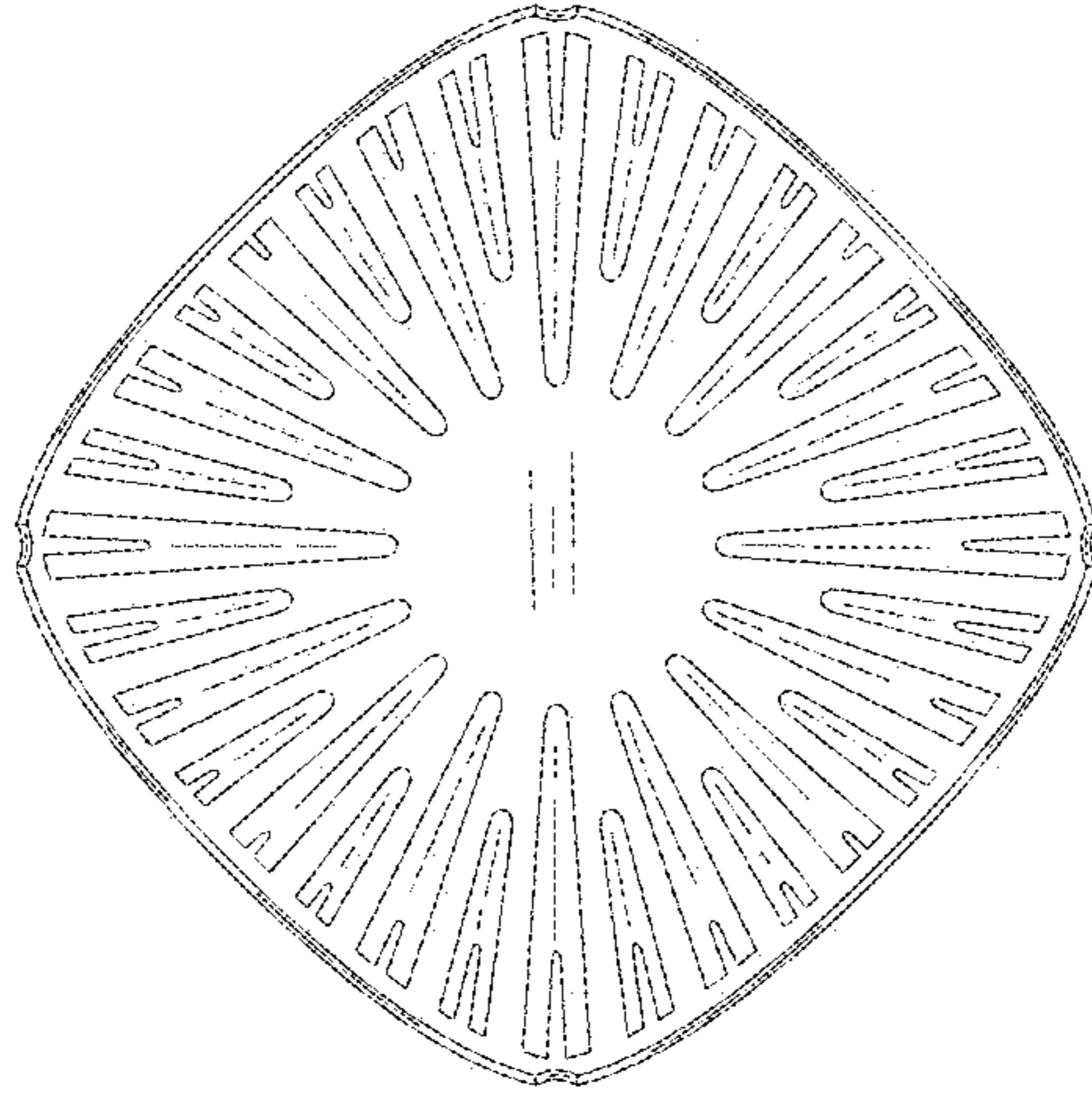


FIG. 6

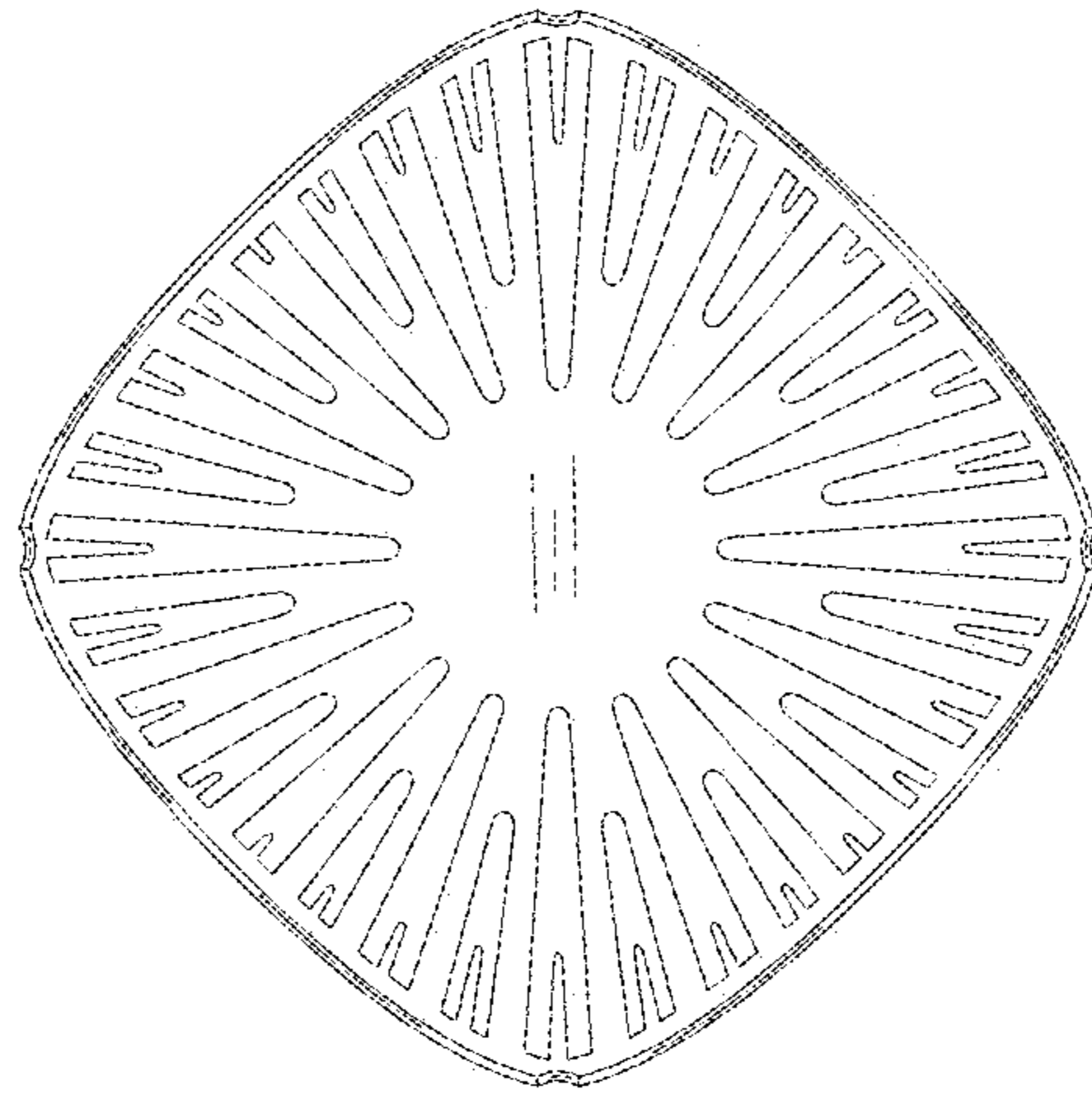


FIG. 7