



US00D972385S

(12) **United States Design Patent**
Clement

(10) **Patent No.:** **US D972,385 S**

(45) **Date of Patent:** **** Dec. 13, 2022**

(54) **SHRINK WRAP GUN**

(71) Applicant: **SEFMAT, Le Haillan (FR)**

(72) Inventor: **François Clement, Le Haillan (FR)**

(73) Assignee: **SEFMAT, Le Haillan (FR)**

(**) Term: **15 Years**

(21) Appl. No.: **29/775,854**

(22) Filed: **Mar. 25, 2021**

(30) **Foreign Application Priority Data**

Sep. 25, 2020 (EM) 008186571-0002

(51) **LOC (13) Cl.** **08-05**

(52) **U.S. Cl.**
USPC **D8/29.1**

(58) **Field of Classification Search**
USPC D8/14.1, 29.1–29.2, 30; D21/572;
D28/12–13, 18, 35

CPC A45D 20/00; A45D 20/04; A45D 20/10;
A45D 20/12; A45D 2020/128

See application file for complete search history.

(56) **References Cited**

U.S. PATENT DOCUMENTS

D304,011 S *	10/1989	Seraphin	D8/29.1
D328,694 S *	8/1992	Courrage	D8/30
6,227,846 B1 *	5/2001	Zagoroff	F23D 14/64 431/345
D564,317 S *	3/2008	Le Drappier	D8/29.1
D651,342 S *	12/2011	Kim	D28/13
D715,484 S *	10/2014	Kang	A45D 20/12 D28/13
D856,769 S *	8/2019	Boivin	D8/29.1
D859,738 S *	9/2019	Huang	D28/13
D866,067 S *	11/2019	Thompson	D28/13
D867,658 S *	11/2019	Huang	D28/13

D901,767 S *	11/2020	Huang	D28/13
D914,970 S *	3/2021	Huang	D28/13
D914,971 S *	3/2021	Huang	D28/13
D915,667 S *	4/2021	Huang	D28/13
D925,826 S *	7/2021	Grienay	D28/13
D930,899 S *	9/2021	Zhang	D28/13
D931,531 S *	9/2021	Chen	D28/13
D947,631 S *	4/2022	Yang	D8/29.1
D948,117 S *	4/2022	Lin	D28/13
D952,249 S *	5/2022	Luo	D28/13
D952,250 S *	5/2022	Kan	D28/13

(Continued)

OTHER PUBLICATIONS

Ripack 2200 Heat Gun, Extension & Spares Kit Combo, Feb. 19, 2016, amazon.com, Apr. 21, 2022, URL: <https://www.amazon.com/Ripack-2200-Extension-Spares-Combo/dp/B087G7H53N/> (Year: 2016).*

(Continued)

Primary Examiner — Keith J Wilson
(74) *Attorney, Agent, or Firm* — Wenderoth, Lind & Ponack, L.L.P.

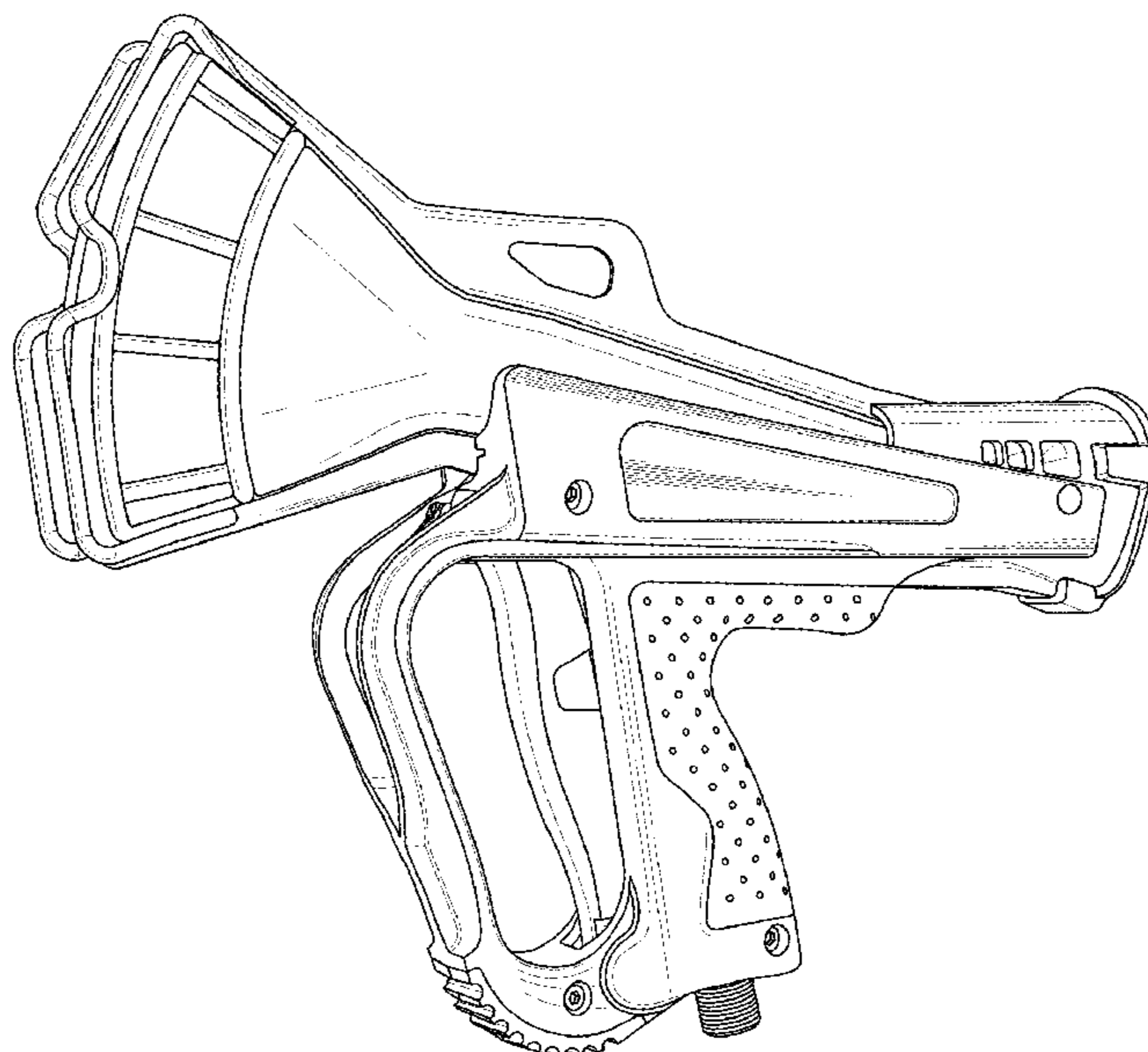
(57) **CLAIM**

The ornamental design for a shrink wrap gun, as shown.

DESCRIPTION

FIG. 1 is a perspective view of a shrink wrap gun embodying my design;
FIG. 2 is a front view thereof;
FIG. 3 is a rear view thereof;
FIG. 4 is a right side view thereof;
FIG. 5 is a left side view thereof;
FIG. 6 is a top view thereof; and,
FIG. 7 is a bottom view thereof.
The broken lines in the drawings illustrate portions of the shrink wrap gun which form no part of the claimed design.

1 Claim, 7 Drawing Sheets



(56)

References Cited

U.S. PATENT DOCUMENTS

D953,634 S * 5/2022 Santos D28/13
D954,346 S * 6/2022 Lee D28/13
2010/0075266 A1* 3/2010 Clement F23D 14/64
431/350
2011/0217662 A1* 9/2011 Zagoroff F23Q 3/002
431/264
2012/0288808 A1* 11/2012 Clement F23D 14/38
431/158
2012/0288809 A1* 11/2012 Clement F23Q 3/002
431/158

OTHER PUBLICATIONS

Shrink RapidShrink 100 Propane Heat Tool, Oct. 20, 2012, amazon.com, Apr. 21, 2022, URL: <https://www.amazon.com/Shrink-RapidShrink-Propane-Heat-Tool/dp/B009V11U6C/> (Year: 2012).*

Shrinkfast 998 Heat Gun, 200000 BTU Propane, Aug. 11, 2016, amazon.com, Apr. 21, 2022, URL: <https://www.amazon.com/Shrink-Wrap-International-Shrinkfast-Heat/dp/B000N9O7U2/> (Year: 2016).*

Ripack 3000 Heat Gun 3000, Feb. 19, 2016, amazon.com, Apr. 21, 2022, URL: <https://www.amazon.com/Ripack-3000-Heat-Gun/dp/B086FBN4WC/> (Year: 2016).*

* cited by examiner

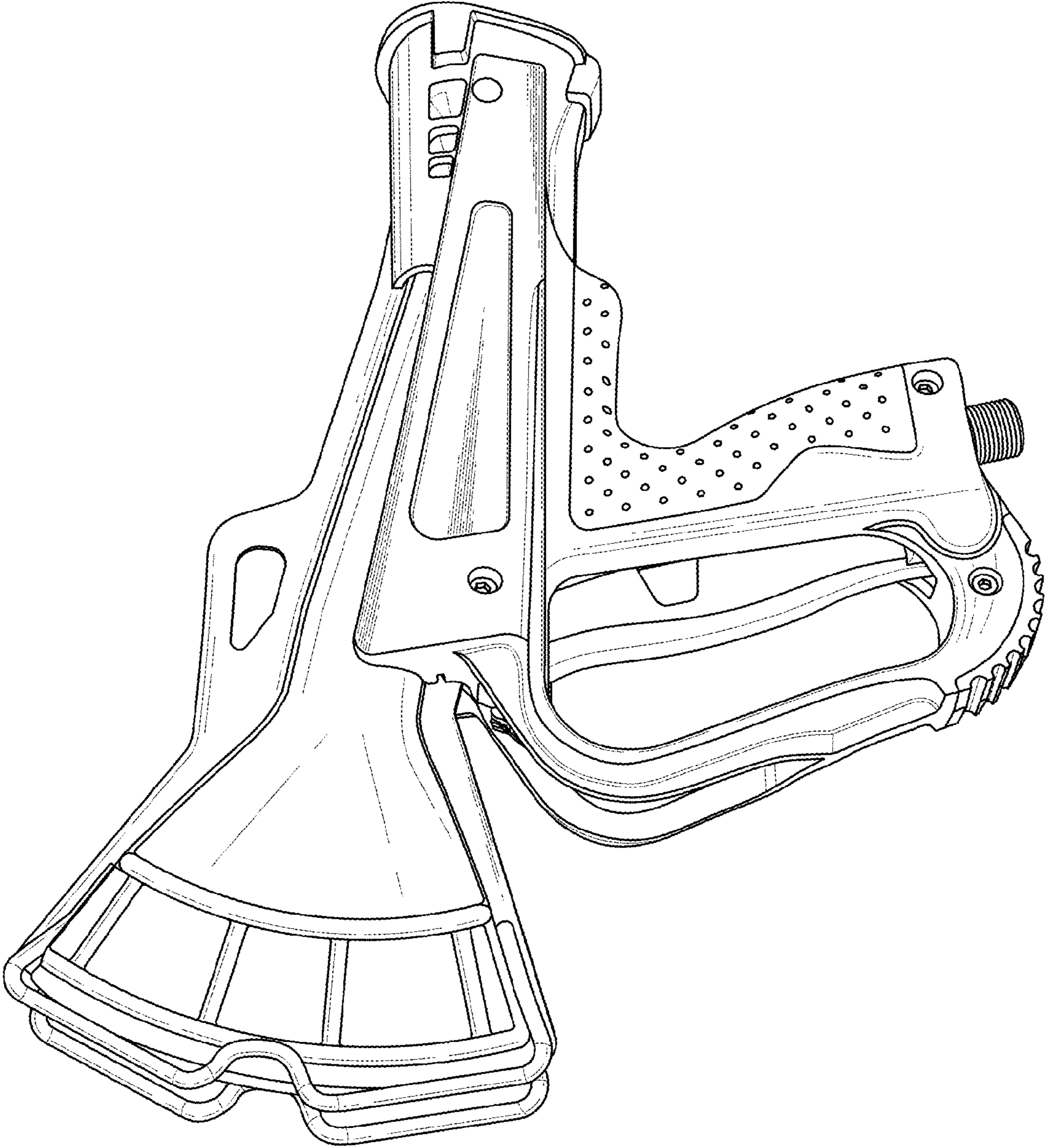


FIG. 1

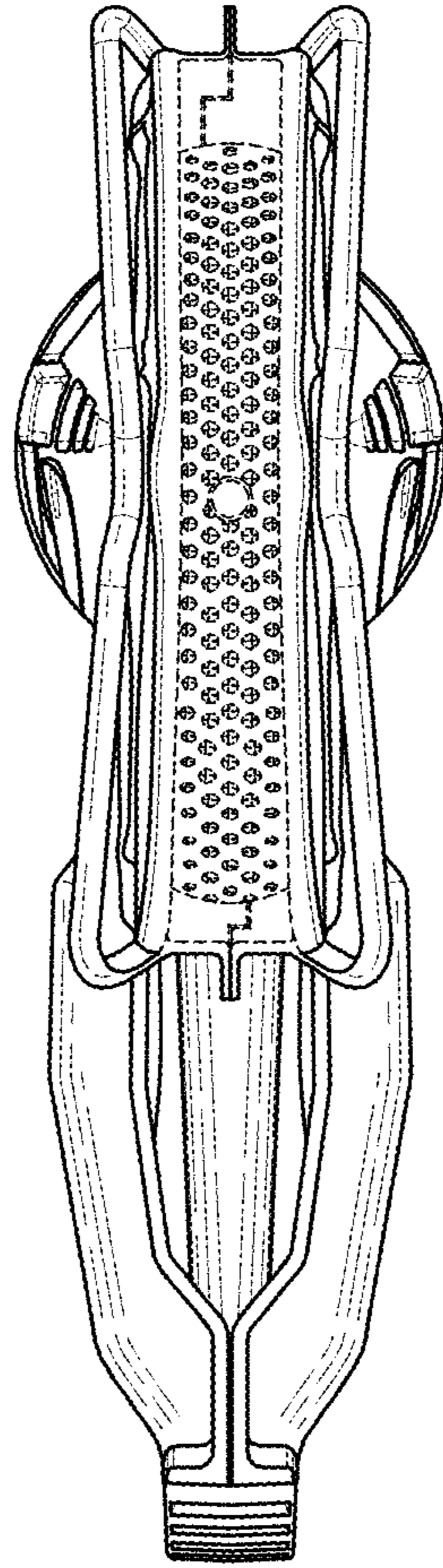


FIG. 2

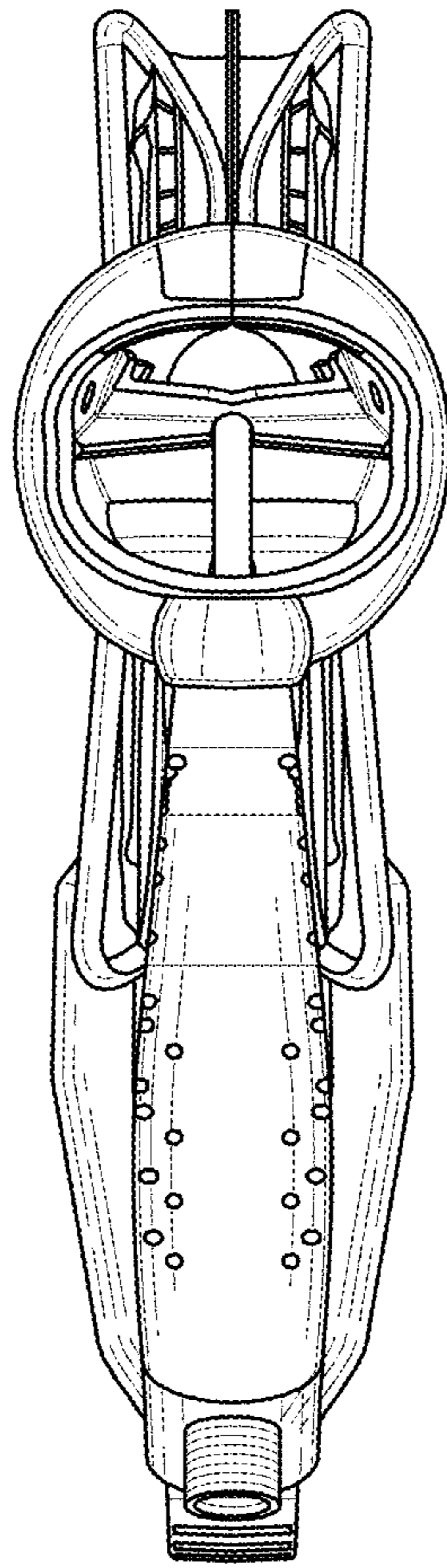


FIG. 3

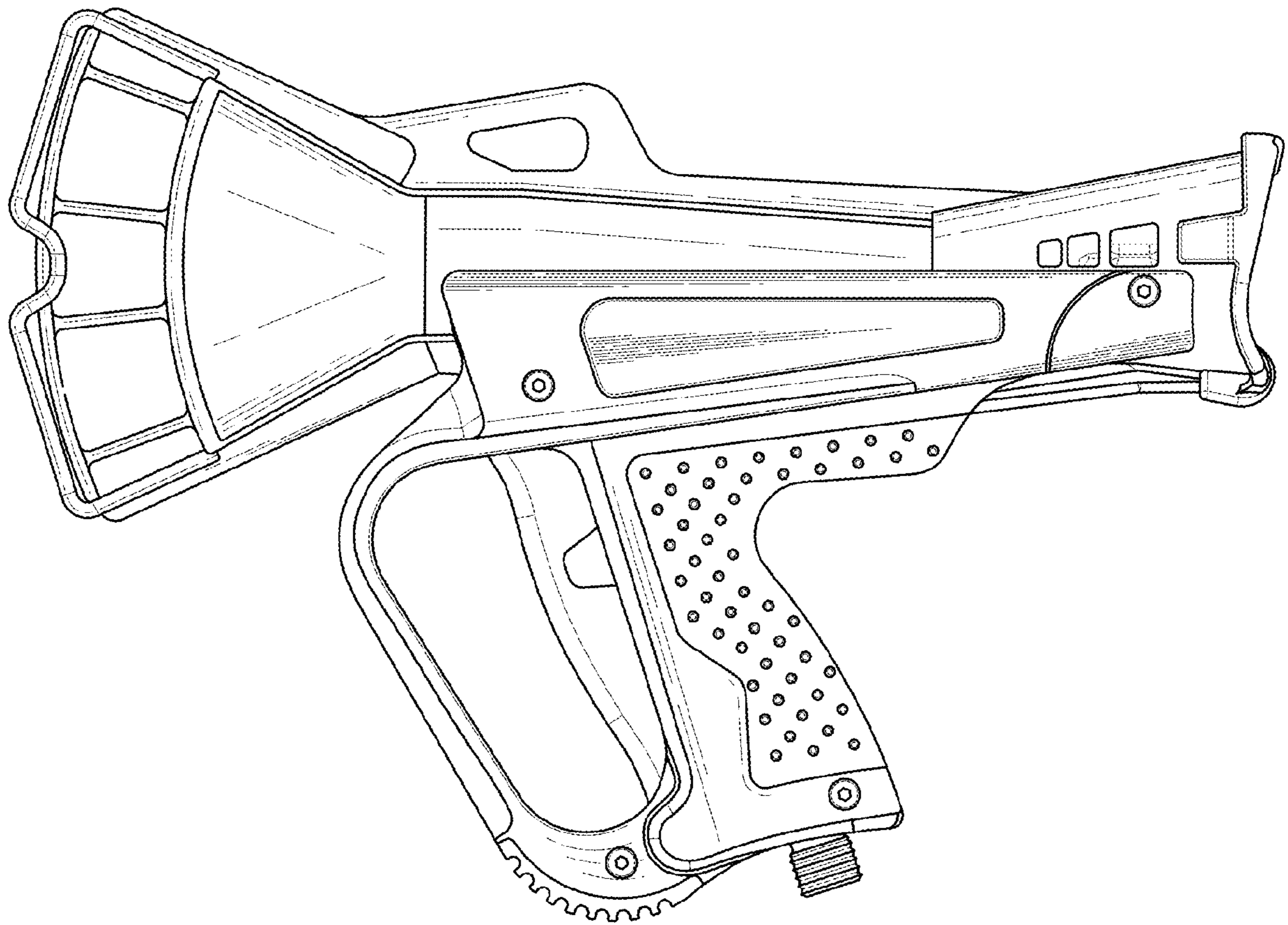


FIG. 4

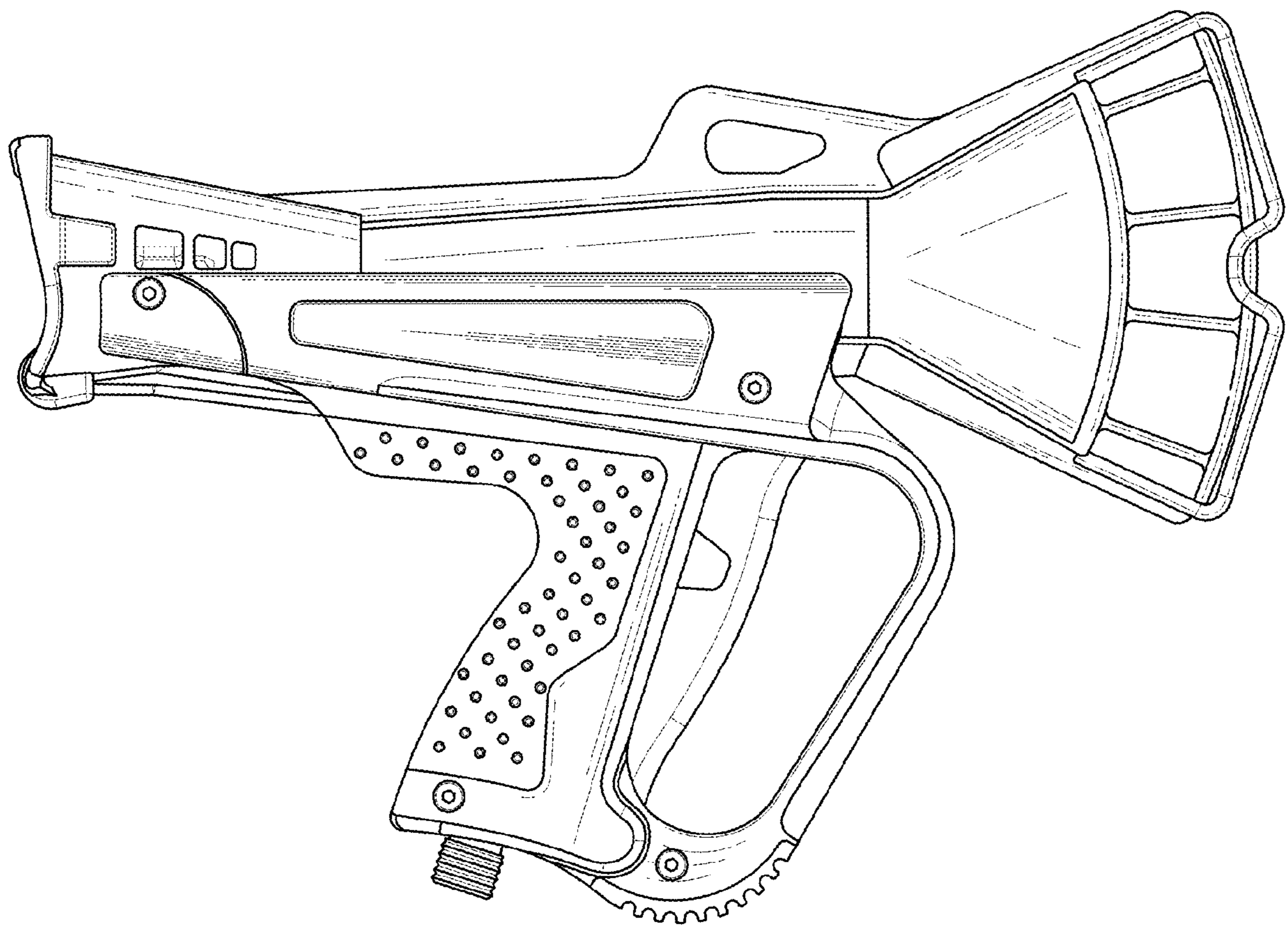


FIG. 5

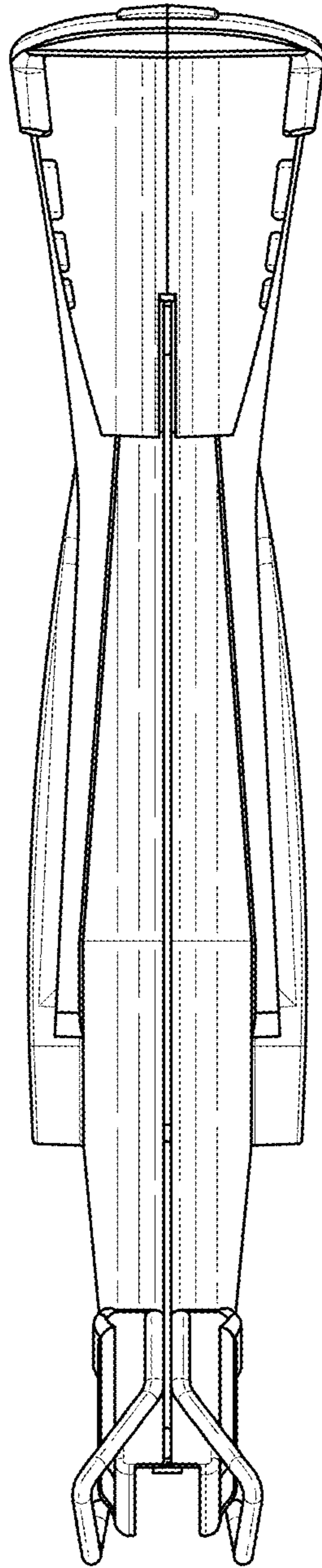


FIG. 6

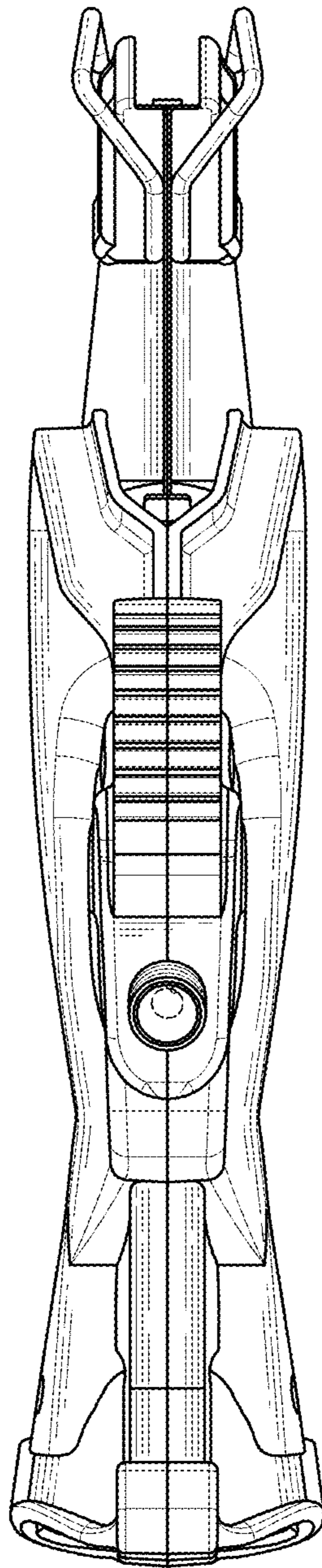


FIG. 7