



US00D972380S

(12) **United States Design Patent**  
**Gentry**

(10) **Patent No.: US D972,380 S**

(45) **Date of Patent: \*\* Dec. 13, 2022**

(54) **GARDENING TOOL HEAD**  
(71) Applicant: **Harold Gentry**, Fresno, TX (US)  
(72) Inventor: **Harold Gentry**, Fresno, TX (US)  
(\*\*) Term: **15 Years**  
(21) Appl. No.: **29/761,385**

5,142,855 A \* 9/1992 Guidarelli ..... A01D 7/06  
56/400.21  
D332,554 S \* 1/1993 Gomez ..... D8/1  
D349,023 S \* 7/1994 Linden ..... A01D 7/00  
D8/13  
D353,979 S \* 1/1995 Sargeant ..... A01D 7/00  
D8/13  
5,411,101 A 5/1995 Bonavitacola  
5,518,284 A 5/1996 Lynn  
D375,332 S \* 11/1996 Kino ..... A01D 7/06  
D21/532

(22) Filed: **Dec. 9, 2020**

(Continued)

(51) **LOC (13) Cl. .... 08-05**

(52) **U.S. Cl.**  
USPC ..... **D8/13**

(58) **Field of Classification Search**  
USPC ..... D8/1, 13; 56/400.17, 400.21, 400.01  
CPC ..... A01D 7/00  
See application file for complete search history.

FOREIGN PATENT DOCUMENTS

WO 2009046489 4/2009

*Primary Examiner* — Rachel A. Voorhies  
*Assistant Examiner* — Benjamin D. Wannemacher

(56) **References Cited**

U.S. PATENT DOCUMENTS

385,751 A \* 7/1888 Gibbs ..... A01D 7/06  
56/400.21  
D34,762 S \* 7/1901 Hall ..... D8/13  
795,383 A \* 7/1905 Arason ..... A01D 11/06  
56/400.01  
863,632 A \* 8/1907 Peterson ..... A01D 7/00  
256/47  
1,050,721 A 1/1913 Dickson  
1,902,705 A \* 3/1933 Kee ..... A01B 1/12  
172/380  
2,780,976 A \* 2/1957 Koering ..... A01B 1/16  
172/378  
2,909,385 A \* 10/1959 Meredith ..... A01B 1/04  
294/49  
D193,486 S \* 8/1962 Wenger ..... D8/6  
D198,138 S \* 5/1964 Langlie ..... D8/13  
D209,660 S \* 12/1967 Lind ..... D30/162  
4,174,003 A \* 11/1979 Zepeda ..... A01D 7/00  
56/400.06  
D269,129 S \* 5/1983 Manfre ..... D30/162  
D317,854 S \* 7/1991 Pifalo ..... D8/11

(57) **CLAIM**

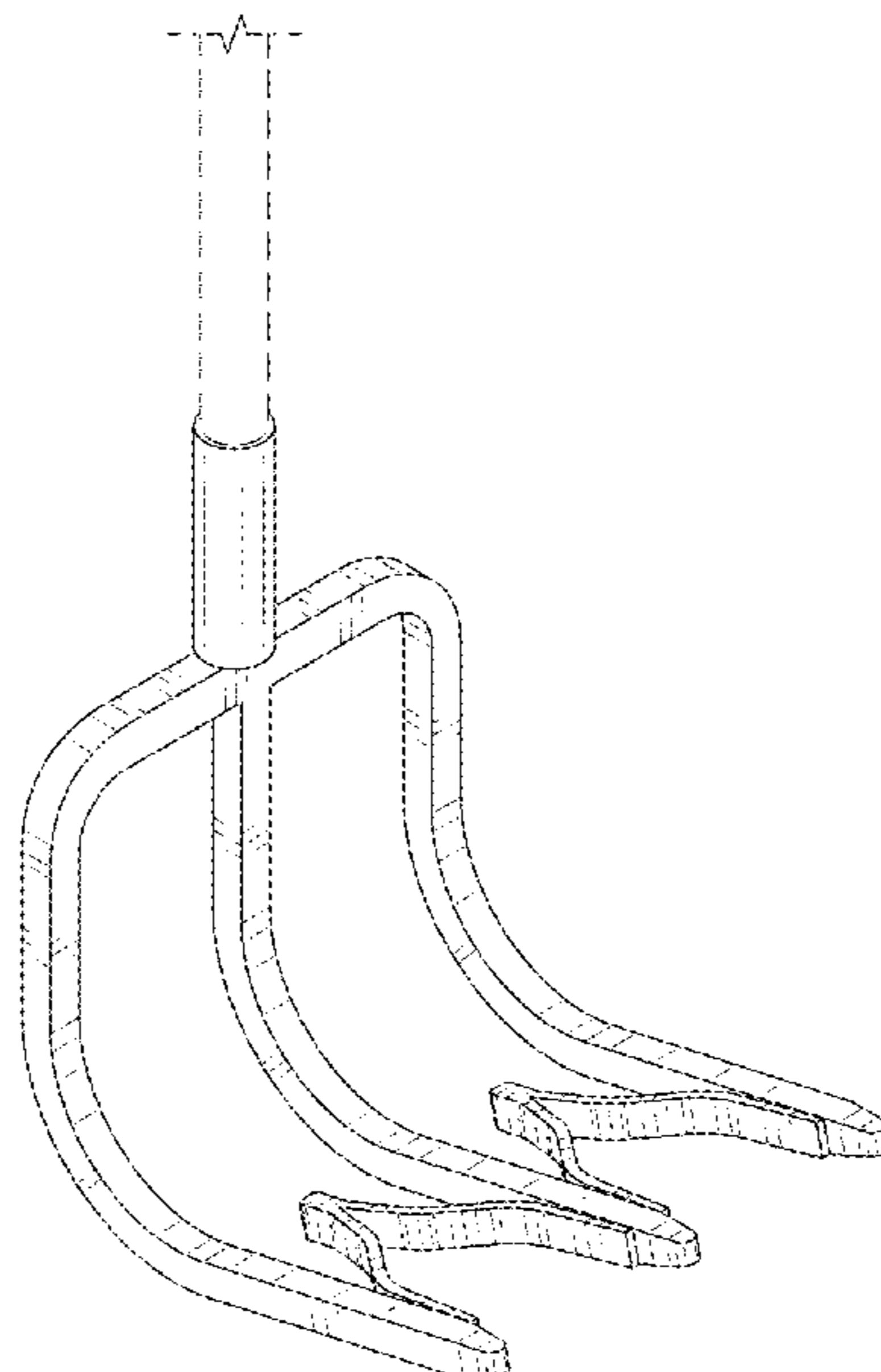
The ornamental design for a gardening tool head, as shown and described.

**DESCRIPTION**

FIG. 1 is a front view of a gardening tool head showing my new design;  
FIG. 2 is a rear view of the gardening tool head;  
FIG. 3 is a right side view of the gardening tool head;  
FIG. 4 is a left side view of the gardening tool head;  
FIG. 5 is a top view of the gardening tool head;  
FIG. 6 is a bottom view of the gardening tool head; and,  
FIG. 7 is a top front side perspective view of the gardening tool head.

The broken lines are included for the purpose of illustrating portions of the gardening tool head and forms no part of the claimed design. The dot-dash broken lines in FIG. 7 are for the purpose of illustrating a symbolic break. The portion between the break lines forms no part of the claimed design.

**1 Claim, 7 Drawing Sheets**



(56)

**References Cited**

U.S. PATENT DOCUMENTS

D389,024	S	*	1/1998	Jensen, Jr.	.....	A01D 7/06	
						D8/13	
D391,133	S	*	2/1998	Lee	.....	A01D 11/06	
						D8/13	
6,179,062	B1	*	1/2001	Firman	.....	A01B 1/16	
						172/376	
D682,642	S	*	5/2013	Baker	.....	A01B 1/16	
						D8/13	
D905,516	S	*	12/2020	Thorn	.....	A01B 1/16	
						D8/13	
2003/0159841	A1		8/2003	Hall			
2008/0264655	A1		10/2008	Knowlden			
2015/0264855	A1		9/2015	Lukensow			

\* cited by examiner

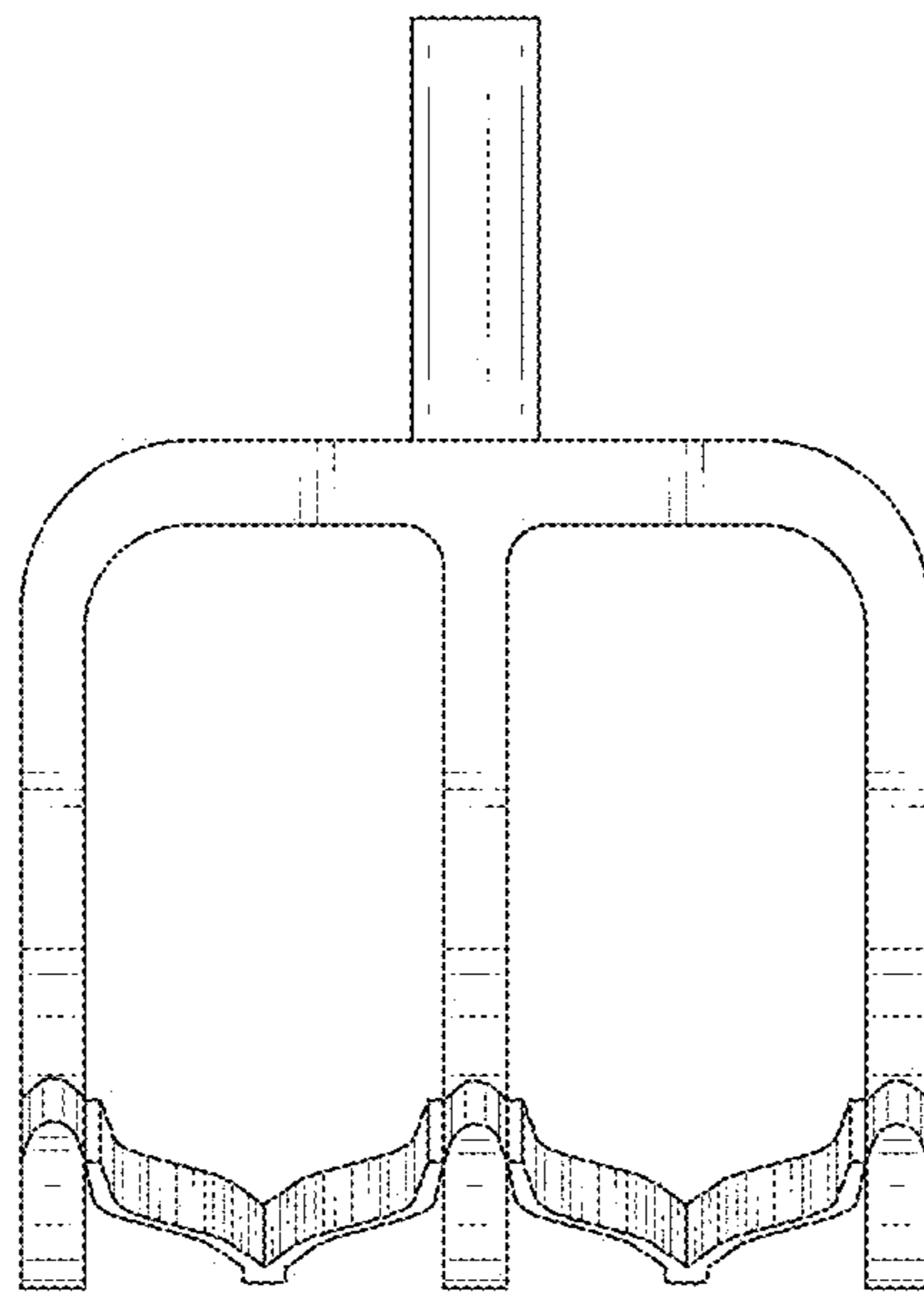


FIG. 1

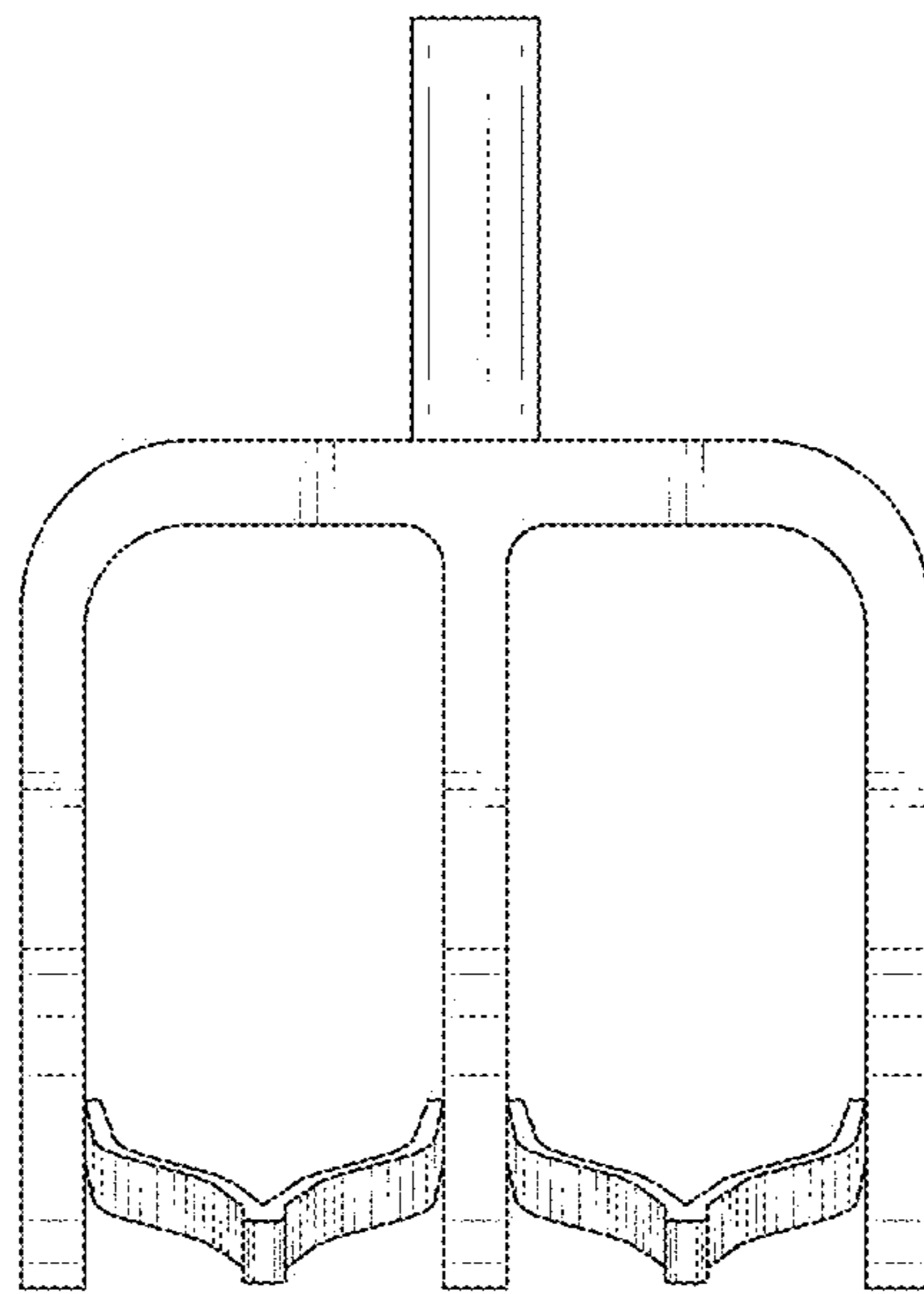


FIG. 2

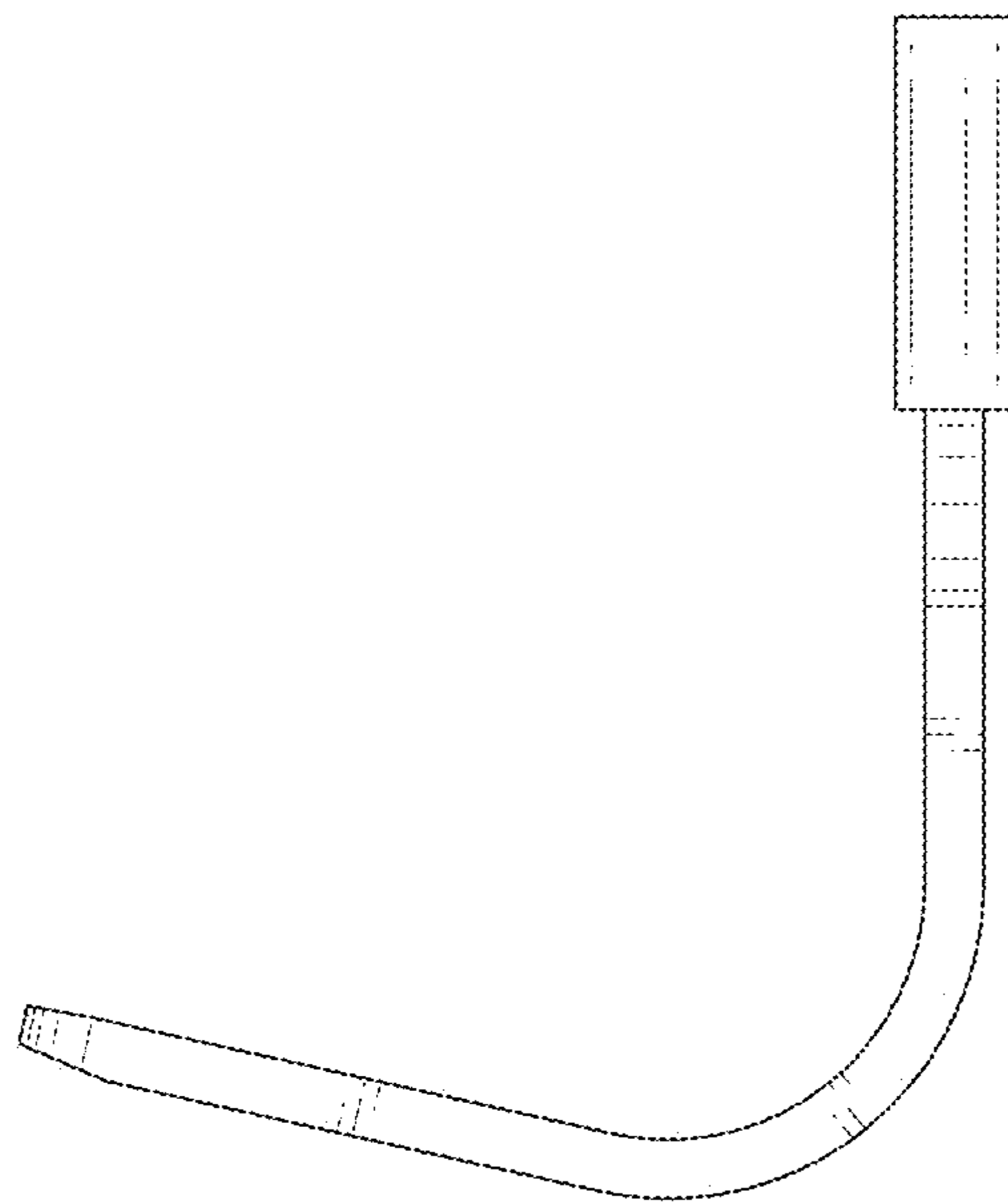


FIG. 3

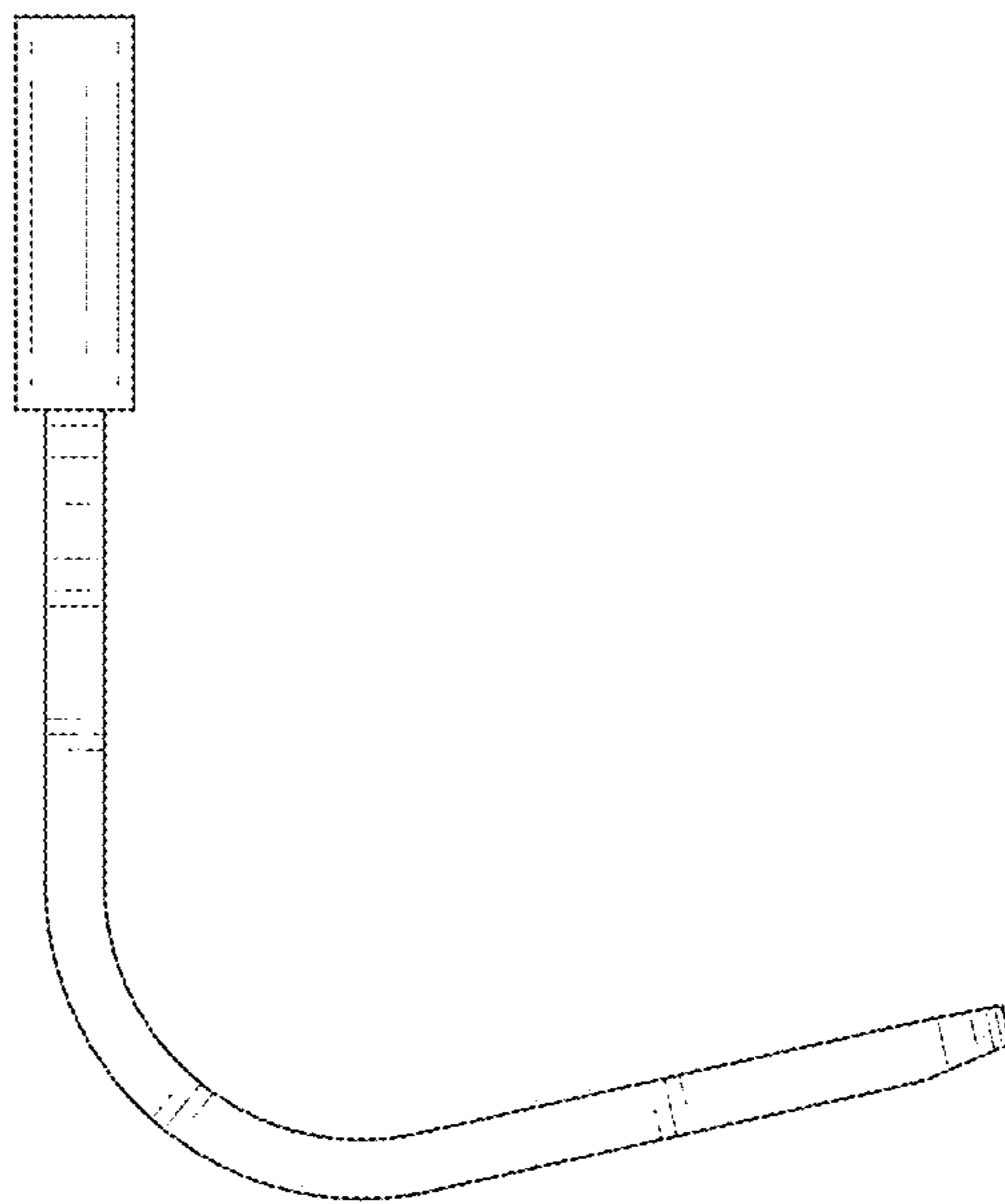


FIG. 4

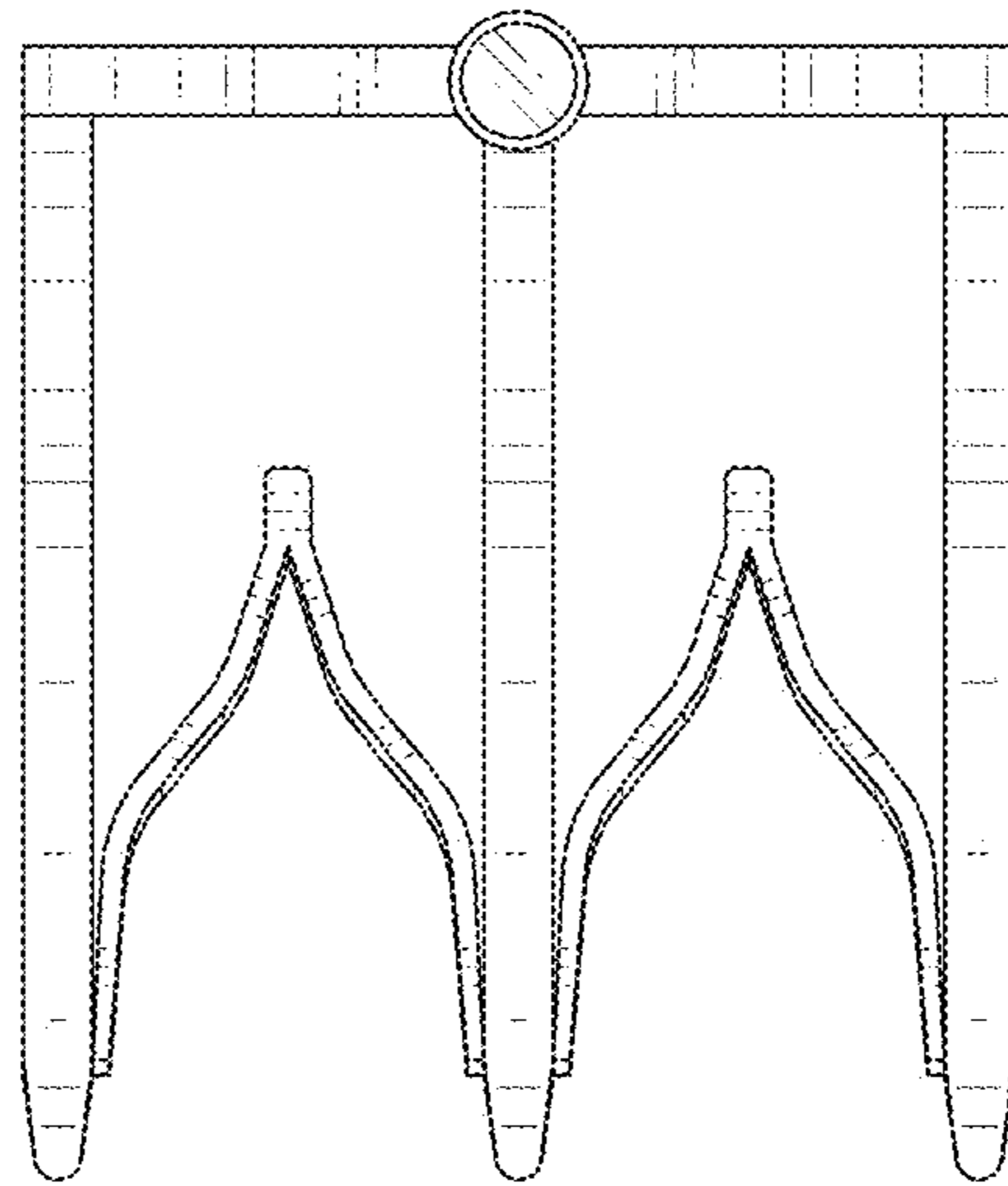


FIG. 5

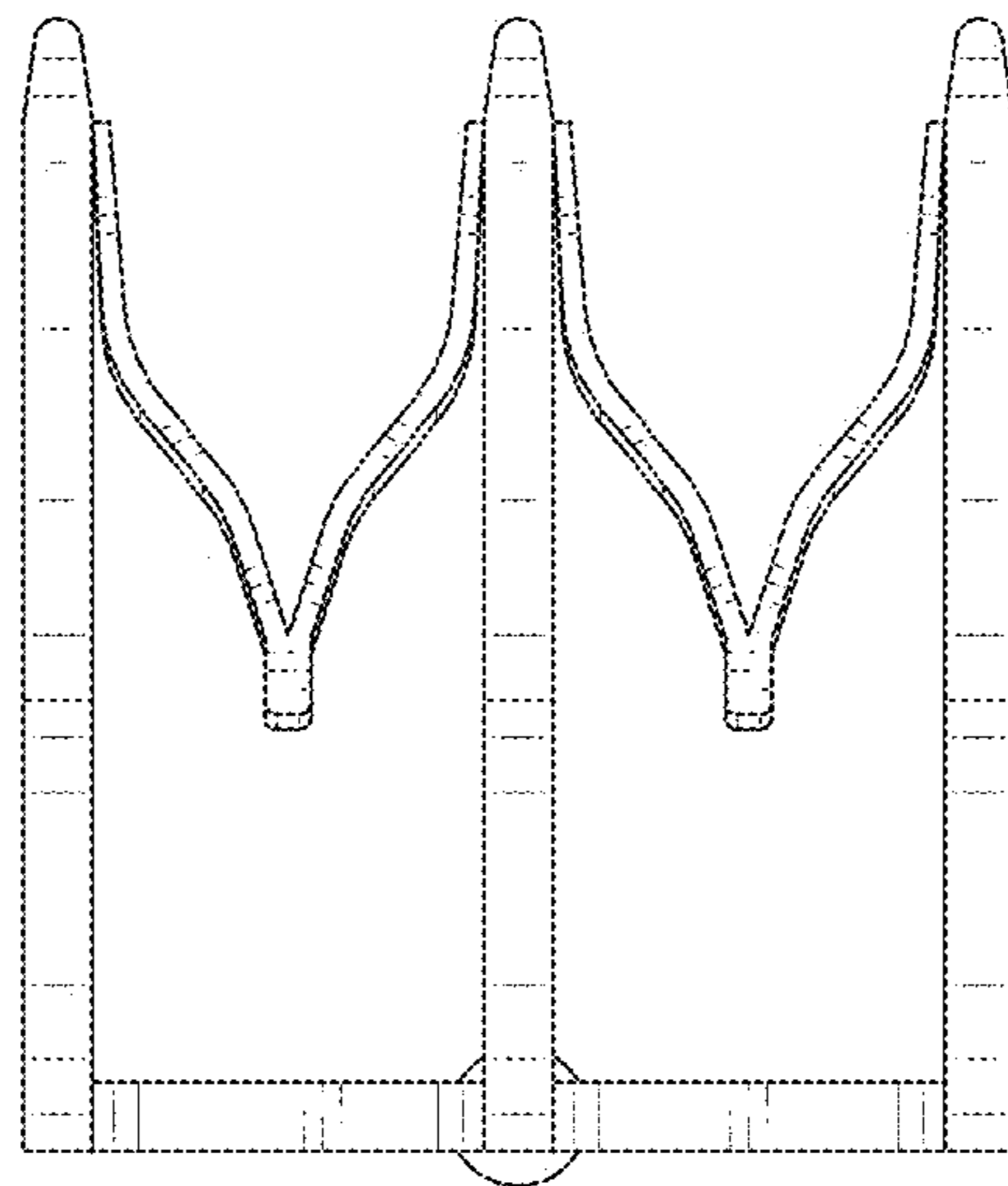


FIG. 6



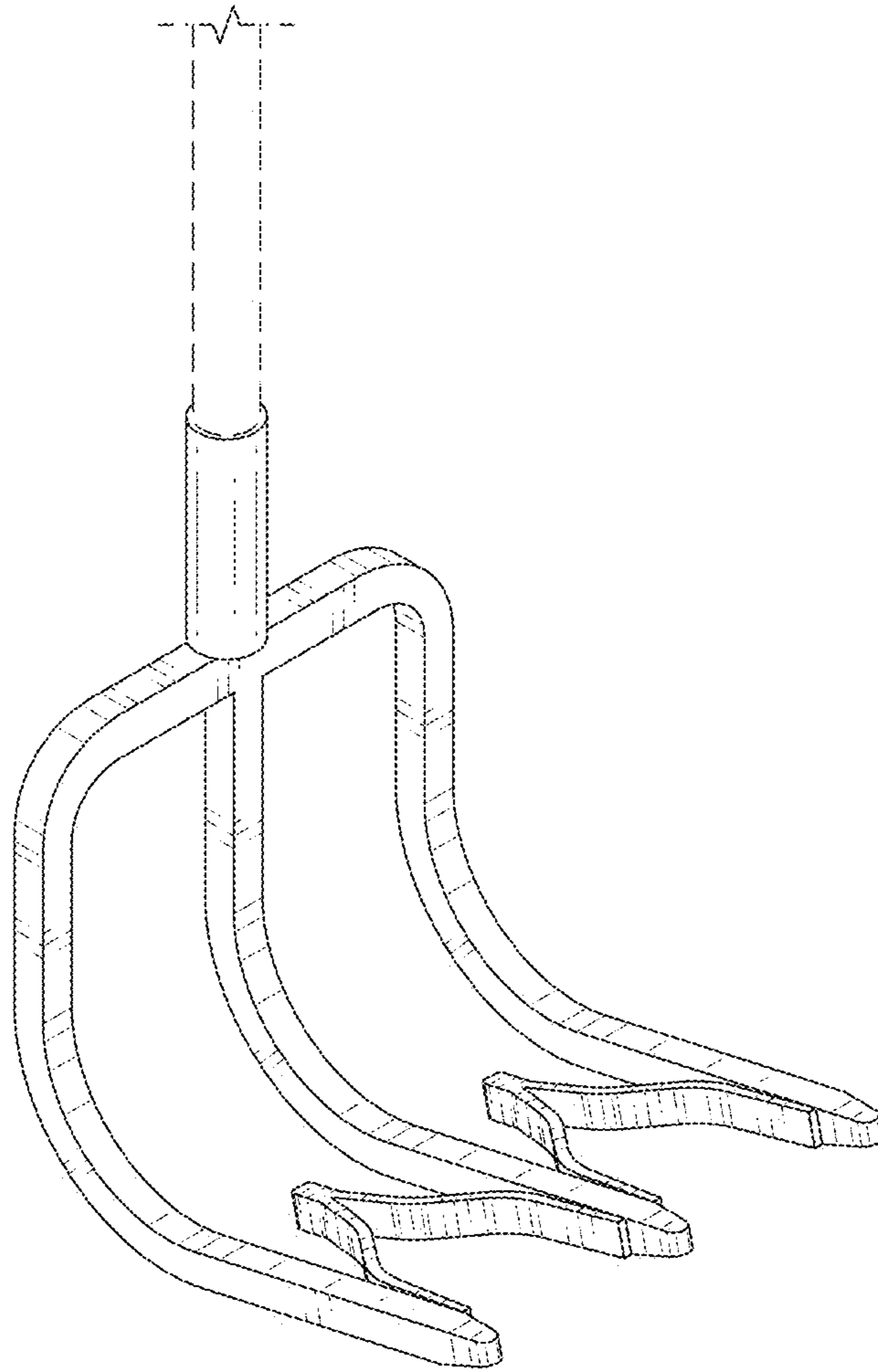


FIG. 7