

US00D972352S

(12) **United States Design Patent**
Jenkins

(10) **Patent No.:** **US D972,352 S**
(45) **Date of Patent:** **** Dec. 13, 2022**

(54) **FOOT FOR AUDIO EQUIPMENT**

- (71) Applicant: **Jeffrey Schering Jenkins**, Llano, TX (US)
- (72) Inventor: **Jeffrey Schering Jenkins**, Llano, TX (US)
- (73) Assignee: **CARBIDE AUDIO LLC**, Llano, TX (US)
- (**) Term: **15 Years**
- (21) Appl. No.: **29/784,429**
- (22) Filed: **May 19, 2021**
- (51) **LOC (13) Cl.** **06-06**
- (52) **U.S. Cl.**
USPC **D6/710**
- (58) **Field of Classification Search**
USPC D14/125–129, 155–159, 160–173,
D14/187–188, 189–198, 203.1–203.8,
(Continued)

(56) **References Cited**

U.S. PATENT DOCUMENTS

- D62,960 S * 8/1923 Pettibone D8/360
 - D253,289 S * 10/1979 Kato D8/312
- (Continued)

OTHER PUBLICATIONS

BLUECELL Pack of 4 pcs Aluminum Speaker Isolation Feet Pad, date first available: May 23, 2018, [retrieved Aug. 10, 2022], Retrieved from Internet, URL: <https://www.amazon.com/dp/B07D7S8F3T/ref=sspa_dk_detail_1?psc=1&pf_rd_p=3481f441-61ac-4028-9c1a-7f9ce8ec50c5&pf_rd_r=C8JBVXVJ5HR%E2%80%A6> (Year: 2018).*

(Continued)

Primary Examiner — Messina L Smith

Assistant Examiner — Aram Kwon

(57) **CLAIM**

I claim the ornamental design for a foot for audio equipment, as shown and described.

DESCRIPTION

FIG. 1 is a top, front, and right side perspective view of the first embodiment of a foot for audio equipment showing my new design;

FIG. 2 is a perspective view of the bottom, rear, and left side of the foot for audio equipment of FIG. 1;

FIG. 3 is a front elevational view of the foot for audio equipment of FIG. 1;

FIG. 4 is a rear elevational view of the foot for audio equipment of FIG. 1;

FIG. 5 is a right side elevational view of the foot for audio equipment of FIG. 1, the left side elevational view being a mirror image thereof;

FIG. 6 is a top plan view of the foot for audio equipment of FIG. 1;

FIG. 7 is a bottom plan view of the foot for audio equipment of FIG. 1;

FIG. 8 is a top, front, and right side perspective view of the second embodiment of the foot for audio equipment showing my new design;

FIG. 9 is a perspective view of the bottom, rear, and left side of the foot for audio equipment of FIG. 8;

FIG. 10 is a front elevational view of the foot for audio equipment of FIG. 8;

FIG. 11 is a rear elevational view of the foot for audio equipment of FIG. 8;

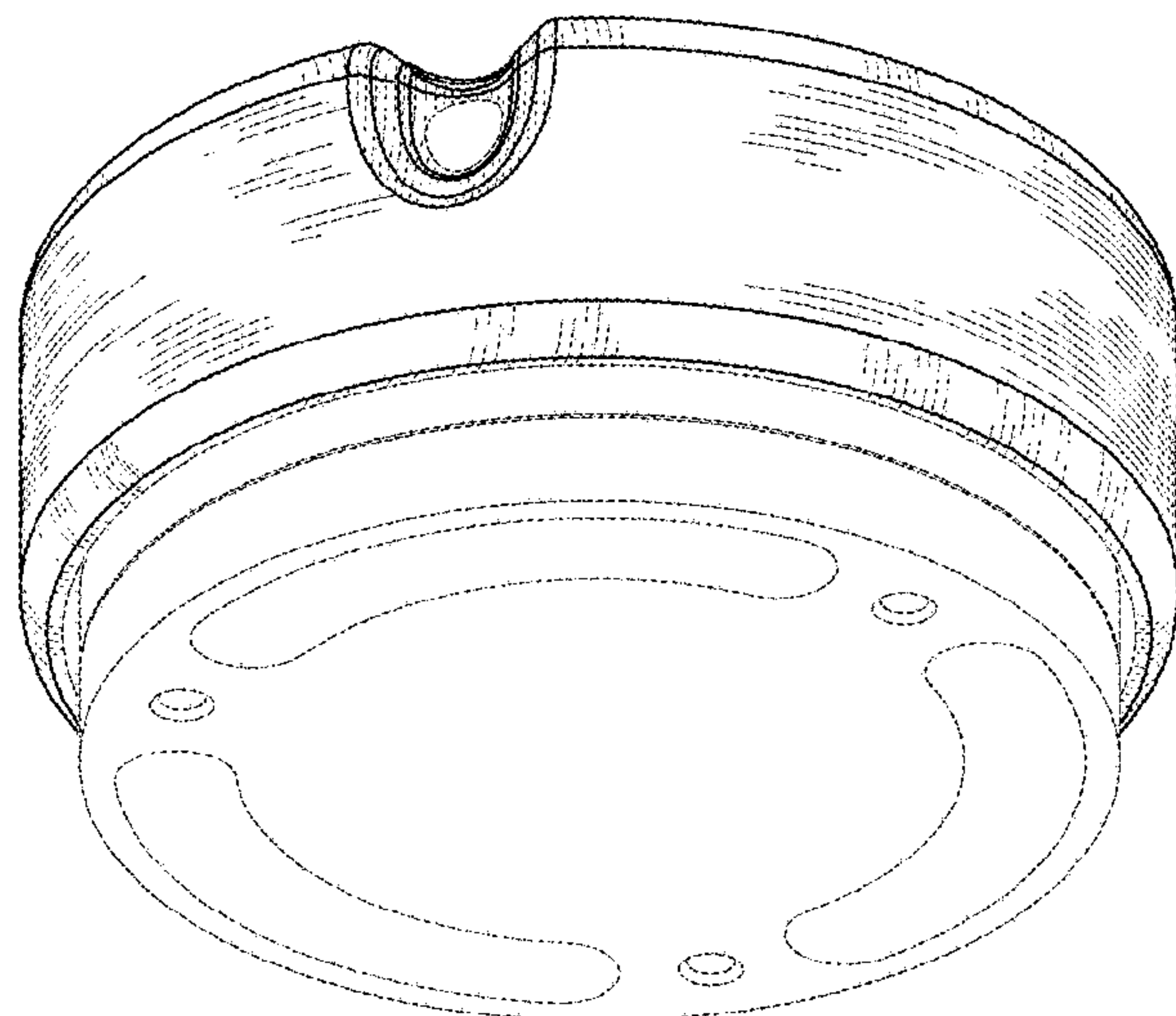
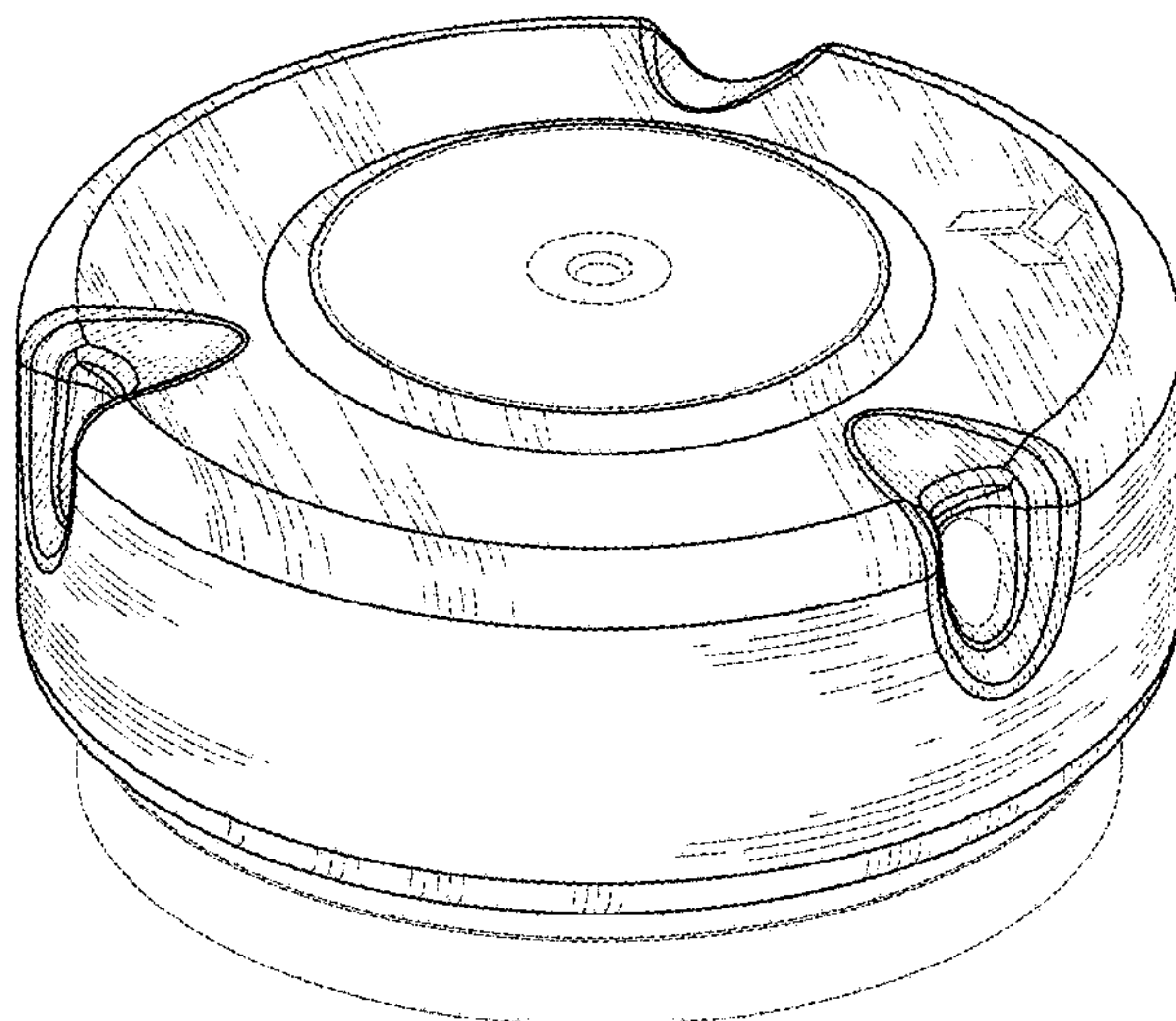
FIG. 12 is a right side elevational view of the foot for audio equipment of FIG. 8, the left side elevational view being a mirror image thereof;

FIG. 13 is a top plan view of the foot for audio equipment of FIG. 8; and,

FIG. 14 is a bottom plan view of the foot for audio equipment of FIG. 8.

The broken lines in the drawings show portions of the foot for audio equipment that form no part of the claimed design.

1 Claim, 10 Drawing Sheets



(58) **Field of Classification Search**

USPC D14/204–216, 217–222, 223, 224–229,
D14/239, 251–253, 257–258, 335–337,
D14/371–382, 432, 439–441, 447–452,
D14/457, 492, 496, 498–506;
D6/672–673, 675.1, 682, 710
CPC H04R 1/02; H04R 1/021; H04R 1/025;
H04R 1/026; H04R 1/028; H04R 1/06;
H04R 1/105; H04R 1/323; H04R 1/403;
H04R 1/2803; H04R 1/2834

See application file for complete search history.

D796,355 S * 9/2017 Cho D10/70
9,793,869 B1 * 10/2017 Snyder H04M 1/02
D820,318 S * 6/2018 Mullins D14/496
D834,567 S * 11/2018 Snyder D14/228
D875,085 S * 2/2020 Sahlin D14/228
D878,180 S * 3/2020 Bertani D8/311
D888,024 S * 6/2020 Li D14/228
D894,122 S * 8/2020 Ye D13/108
D896,365 S * 9/2020 Sipe D24/108
D901,458 S * 11/2020 Plenge D14/228
D903,125 S * 11/2020 Burns D24/188
D916,670 S * 4/2021 Knupfer D13/171
D918,861 S * 5/2021 Chen D14/206
D954,268 S * 6/2022 Burns D24/188
D960,013 S * 8/2022 Konen D10/106.1

(56) **References Cited**

U.S. PATENT DOCUMENTS

D271,843 S * 12/1983 Ferdinand D8/312
D408,506 S * 4/1999 Gottwald D23/260
D461,876 S * 8/2002 Green D23/250
D472,947 S * 4/2003 Wu D8/312
D505,368 S * 5/2005 Furuya D12/179
D527,627 S * 9/2006 Liebe D9/428
D554,614 S * 11/2007 Lin D14/509
D574,462 S * 8/2008 Huang D23/213
D584,295 S * 1/2009 Kellar D14/228
D638,707 S * 5/2011 Stoffers D9/453
D656,130 S * 3/2012 Bailey D14/227
D669,354 S * 10/2012 Davis D9/454
D671,528 S * 11/2012 Fathollahi D14/216
D674,697 S * 1/2013 Biesecker D9/453
D711,345 S * 8/2014 Liu D14/140
D743,382 S * 11/2015 Katori D14/228
D743,383 S * 11/2015 Hinokio D14/228
D756,221 S * 5/2016 Koop D9/453
D771,600 S * 11/2016 Hinokio D14/228
D784,259 S * 4/2017 Huang D13/108

OTHER PUBLICATIONS

Aluminum Speaker Isolation Stand Turntable DAC Feet Pad, date first available: Nov. 14, 2019, [retrieved Aug. 10, 2022], Retrieved from Internet, URL: <https://www.amazon.com/Emivery-Aluminum-Isolation-Turntable-Protectors/dp/B081H5CG81/ref=asc_df_B081H5CG81/?tag=hyprod-20&linkCode=df%E2%80%A6> (Year: 2019).*

Hi-End Speaker Isolation Stand Feet, date first available: Nov. 5, 2021, [retrieved Aug. 10, 2022], Retrieved from Internet, URL: <https://www.amazon.com/Speaker-Isolation-IF4023B-40X23MM-Subwoofer/dp/B09L41X1JR/ref=psdc_11042111_t5_B07SGQN6FC> (Year: 2021).*

Wendry Speaker Feet Pad, date first available: Jun. 3, 2019, [retrieved Aug. 10, 2022], Retrieved from Internet, URL: <https://www.amazon.com/dp/B07SGQN6FC/ref=sspa_dk_detail_8?psc=1&pf_rd_p=3be1c5b9-5b41-4830-a902-fa8556c19eb5&pf_rd_r=GJGTGXNFY%E2%80%A6> (Year: 2019).*

* cited by examiner

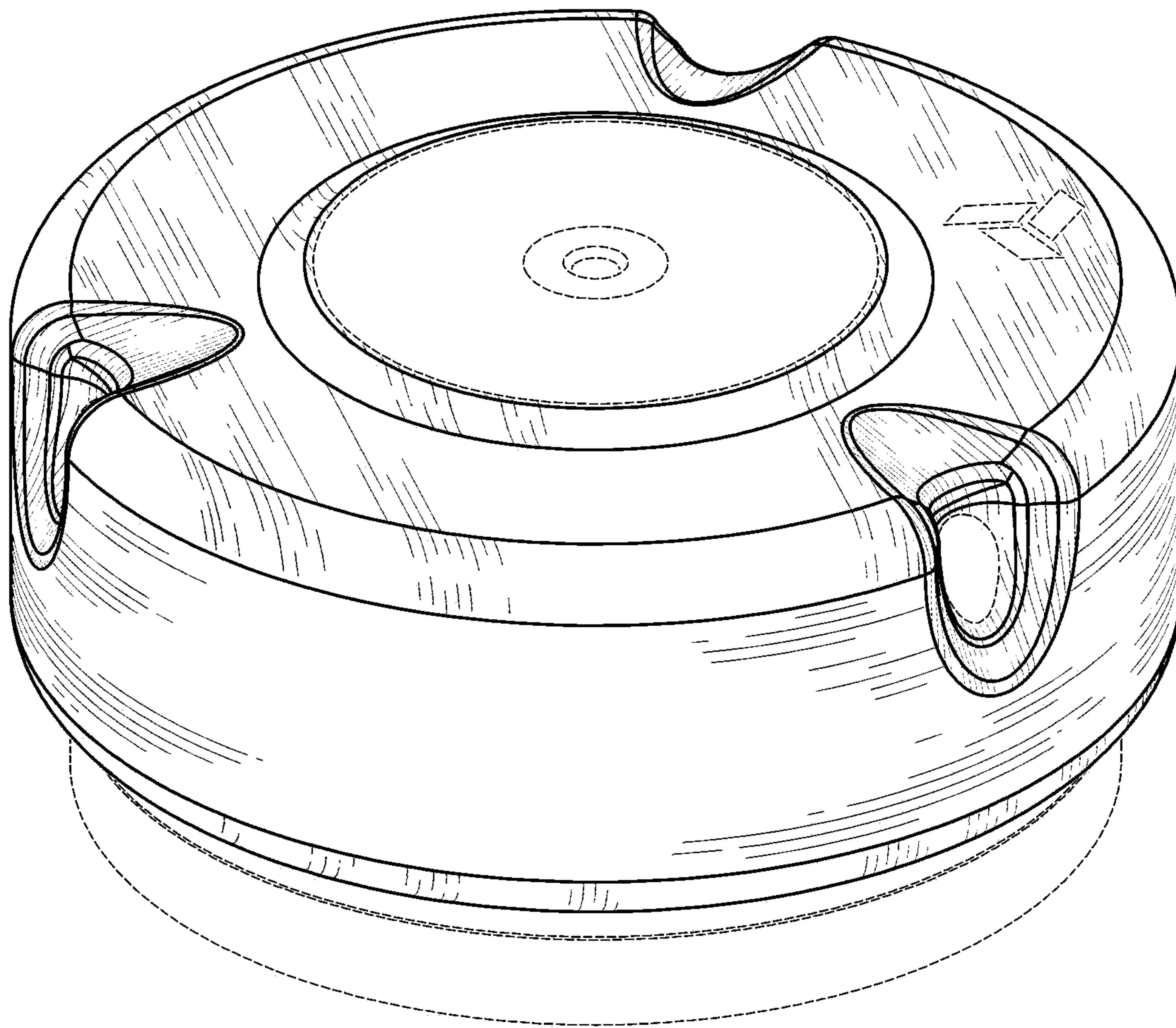


FIG. 1

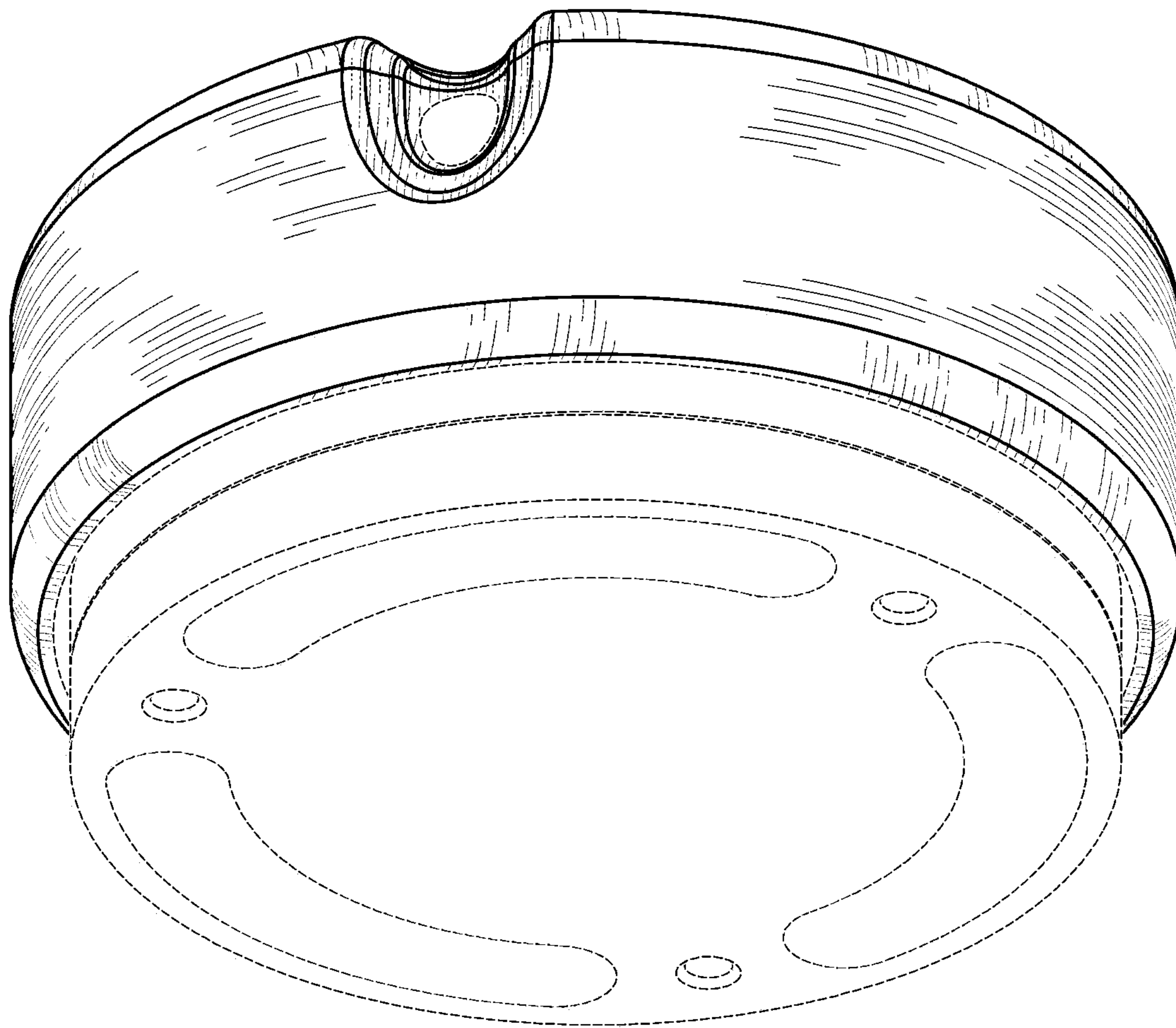


FIG. 2

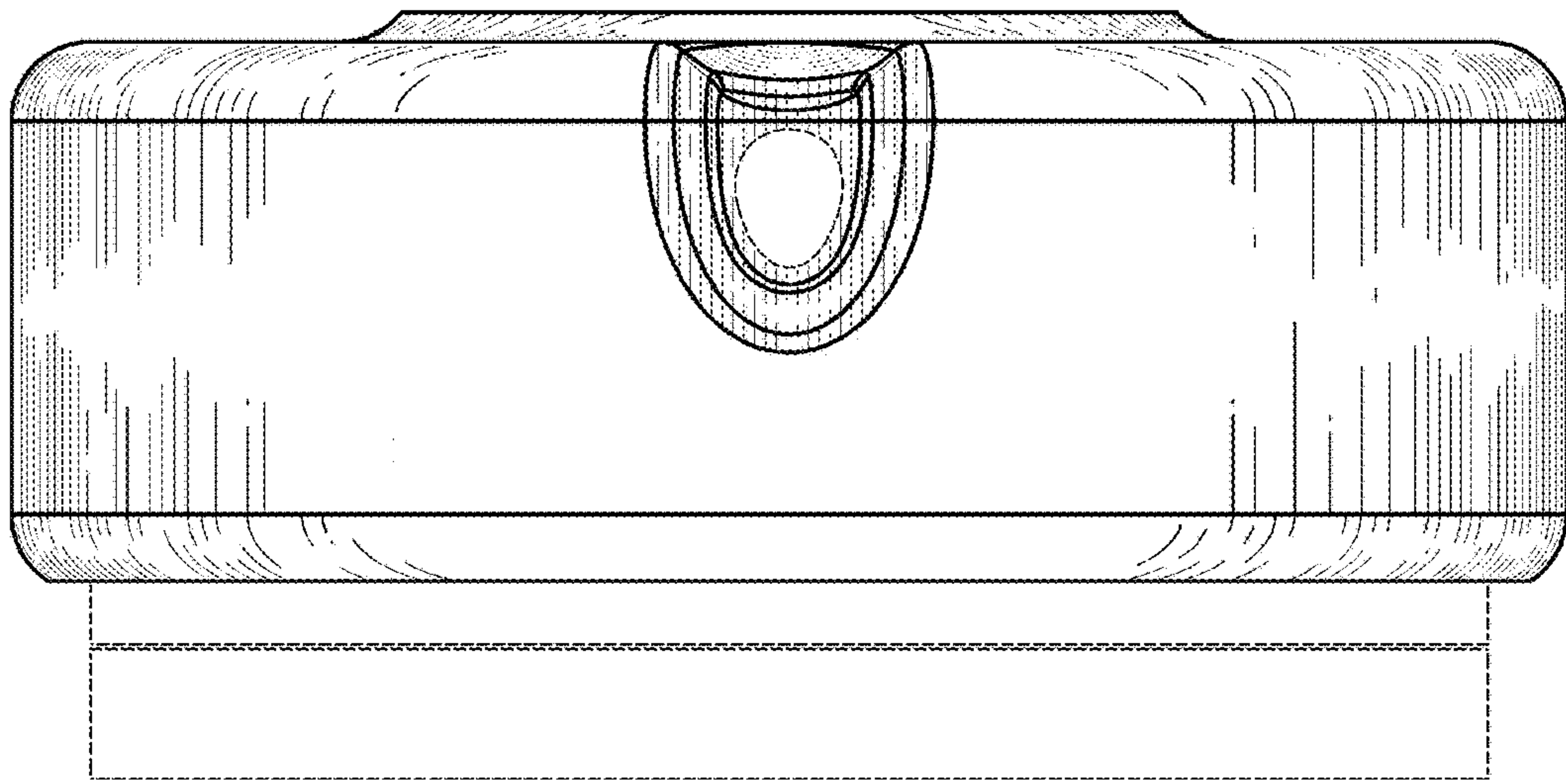


FIG. 3




FIG. 4

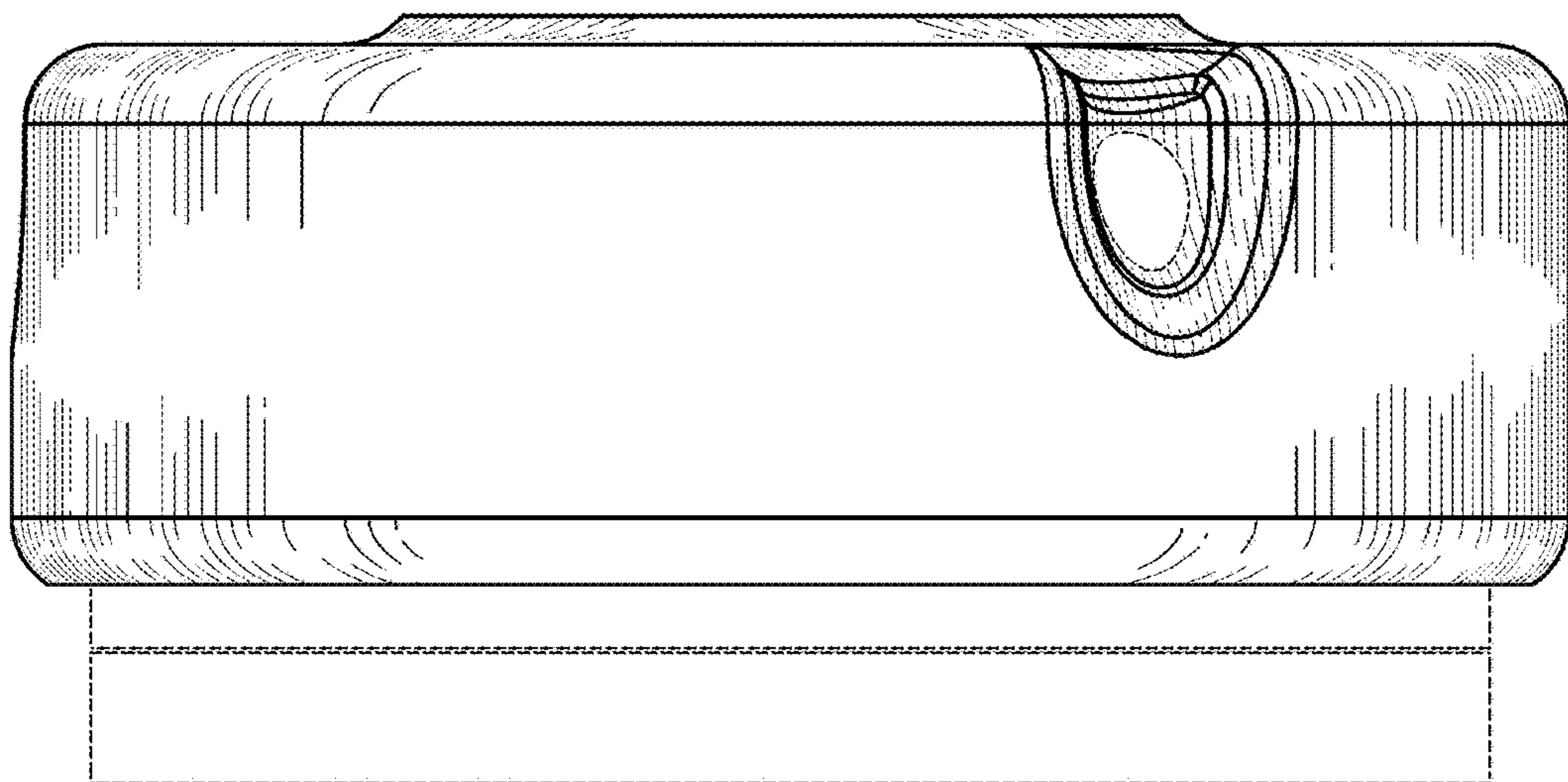


FIG. 5

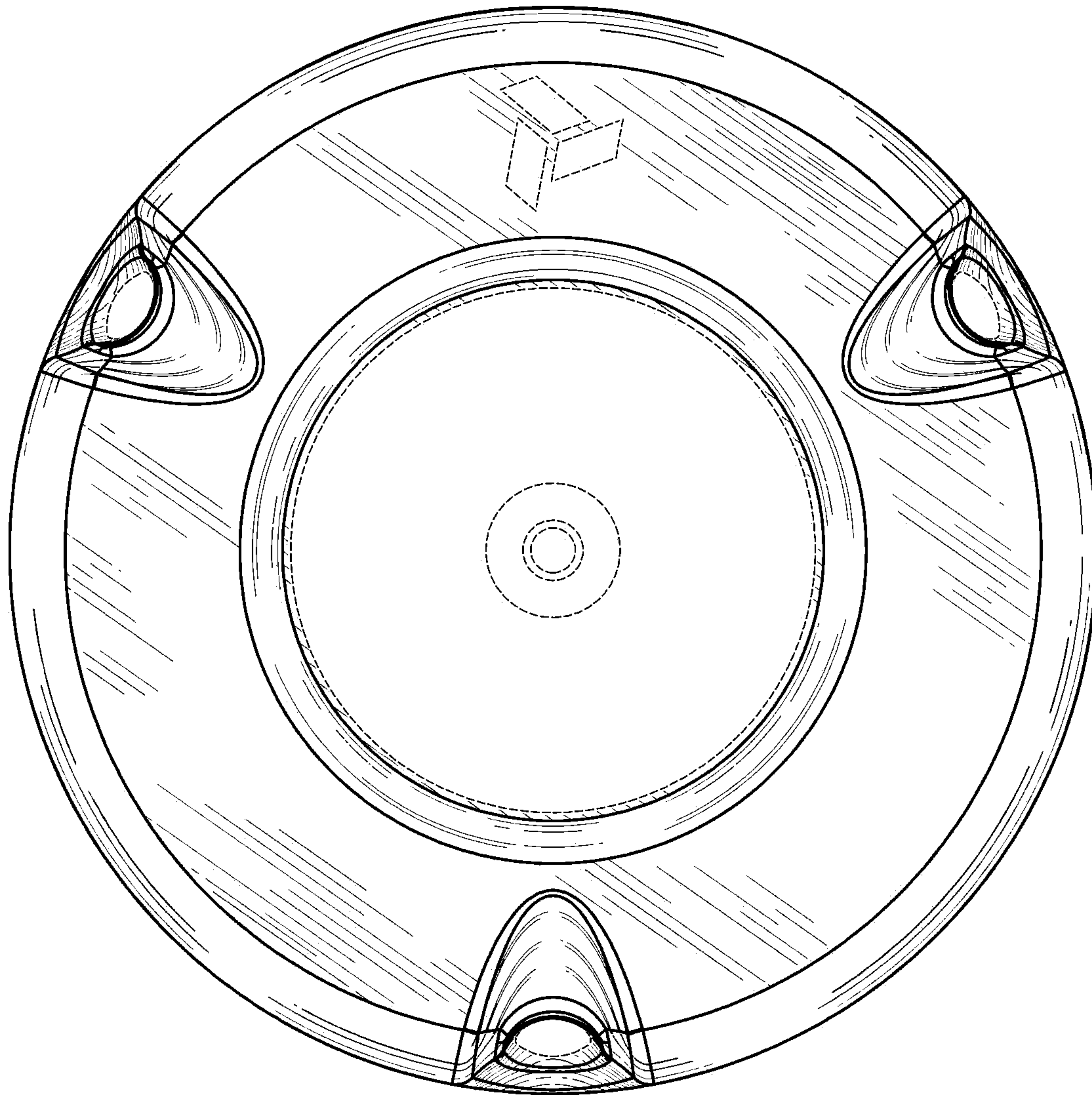


FIG. 6

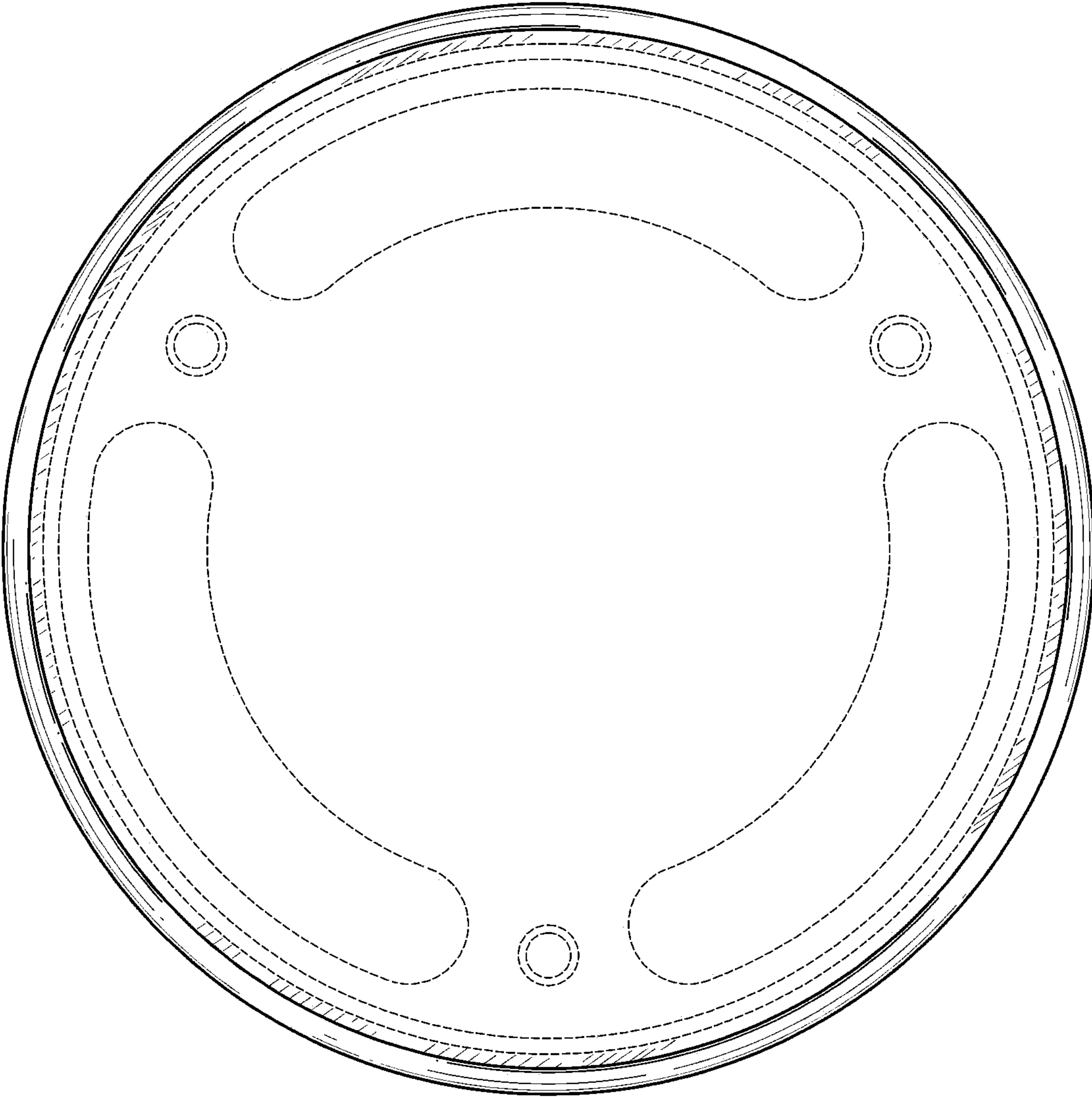


FIG. 7

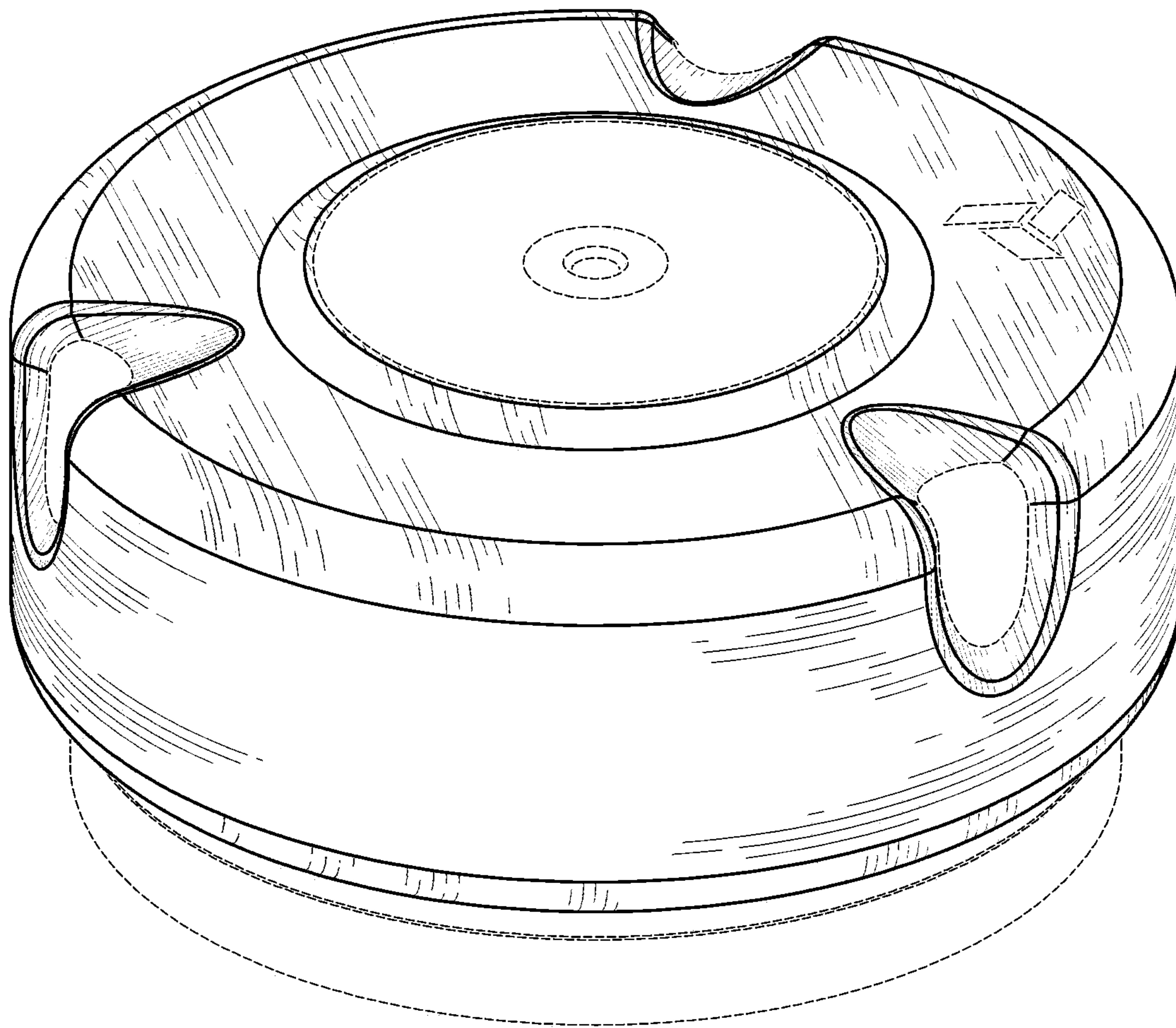


FIG. 8

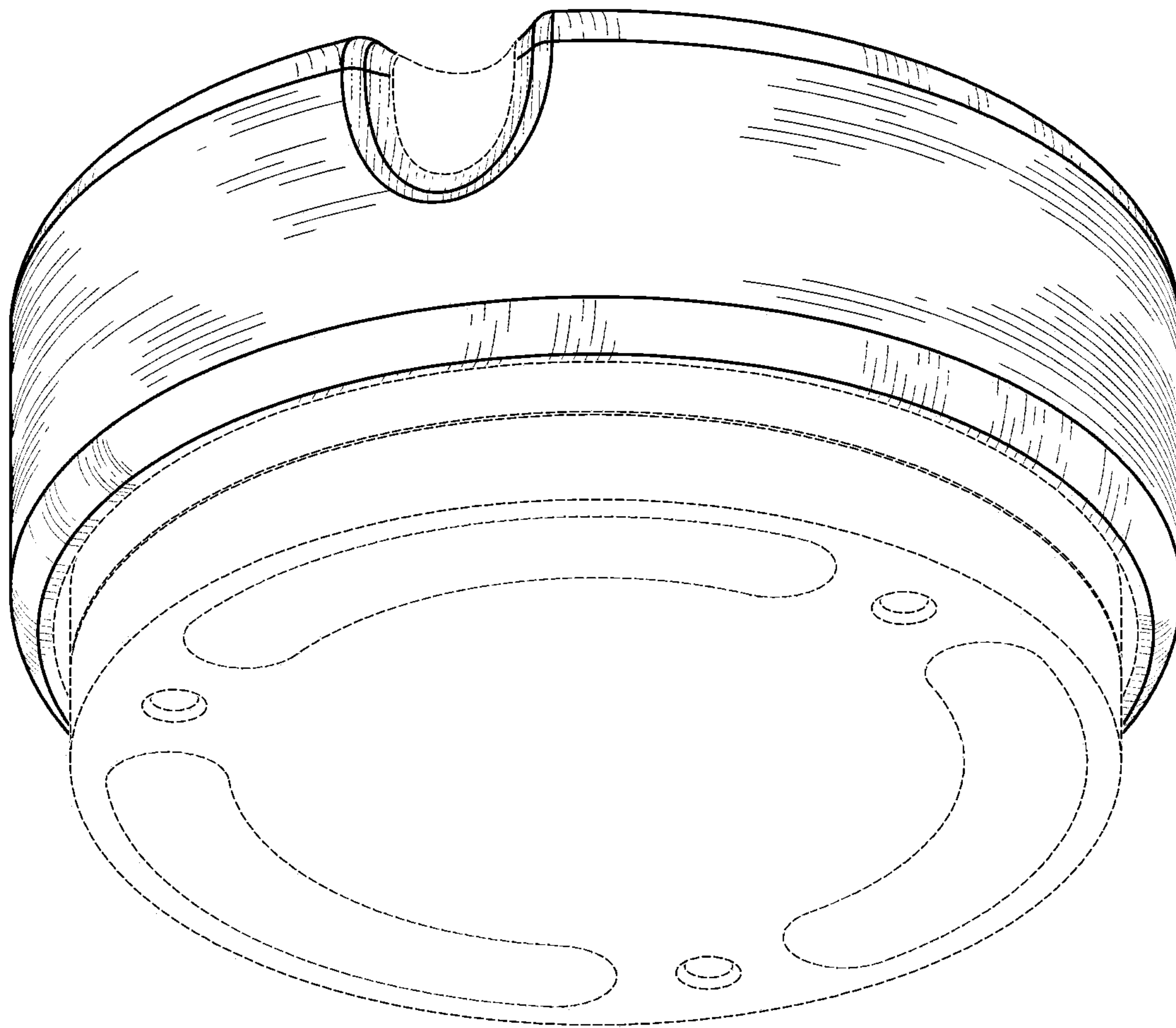


FIG. 9

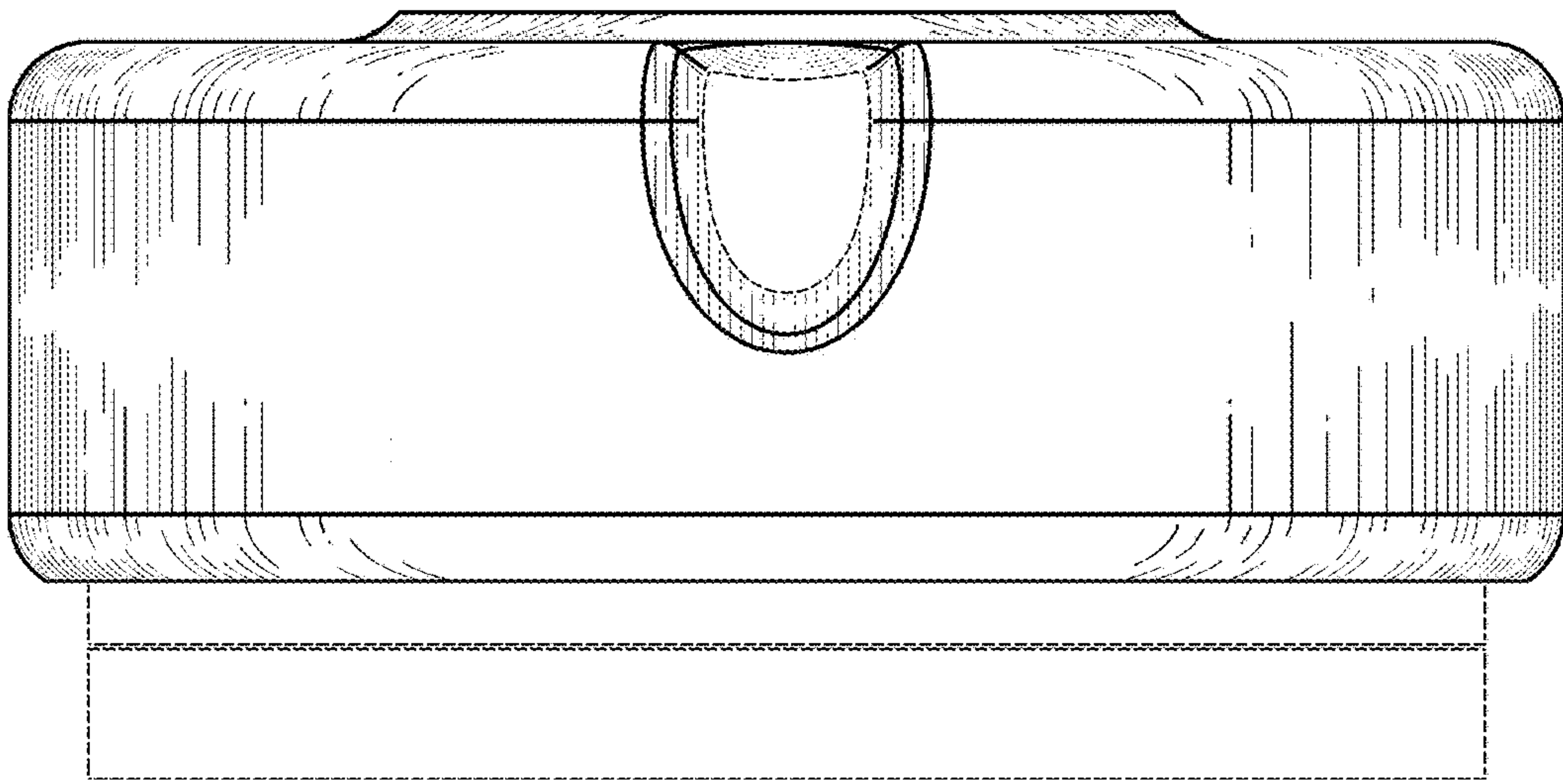


FIG. 10




FIG. 11

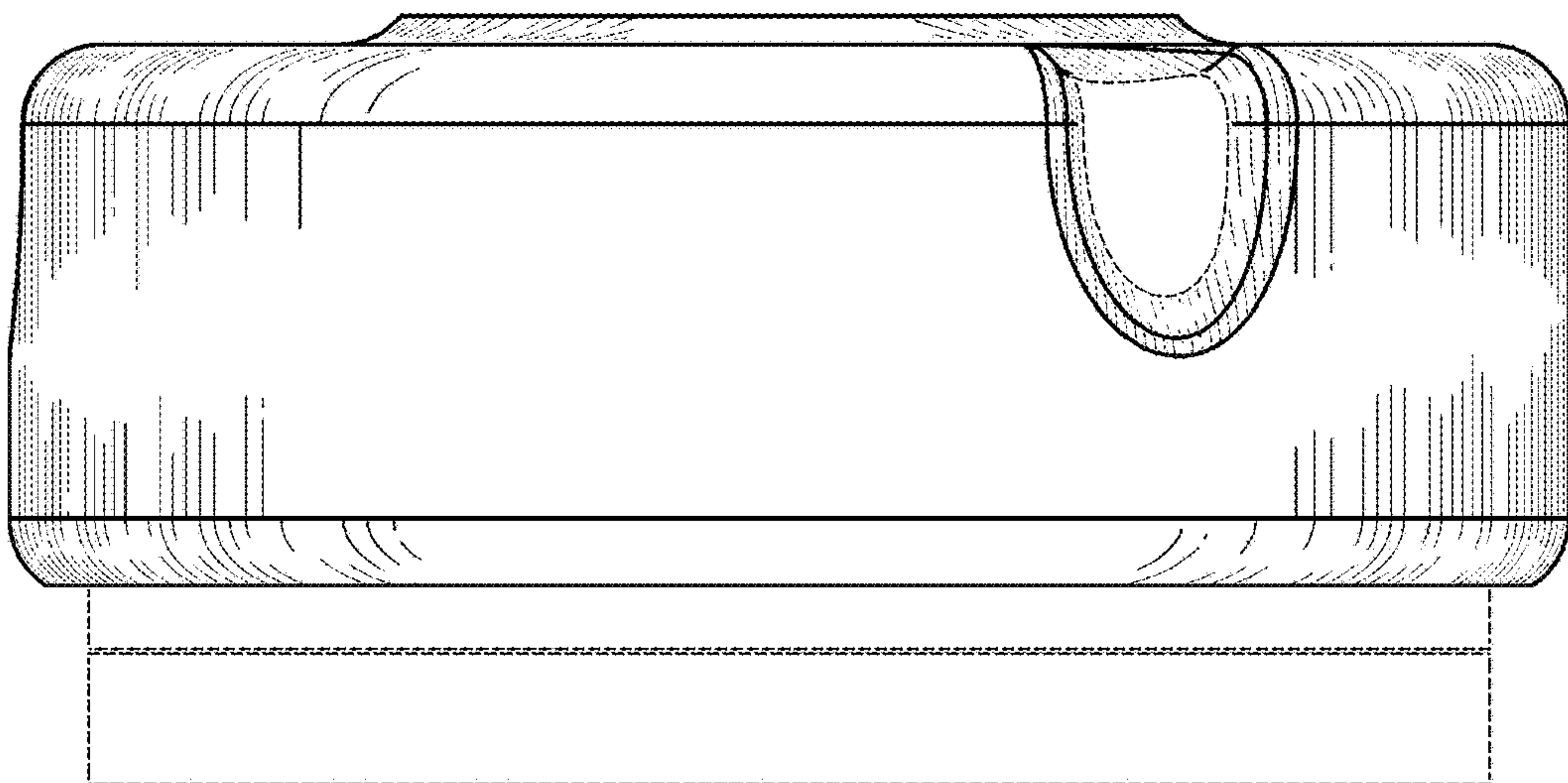


FIG. 12

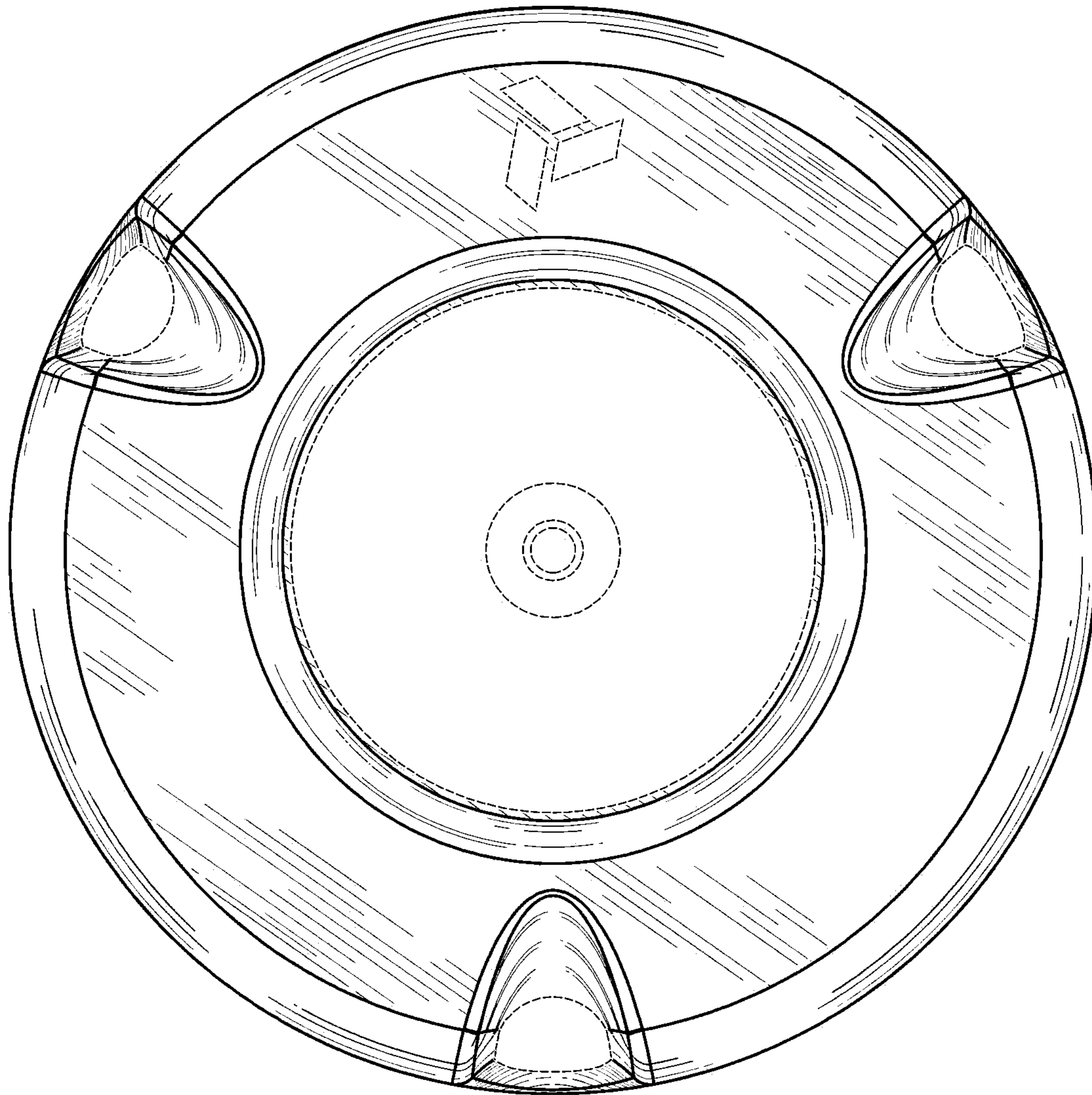


FIG. 13

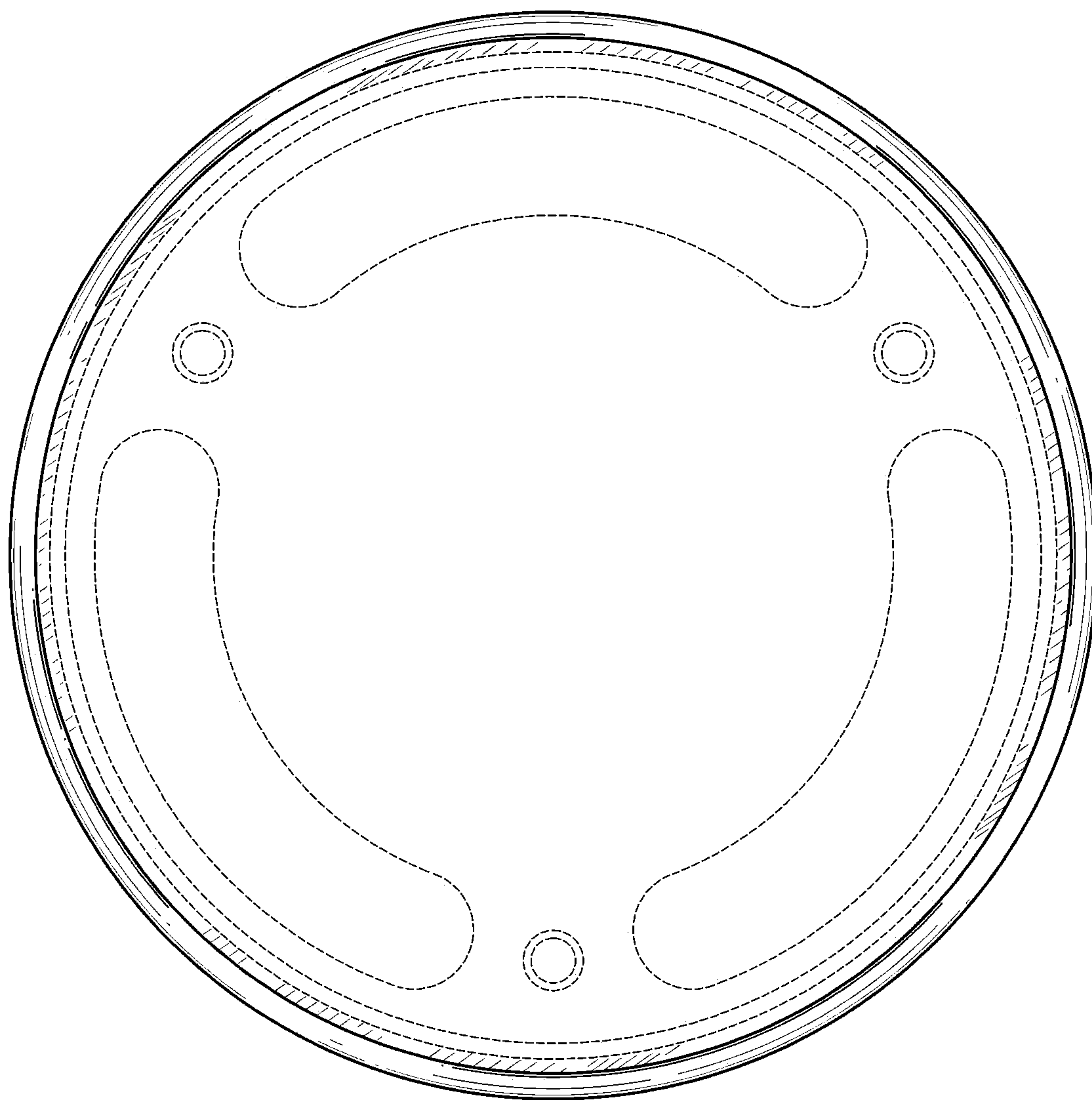


FIG. 14