



US00D972326S

(12) **United States Design Patent** (10) **Patent No.:** **US D972,326 S**
Baylar (45) **Date of Patent:** **** Dec. 13, 2022**

(54) **CHAIR**

(71) Applicant: **Barlas Baylar**, New York, NY (US)

(72) Inventor: **Barlas Baylar**, New York, NY (US)

(**) Term: **15 Years**

(21) Appl. No.: **29/799,644**

(22) Filed: **Jul. 15, 2021**

(51) **LOC (13) Cl.** **06-01**

(52) **U.S. Cl.**
USPC **D6/373**

(58) **Field of Classification Search**
USPC D6/369, 370, 371, 372, 373, 374, 375,
D6/378, 379
CPC .. A47C 1/02; A47C 4/028; A47C 4/02; A47C
7/02; A47C 7/20; A47C 7/14; A47C 7/44
See application file for complete search history.

(56) **References Cited**

U.S. PATENT DOCUMENTS

D110,387 S *	7/1938	Eppenstein	D6/373
D212,879 S *	12/1968	Jakobsen	D6/373
D217,345 S *	4/1970	Pitt	D6/363
D227,634 S *	7/1973	Robinson	D6/373
D237,847 S *	12/1975	Sklaroff	D6/373
4,302,048 A *	11/1981	Yount	A47C 4/02 297/440.1
D266,038 S *	9/1982	Raferly	D6/373
D266,716 S *	11/1982	Caldwell	D6/373
D274,022 S *	5/1984	Caldwell	D6/373
D291,632 S *	9/1987	Zola	D6/381
D294,783 S *	3/1988	Goldman	D6/373
4,830,435 A *	5/1989	Nemschoff	A47C 3/00 297/440.22
D315,258 S *	3/1991	Gibbs	D6/379
D413,028 S *	8/1999	Kaiser	D6/373

D438,398 S *	3/2001	Frinier	D6/375
D498,939 S *	11/2004	Kirkpatrick	D6/372
D562,020 S *	2/2008	Massaud	D6/373

(Continued)

OTHER PUBLICATIONS

“Posh Living Evan Tufted Faux Leather Dining Chair White/Gold . . .” Apr. 3, 2020, bushfurniturecollection.com, site visited Sep. 30, 2022 <<https://www.bushfurniturecollection.com/Evan-Leather-PU-Dining-Chair-Set-of-2-Gold-Frame-AD56-01WE2-CX.htm>> (Year: 2020).*

Primary Examiner — Kevin K Rudzinski
Assistant Examiner — Paul D Bohannon

(57) **CLAIM**


The ornamental design for a chair, as shown and described.

DESCRIPTION

The patent or application file contains at least one drawing executed in color. Copies of this patent or patent application publication with color drawing(s) will be provided by the Office upon request and payment of the necessary fee.

FIG. 1 is a top-right perspective view, showing my new design for a chair;
FIG. 2 is a bottom-left perspective view thereof;
FIG. 3 is a front elevation view thereof;
FIG. 4 is a rear elevation view thereof;
FIG. 5 is a side elevation view thereof;
FIG. 6 is a top plan view thereof;
FIG. 7 is a bottom plan view thereof;
FIG. 8 is a right top perspective view showing a second embodiment of the chair;
FIG. 9 is a left rear view thereof;
FIG. 10 is a front elevation view thereof;
FIG. 11 is a rear elevation view thereof;
FIG. 12 is a side elevation view thereof;
FIG. 13 is a top plan view thereof; and,
FIG. 14 is a bottom plan view thereof.

1 Claim, 14 Drawing Sheets
(7 of 14 Drawing Sheet(s) Filed in Color)



(56)

References Cited

U.S. PATENT DOCUMENTS

D799,231 S	*	10/2017	Baylar	D6/373
D814,810 S	*	4/2018	Vance	D6/334
D821,111 S	*	6/2018	Scallions	D6/373
D871,093 S	*	12/2019	Kuroda	D6/373
D898,398 S	*	10/2020	Rubio	D6/371
D937,597 S	*	12/2021	Boone	D6/371
D964,766 S	*	9/2022	Miller	D6/375

* cited by examiner



FIG.1

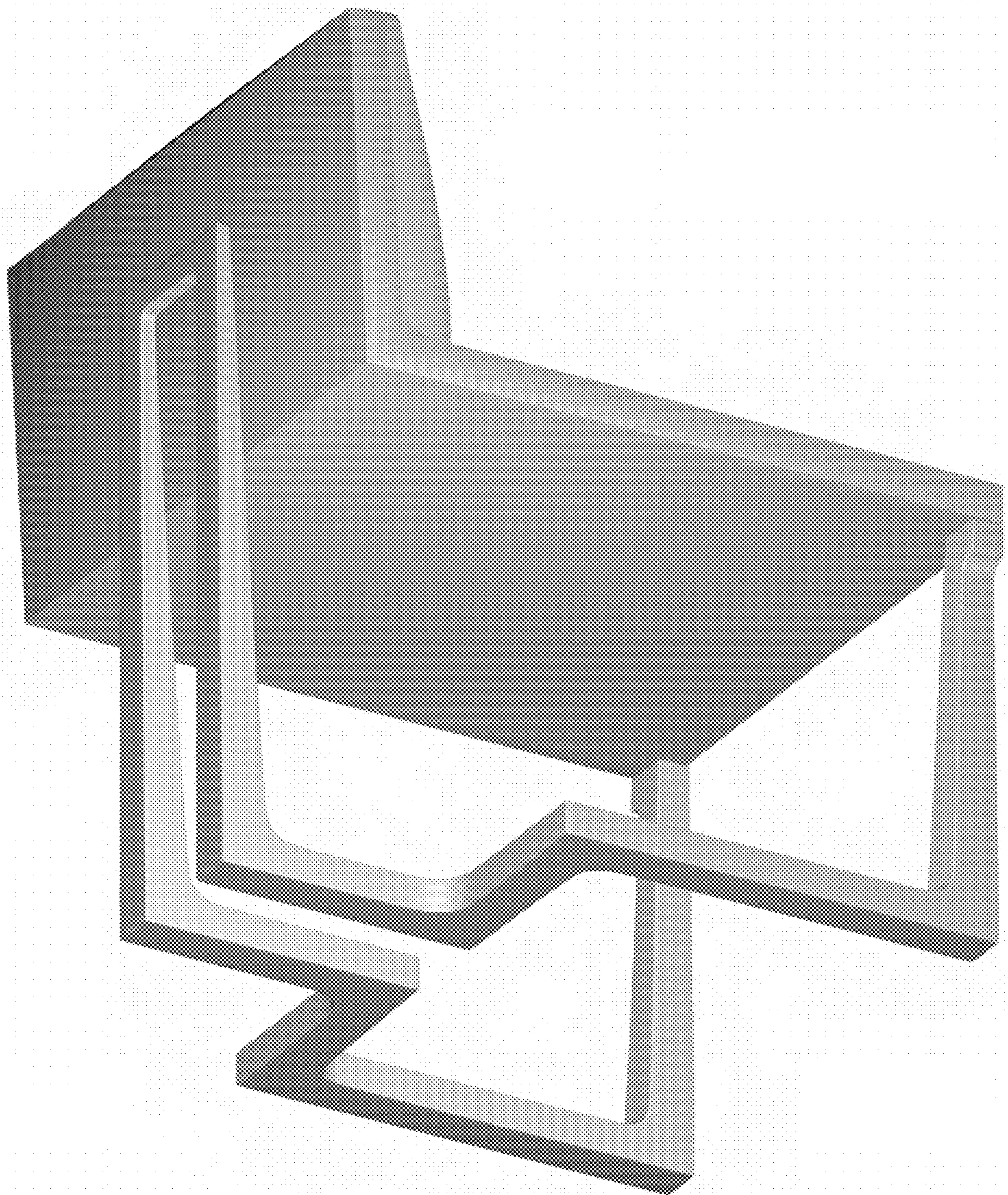


FIG.2




FIG.3




FIG. 4




FIG.5




FIG.6

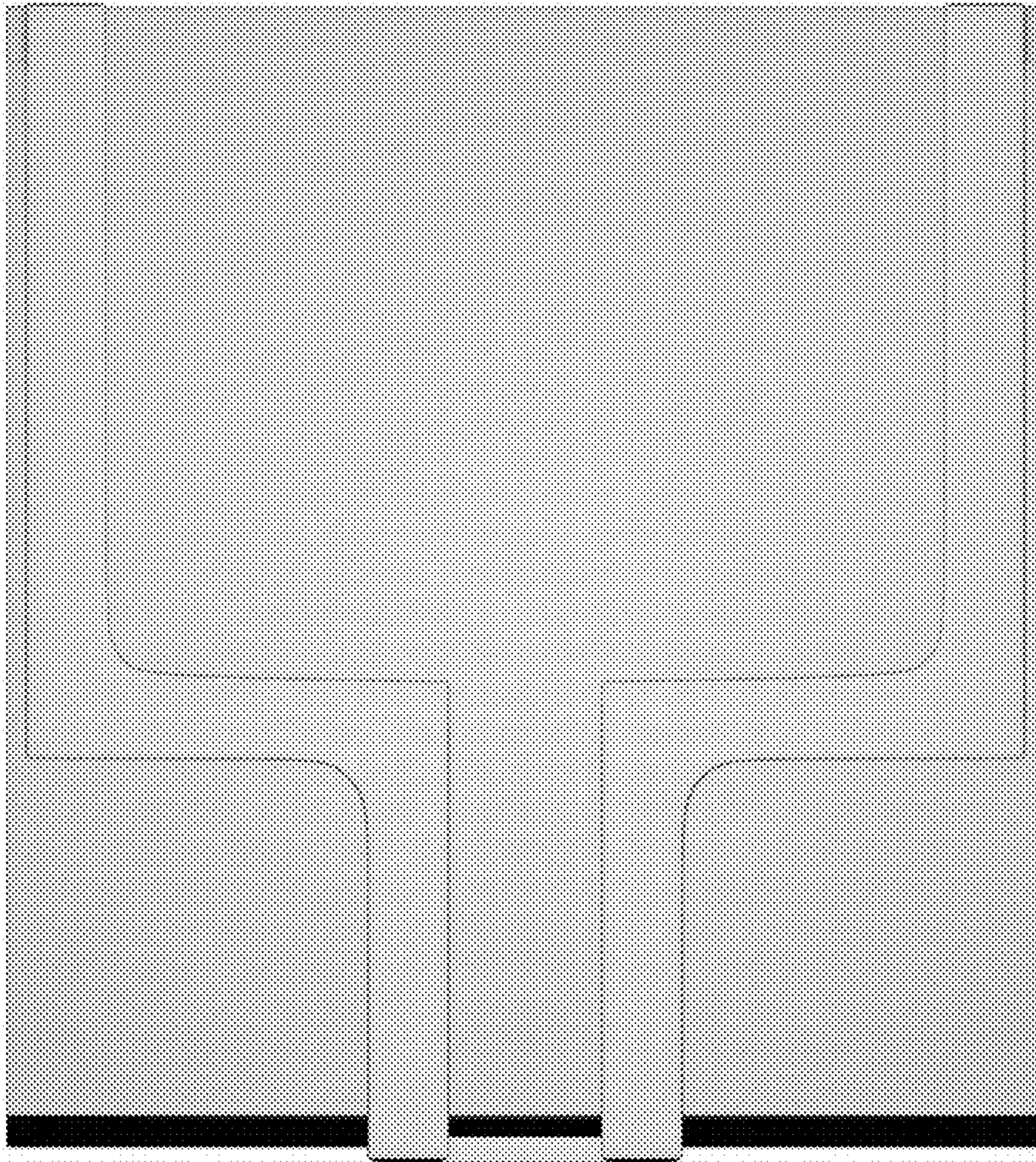


FIG.7



FIG.8

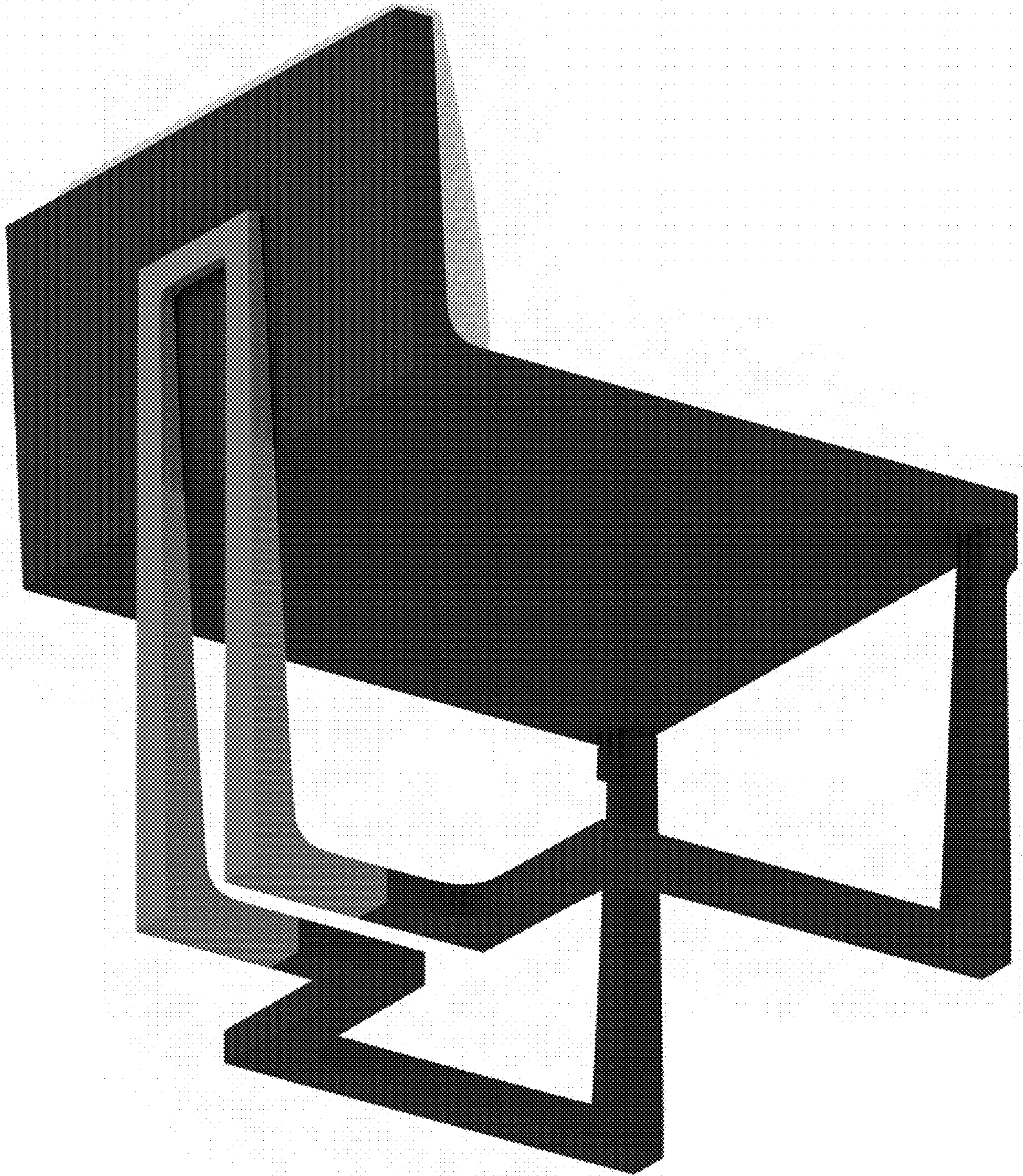


FIG. 9




FIG. 10




FIG. 11




FIG. 12




FIG. 13




FIG.14