



US00D972309S

(12) **United States Design Patent**
Choudhry

(10) **Patent No.:** **US D972,309 S**

(45) **Date of Patent:** **** Dec. 13, 2022**

(54) **TOOTHBRUSH HANDLE**
(71) Applicant: **Salman Choudhry**, Lahore (PK)
(72) Inventor: **Salman Choudhry**, Lahore (PK)
(**) Term: **15 Years**

10,376,040 B2 * 8/2019 Davies-Smith A46B 15/0051
D28/68
D922,578 S * 6/2021 Ayers D24/152
D960,452 S * 8/2022 Zhu A61B 1/247
D28/57
D961,936 S * 8/2022 Blachford D4/138

(21) Appl. No.: **29/786,635**
(22) Filed: **Jun. 1, 2021**
(51) **LOC (13) Cl.** **04-02**
(52) **U.S. Cl.**
USPC **D4/104**
(58) **Field of Classification Search**
USPC D4/104, 110, 112, 130, 132, 134, 199;
D24/176, 231; D28/56, 57, 59, 65, 68,
D28/99
CPC A46B 2200/00; A46B 2200/10; A46B
2200/1066; A46B 5/00; A46B 5/0062;
A46B 5/0095; A46B 5/021; A46B 5/026;
A46B 7/00; A46B 9/00; A46B 9/02;
A46B 9/026; A46B 9/04; A46B 9/045;
G09B 19/0084
See application file for complete search history.

FOREIGN PATENT DOCUMENTS

CN 304085028 * 3/2017
CN 307535161 * 9/2022
EP 332553-001-0001 * 3/2020

OTHER PUBLICATIONS

GUM—10070942006009 Stimulator Permanent Handle with Rubber Tip, posted Feb. 4, 2009 [online], [retrieved Sep. 13, 2022]. Retrieved from internet, <https://www.amazon.com/GUM-Stimulator-Permanent-Handle-Rubber/dp/B07KPZRKY6/?th=1> (Year: 2009).*
(Continued)

Primary Examiner — Alison M Ofstun
Assistant Examiner — Evin Franklin George Ershock
(74) *Attorney, Agent, or Firm* — Boris Leschinsky

(56) **References Cited**

U.S. PATENT DOCUMENTS

3,829,199 A * 8/1974 Brown A61B 1/247
433/30
4,638,521 A * 1/1987 Potente A46B 9/005
D24/152
D358,001 S * 5/1995 Ramsey D28/68
D382,641 S * 8/1997 Gore A61C 15/04
D24/176
D396,557 S * 8/1998 Moskovich D4/104
D440,653 S * 4/2001 Mark D24/176
D593,202 S * 5/2009 Petersen D24/146
D787,128 S * 5/2017 Butz A61C 15/04
D24/146
D834,833 S * 12/2018 Martensson D4/104

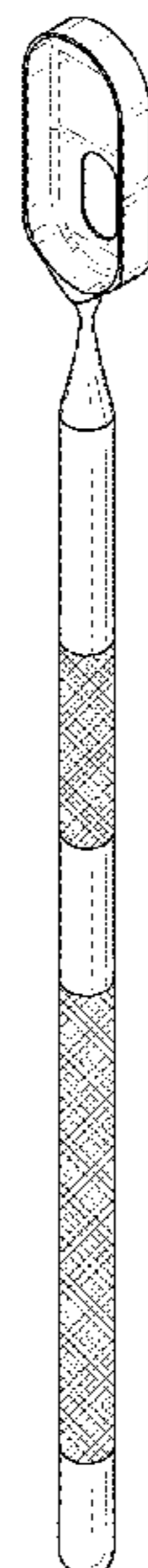
(57) **CLAIM**

The ornamental design for a toothbrush handle, as shown.

DESCRIPTION

FIG. 1 is a front perspective view of a toothbrush handle showing my new design;
FIG. 2 is a left side elevation view thereof;
FIG. 3 is a right side elevation view thereof;
FIG. 4 is a front elevation view thereof;
FIG. 5 is a rear elevation view thereof;
FIG. 6 is a bottom plan view thereof; and,
FIG. 7 is a top plan view thereof.

1 Claim, 6 Drawing Sheets



(56)

References Cited

OTHER PUBLICATIONS

ARSUK—Dental Mirror with Handle—Dental Inspection Mirror, posted Sep. 11, 2017 [online], [retrieved Sep. 13, 2022]. Retrieved from internet, <https://www.amazon.co.uk/ARSUK-Dental-Mirror-Handle-Instruments/dp/B01AZ85UNS/> (Year: 2017).*

Original Sea Differently Eco Friendly Replaceable Head Toothbrush, posted Apr. 22, 2022 [online], [retrieved Sep. 13, 2022]. Retrieved from internet, <https://cleanwithbrin.com/en-us/products/original-seadifferently-eco-friendly-replaceable-head-toothbrush> (Year: 2022).*

* cited by examiner

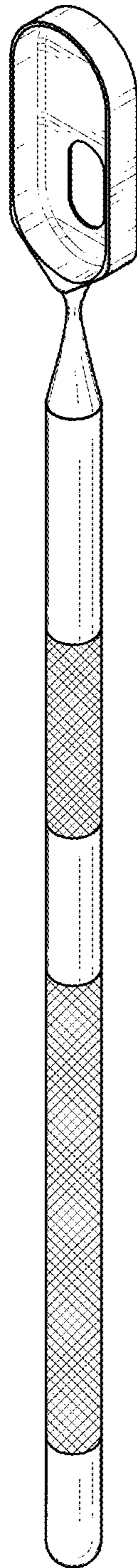


FIG. 1



FIG. 2



FIG. 3

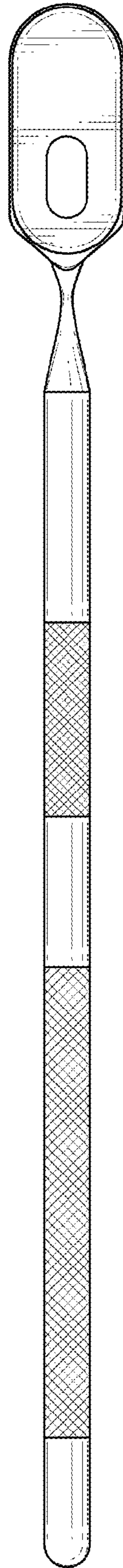


FIG. 4

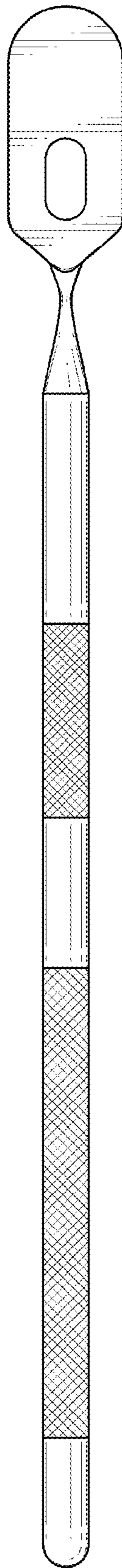


FIG. 5



FIG. 6

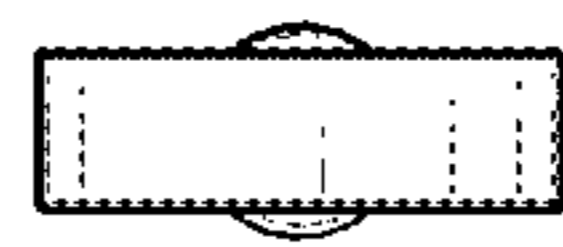


FIG. 7