



US00D972305S

(12) **United States Design Patent**
Liang

(10) **Patent No.:** **US D972,305 S**

(45) **Date of Patent:** **** Dec. 13, 2022**

- (54) **ELECTRIC TOOTHBRUSH**
- (71) Applicant: **Wenhua Liang**, Xinyi (CN)
- (72) Inventor: **Wenhua Liang**, Xinyi (CN)
- (**) Term: **15 Years**
- (21) Appl. No.: **29/814,465**
- (22) Filed: **Nov. 5, 2021**
- (51) **LOC (13) Cl.** **28-03**
- (52) **U.S. Cl.**
USPC **D4/101**
- (58) **Field of Classification Search**
USPC D4/101, 104, 105, 106, 107, 108, 110,
D4/111, 112, 113
CPC A46B 9/04; A46B 2200/1066
See application file for complete search history.

- D707,294 S * 6/2014 Casciotti D19/199
- 8,882,380 B2 * 11/2014 Jimenez A46B 11/0065
401/175
- D767,895 S * 10/2016 Stebila D4/101
- D817,283 S * 5/2018 Lessard D13/158
- D858,105 S * 9/2019 Okai D4/101
- 10,441,175 B2 * 10/2019 Xi A46B 15/0034
- D884,351 S 5/2020 Albay
- 11,141,252 B2 * 10/2021 Okai A46B 9/04
- D937,582 S * 12/2021 Deng D4/101
- D938,732 S * 12/2021 Deng D4/101
- D945,776 S * 3/2022 Albay D4/101

* cited by examiner

Primary Examiner — Karen E Eldridge Powers

(57) **CLAIM**

The ornamental design for an electric toothbrush, as shown and described.

DESCRIPTION

FIG. 1 is a front and right side perspective view of an electric toothbrush showing my new design;
 FIG. 2 is a front elevational view thereof;
 FIG. 3 is a back elevational view thereof;
 FIG. 4 is a left side elevational view thereof;
 FIG. 5 is a right side elevational view thereof;
 FIG. 6 is a top plan view thereof; and,
 FIG. 7 is a bottom plan view thereof.

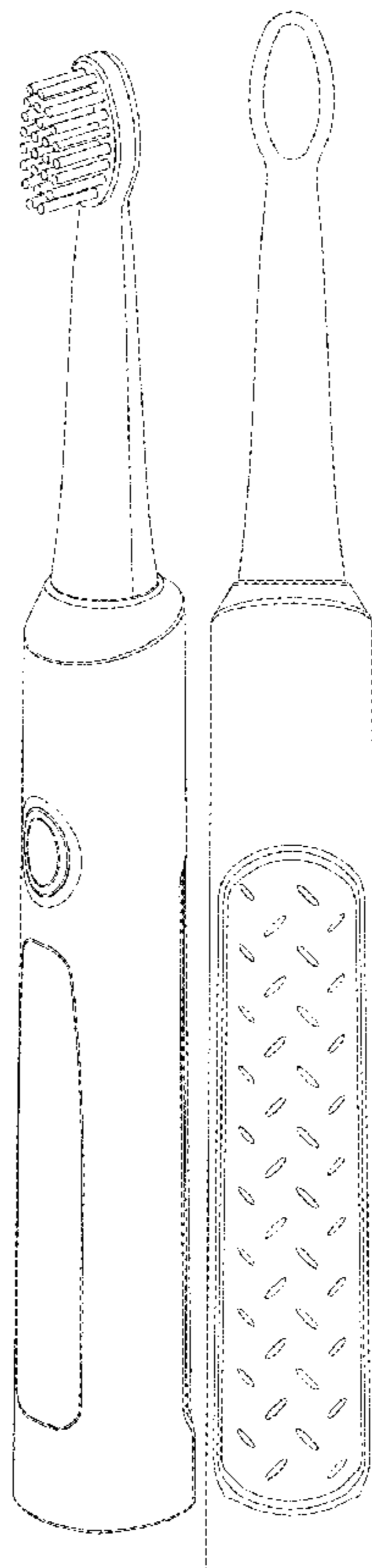
The broken lines shown in the drawings illustrate portions of the article that form no part of the claimed design.

1 Claim, 7 Drawing Sheets

(56) **References Cited**

U.S. PATENT DOCUMENTS

- D471,377 S * 3/2003 Gledhill D6/663
- D475,530 S * 6/2003 Dunn D4/104
- D476,156 S * 6/2003 Ferber D4/101
- D546,597 S * 7/2007 Schmidt D6/703.3
- D558,980 S * 1/2008 Jimenez D4/106
- D661,098 S * 6/2012 Nanda D4/101
- D693,127 S * 11/2013 Xi D4/107
- D696,024 S 12/2013 Shigeno
- D697,721 S * 1/2014 Xi D4/107



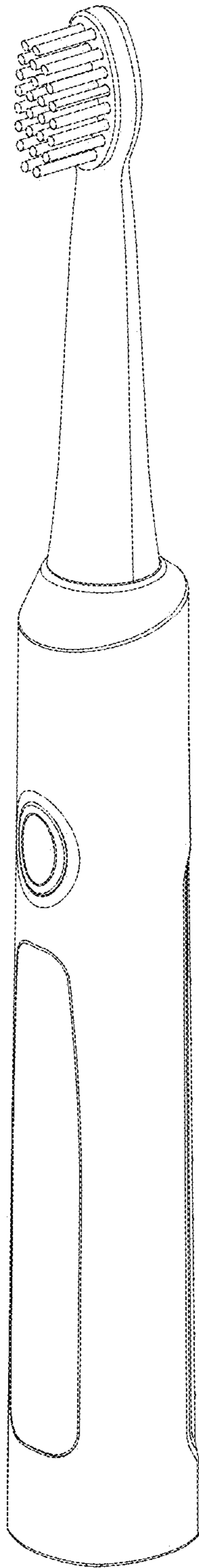


FIG. 1

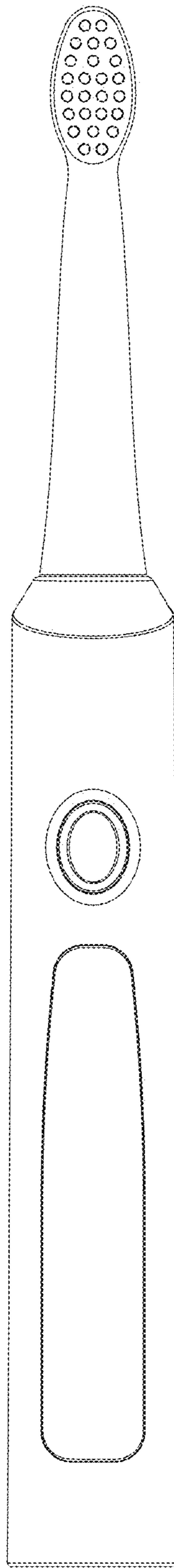


FIG. 2

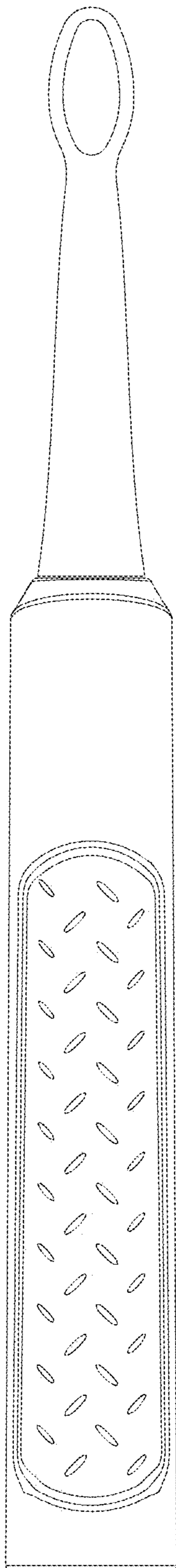


FIG. 3

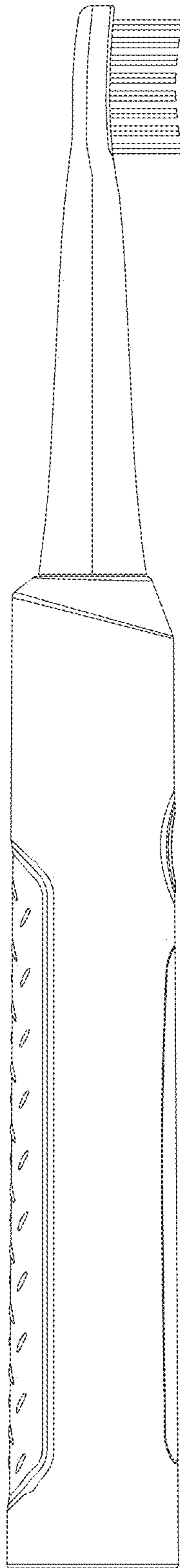


FIG. 4

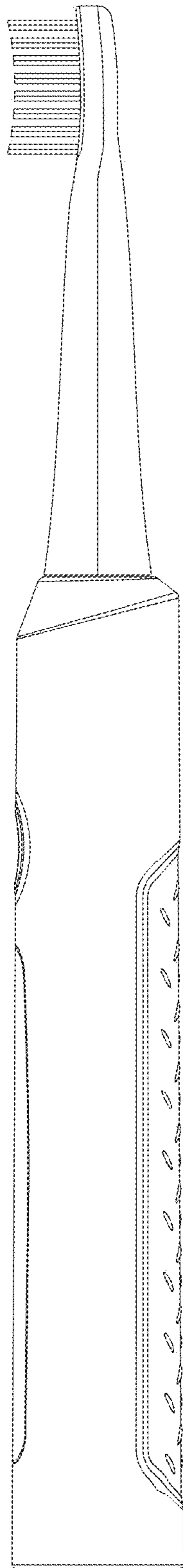


FIG. 5

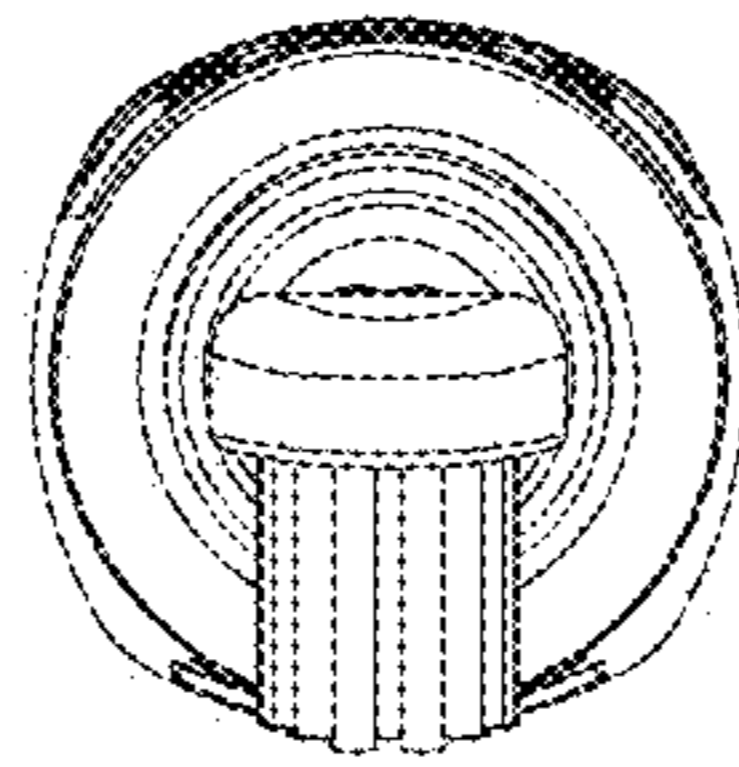


FIG. 6

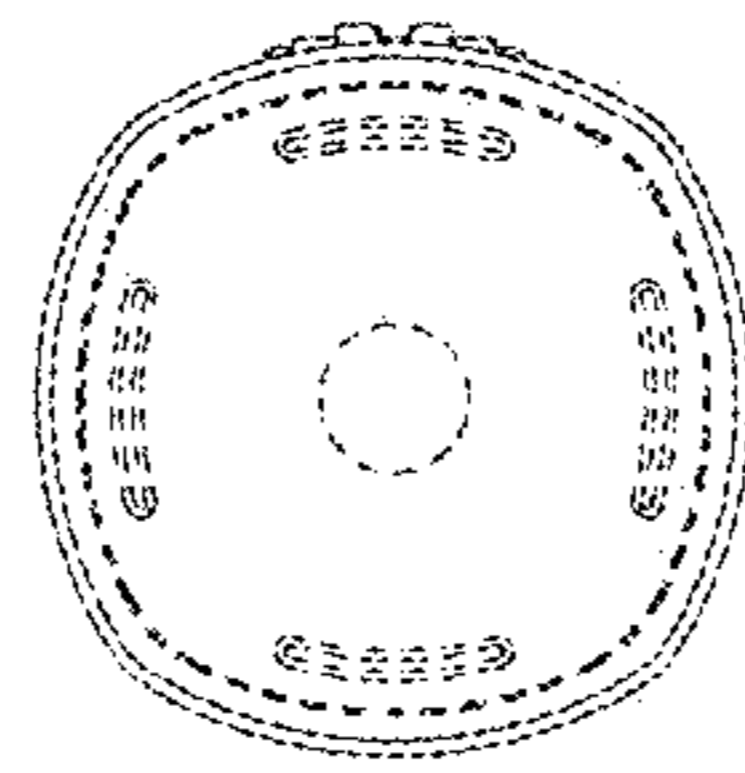


FIG. 7