



US00D972254S

(12) **United States Design Patent** (10) **Patent No.:** **US D972,254 S**  
**Benshoof** (45) **Date of Patent:** **\*\* Dec. 13, 2022**

(54) **HAT** D827,990 S \* 9/2018 Lacy ..... D2/879  
D843,087 S \* 3/2019 Foster ..... A42B 1/0181  
(71) Applicant: **Sombra wear llc**, Encinitas, CA (US) D2/886  
D892,461 S \* 8/2020 Miao ..... D2/886  
(72) Inventor: **Thaddeus Paul Benshoof**, Encinitas, CA (US) D912,945 S \* 3/2021 Lacy ..... D2/879  
D929,080 S \* 8/2021 Lee ..... D2/886  
2016/0242481 A1\* 8/2016 Benshoof ..... A42B 1/22

(\*\*) Term: **15 Years**

(21) Appl. No.: **29/749,400**

(22) Filed: **Sep. 4, 2020**

(51) **LOC (13) Cl.** ..... **02-03**

(52) **U.S. Cl.**  
USPC ..... **D2/886**

(58) **Field of Classification Search**  
USPC ..... D2/865, 866, 869, 872, 879, 880, 881,  
D2/883, 886, 891; D29/101.2, 104, 105,  
D29/106, 108, 109, 110, 122  
CPC .. A42B 1/00; A42B 1/02; A42B 1/045; A42B  
1/06; A42B 1/205; A42B 1/24; A42B  
3/18; A42B 3/105; A42B 5/00  
See application file for complete search history.

(56) **References Cited**

**U.S. PATENT DOCUMENTS**

2,349,471 A \* 5/1944 Starbeck ..... A42C 5/04  
2/171.5  
D314,857 S \* 2/1991 Vossler ..... D2/888  
5,657,490 A \* 8/1997 Edmark ..... A42B 1/201  
2/171.03  
5,822,797 A \* 10/1998 Edmark ..... A42C 5/04  
2/182.2  
D406,441 S \* 3/1999 Hornor ..... D2/886  
D747,856 S \* 1/2016 Foster ..... D2/886  
D750,355 S \* 3/2016 Watkins ..... D2/886

**OTHER PUBLICATIONS**

Sombra hat shop, [online]; [Wayback Machine internet crawl-back date of Nov. 2, 2018]; [retrieved from the internet on Sep. 29, 2021]; URL: <https://web.archive.org/web/20181102214837/https://sombrawear.com/hats/>. (1 page). (Year: 2018).\*

\* cited by examiner

*Primary Examiner* — Jasmine Mlinarcik  
(74) *Attorney, Agent, or Firm* — Eric Hanscom

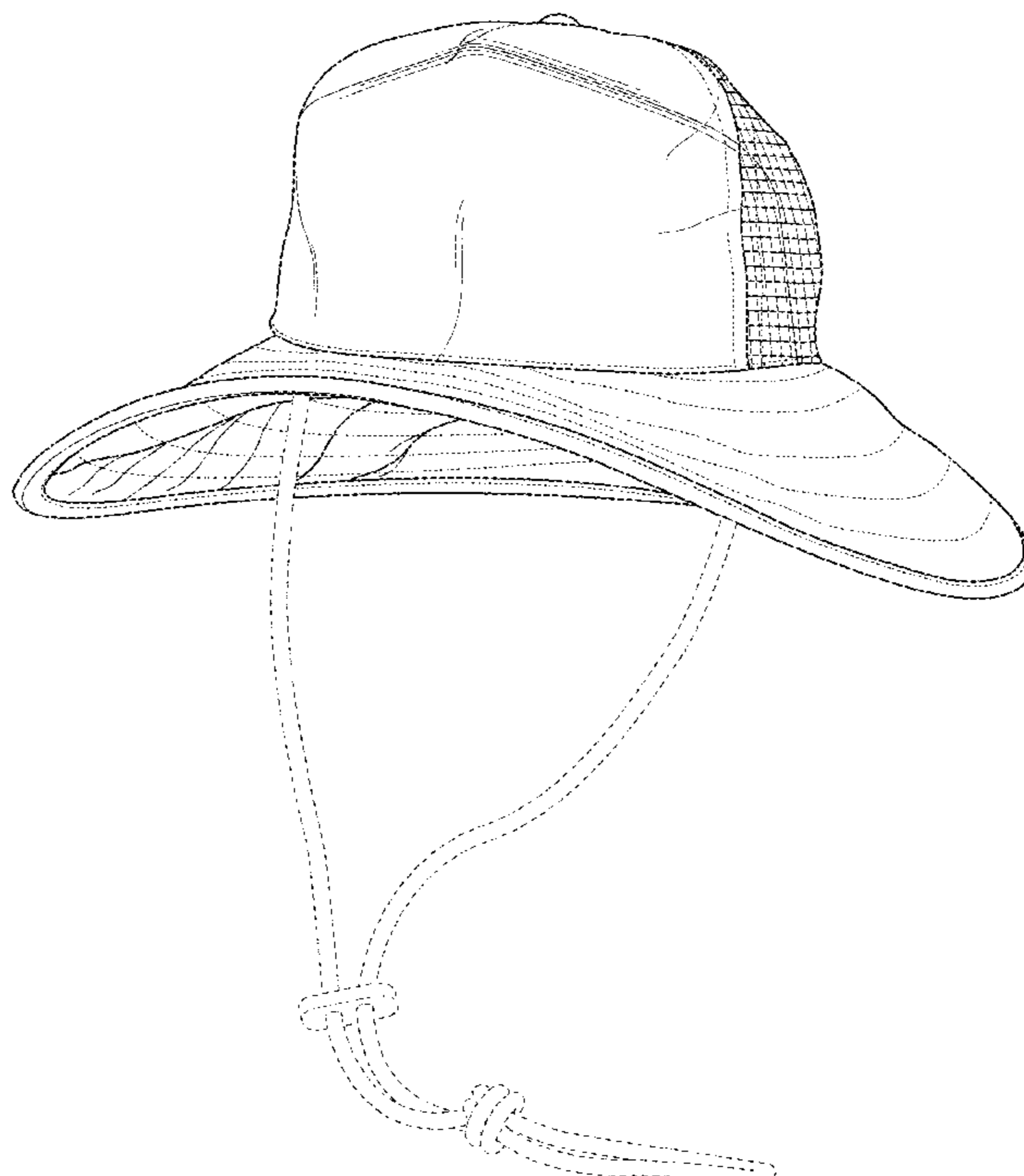
(57) **CLAIM**

The ornamental design for a hat, as shown and described.

**DESCRIPTION**

FIG. 1 is a front, top perspective view of a hat showing my new design;  
FIG. 2 is a front, bottom perspective view thereof;  
FIG. 3 is a back, perspective view thereof;  
FIG. 4 is a left-side view thereof;  
FIG. 5 is a right-side view thereof;  
FIG. 6 is a top view thereof; and,  
FIG. 7 is a bottom view thereof.  
The broken line outline of the adjustable sting fastener forms no part of the claimed design. The dotted lines along the surface of the hat depict features of the article that form no part of the claimed design.

**1 Claim, 7 Drawing Sheets**






FIG. 1

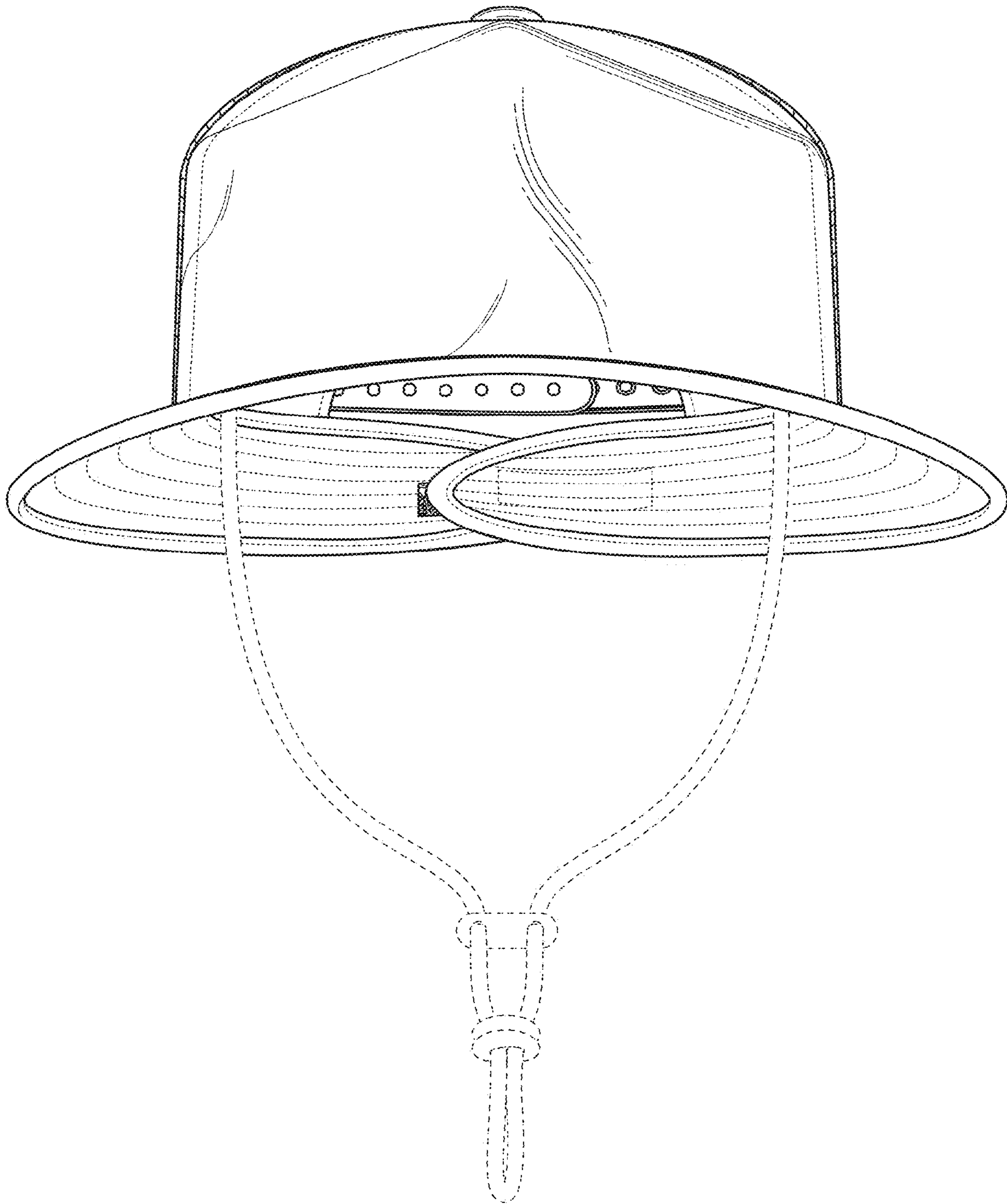


FIG. 2



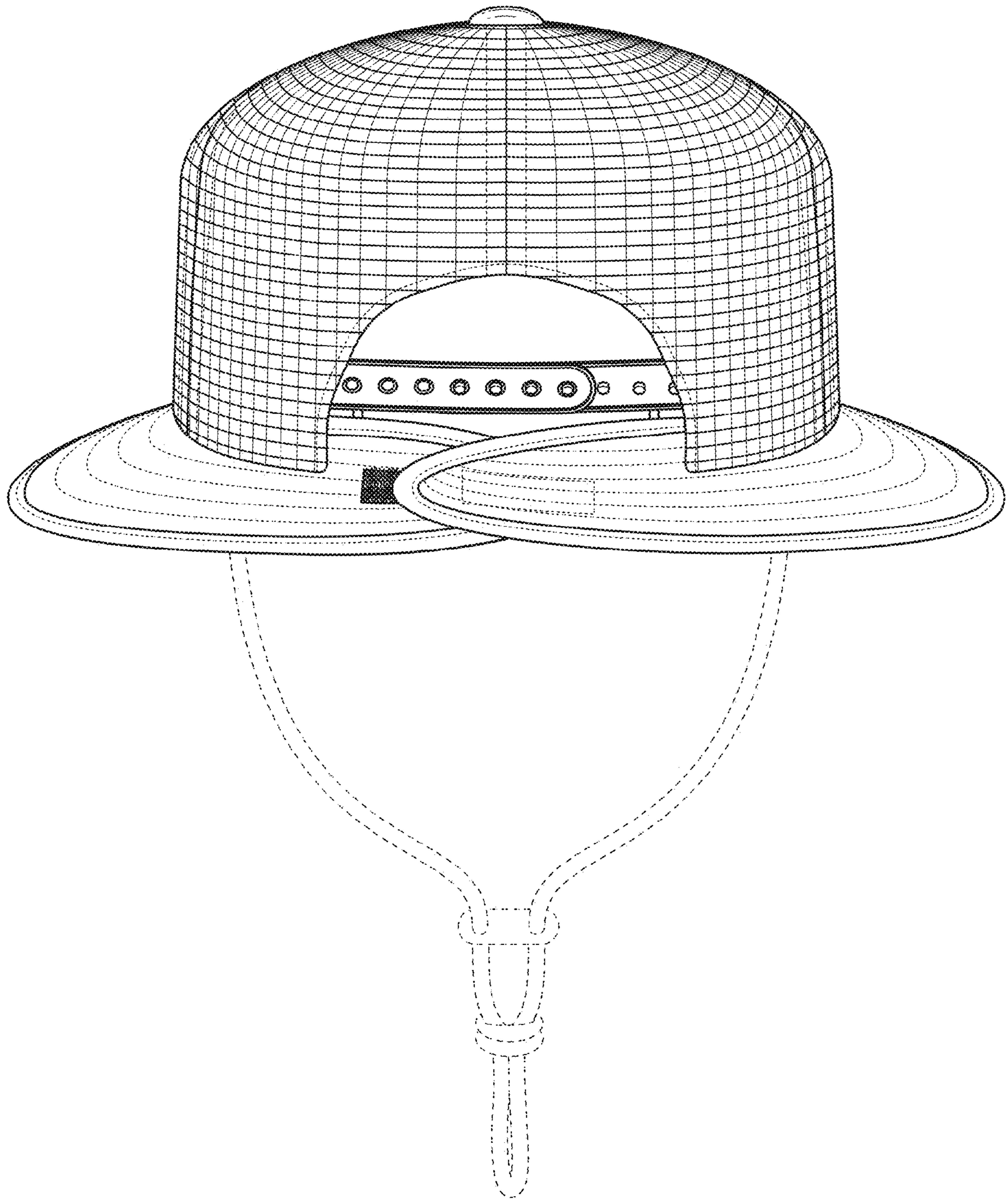


FIG. 3




FIG. 4




FIG. 5



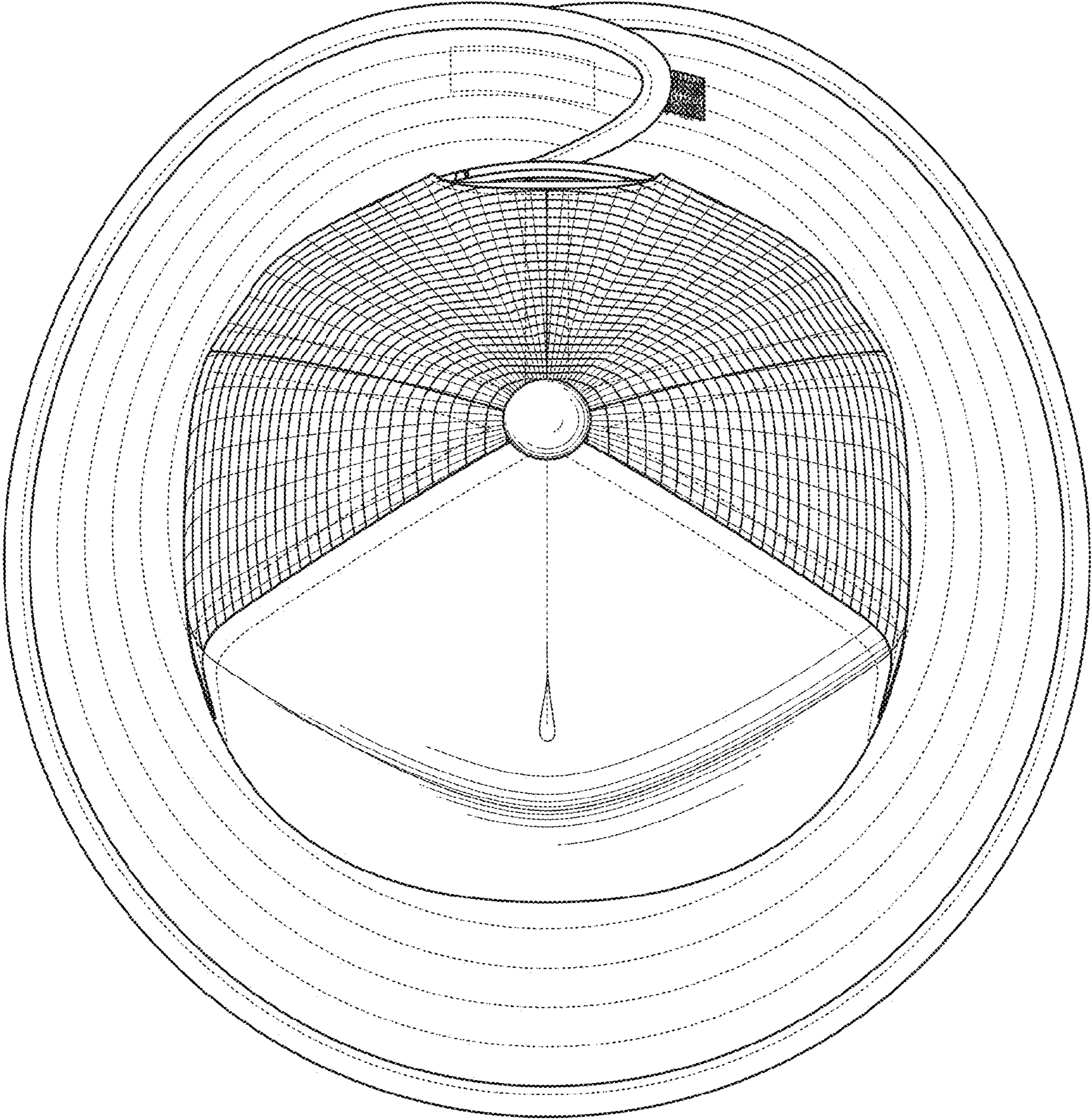


FIG. 6

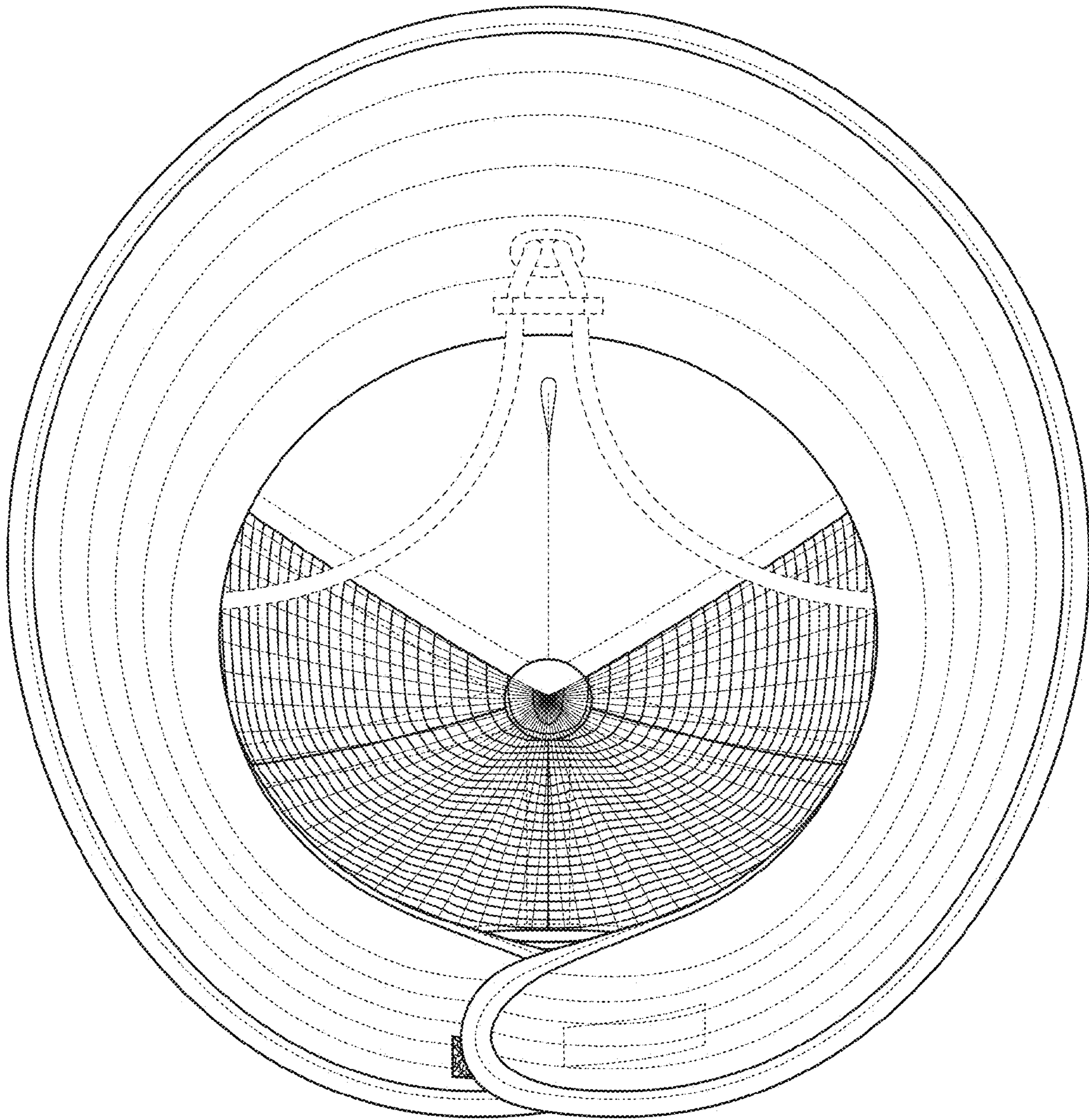


FIG. 7