

US00D972230S

(12) **United States Design Patent** (10) **Patent No.:** **US D972,230 S**
Higdon et al. (45) **Date of Patent:** **** Dec. 6, 2022**

(54) **ADJUSTABLE DOG VEST ASSEMBLY**

(71) Applicant: **Higdon Outdoors, LLC**, Paducah, KY (US)

(72) Inventors: **Benjamin Robert Higdon**, Paducah, KY (US); **Brook A. Richard**, Paducah, KY (US)

(73) Assignee: **Higdon Outdoors, LLC**, Paducah, KY (US)

(**) Term: **15 Years**

(21) Appl. No.: **29/712,134**

(22) Filed: **Nov. 5, 2019**

(51) **LOC (13) Cl.** **30-01**

(52) **U.S. Cl.**
USPC **D30/145**

(58) **Field of Classification Search**
USPC D30/144, 145
CPC A01K 13/006; A01K 29/00; A61D 9/00; F41H 1/02
See application file for complete search history.

(56) **References Cited**

U.S. PATENT DOCUMENTS

3,141,443	A *	7/1964	Huey	A01K 23/00
					119/854
3,248,852	A *	5/1966	Schwartz	A01K 13/006
					54/79.1
D312,151	S *	11/1990	Dickey	D30/145
5,068,921	A *	12/1991	Jones	A01K 13/006
					2/2.5
D470,275	S *	2/2003	Lidis	D30/145
D740,498	S *	10/2015	Zakowicz	D30/145
D901,097	S *	11/2020	Coughlan	D30/145
D903,210	S *	11/2020	Johnson	D30/145
D909,688	S *	2/2021	Kusnier	D30/145

(Continued)

OTHER PUBLICATIONS

“Momarsh Adjustable Dog Vest.” Found online May 16, 2022 at www.amazon.com. Product first available Jul. 10, 2020. Retrieved from URL: https://www.amazon.com/dp/B08CLQV6BG (Year: 2020).*

(Continued)

Primary Examiner — Mary Ann Calabrese

Assistant Examiner — Katelin G Kloberg

(74) *Attorney, Agent, or Firm* — C. Brandon Browning; Maynard, Cooper & Gale, PC

(57) **CLAIM**

The ornamental design for an adjustable dog vest assembly, as shown and described herein.

DESCRIPTION

FIG. 1 is a top plan view of an adjustable dog vest assembly, shown in a flat configuration;
FIG. 2 is a bottom plan view thereof;
FIG. 3 is a top, front, left side perspective view of the first dog vest panel, shown within an environment of use;
FIG. 4 is a bottom plan view thereof;
FIG. 5 is a top, front, right side perspective view of the second dog vest panel, shown within an environment of use;
FIG. 6 is a top, rear, left side perspective view thereof;
FIG. 7 is a top, front, right side perspective view of the third dog vest panel, shown within an environment of use;
FIG. 8 is a top, rear, right side perspective view thereof;
FIG. 9 is a top, front, left side perspective view of the fourth dog vest panel, shown within an environment of use;
FIG. 10 is a top, rear, right side perspective view thereof;
FIG. 11 is a top, front, right side perspective view of the fifth dog vest panel, shown within an environment of use; and,
FIG. 12 is a top, rear, right side perspective view thereof.
The broken lines depicting a dog represent environmental subject matter that forms no part of the claimed design.

1 Claim, 12 Drawing Sheets

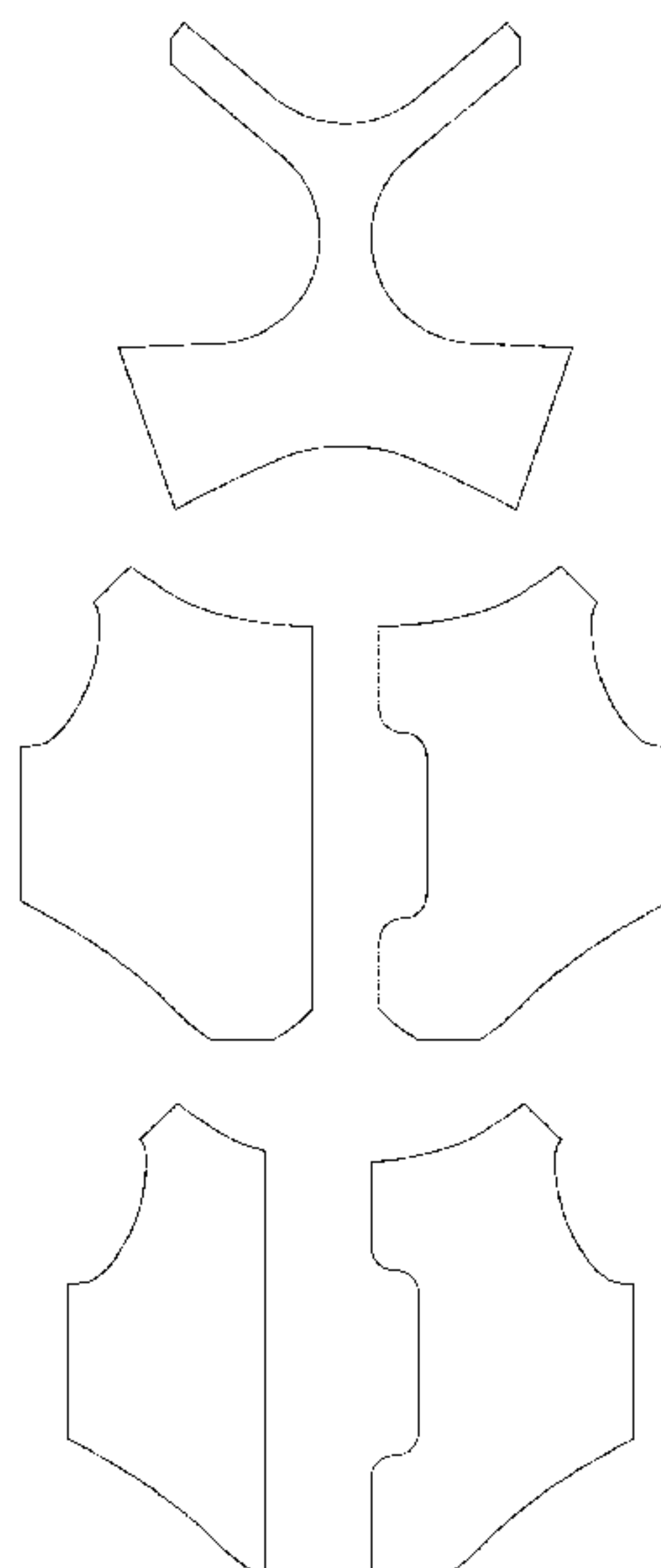


FIG. 1





FIG. 2






FIG. 3

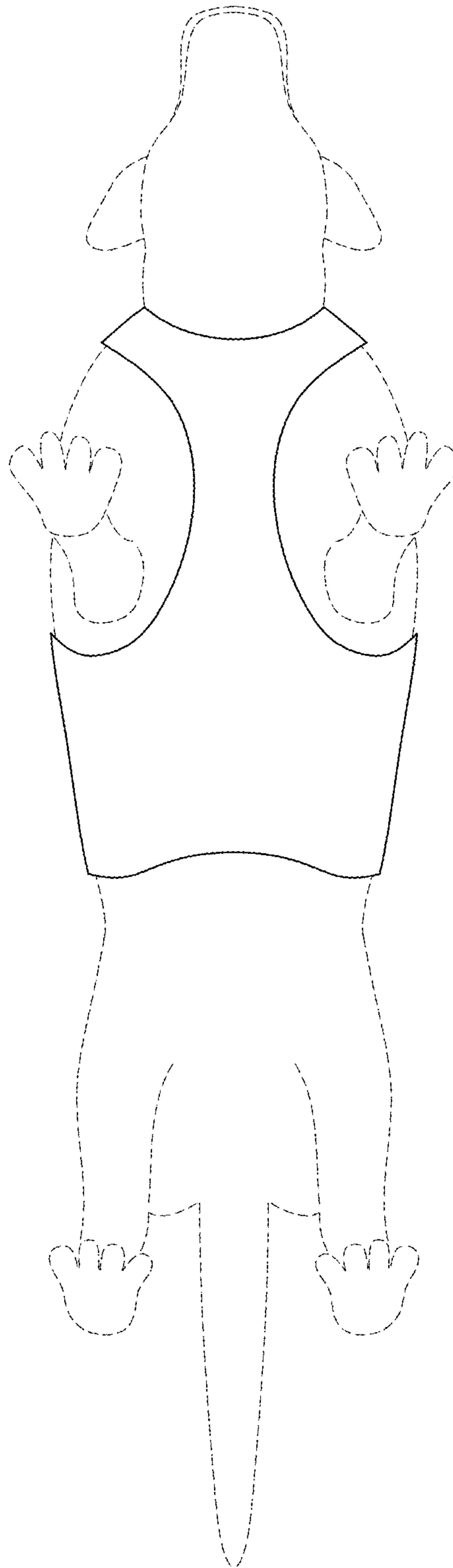


FIG. 4




FIG. 5




FIG. 6




FIG. 7

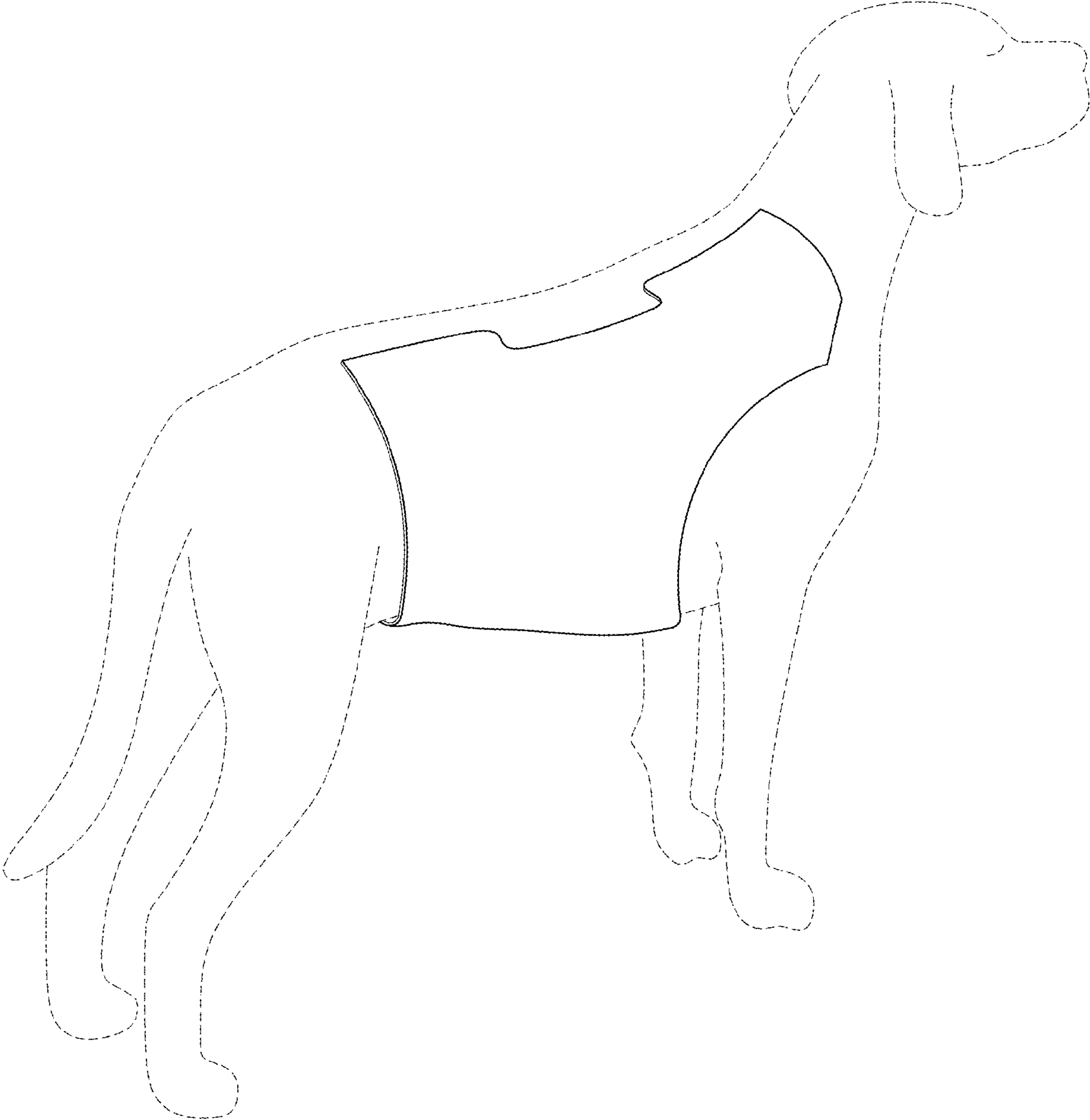


FIG. 8




FIG. 9




FIG. 10




FIG. 11




FIG. 12