



US00D972224S

(12) **United States Design Patent**
Xu

(10) **Patent No.:** **US D972,224 S**

(45) **Date of Patent:** **** Dec. 6, 2022**

(54) **REFLECTIVE SAFETY VEST**

(71) Applicant: **Linfeng Xu**, Weihui (CN)

(72) Inventor: **Linfeng Xu**, Weihui (CN)

(**) Term: **15 Years**

(21) Appl. No.: **29/806,746**

(22) Filed: **Sep. 7, 2021**

(51) **LOC (13) Cl.** **02-02**

(52) **U.S. Cl.**
USPC **D29/101.4**

(58) **Field of Classification Search**
USPC D29/100, 101.1, 101.3, 101.4; D2/828,
D2/829
CPC A41D 1/002; A41D 1/005; A41D 1/04;
A41D 13/0012; A41D 13/01; A41D
13/0518; A41D 13/0593; A41D 27/085;
A41D 27/205; A41D 31/32; A41D
2300/20

See application file for complete search history.

(56) **References Cited**

U.S. PATENT DOCUMENTS

- RE38,497 E * 4/2004 Falk A41D 13/0012
2/247
- D588,752 S * 3/2009 Lesley D29/101.4
- D590,545 S * 4/2009 Lesley D29/101.4
- D694,957 S * 12/2013 Barker D29/101.4
- D792,027 S * 7/2017 Gill D29/101.4
- D804,100 S * 11/2017 Gill D29/101.4
- 10,455,873 B2 * 10/2019 Feterman A41D 1/04
- D872,373 S 1/2020 Prasad
- D877,419 S 3/2020 Shi

- 10,670,667 B2 * 6/2020 Ledbetter G01R 31/12
- D892,437 S * 8/2020 Swank D2/829
- D896,444 S * 9/2020 Shi D29/101.4
- D906,595 S * 12/2020 Gill D29/101.4
- D933,903 S * 10/2021 Lee D29/101.4
- D942,697 S * 2/2022 Xu D29/101.4
- D948,130 S * 4/2022 Shen D29/101.4
- D950,157 S * 4/2022 Shen D29/101.4
- D950,158 S * 4/2022 Shen D2/829
- 11,363,843 B1 * 6/2022 Ernst A41D 31/32
- D961,162 S * 8/2022 Shen D29/101.1
- 2022/0279871 A1 * 9/2022 Moss A41D 13/01

* cited by examiner

Primary Examiner — Kimberly Barnes

(57) **CLAIM**

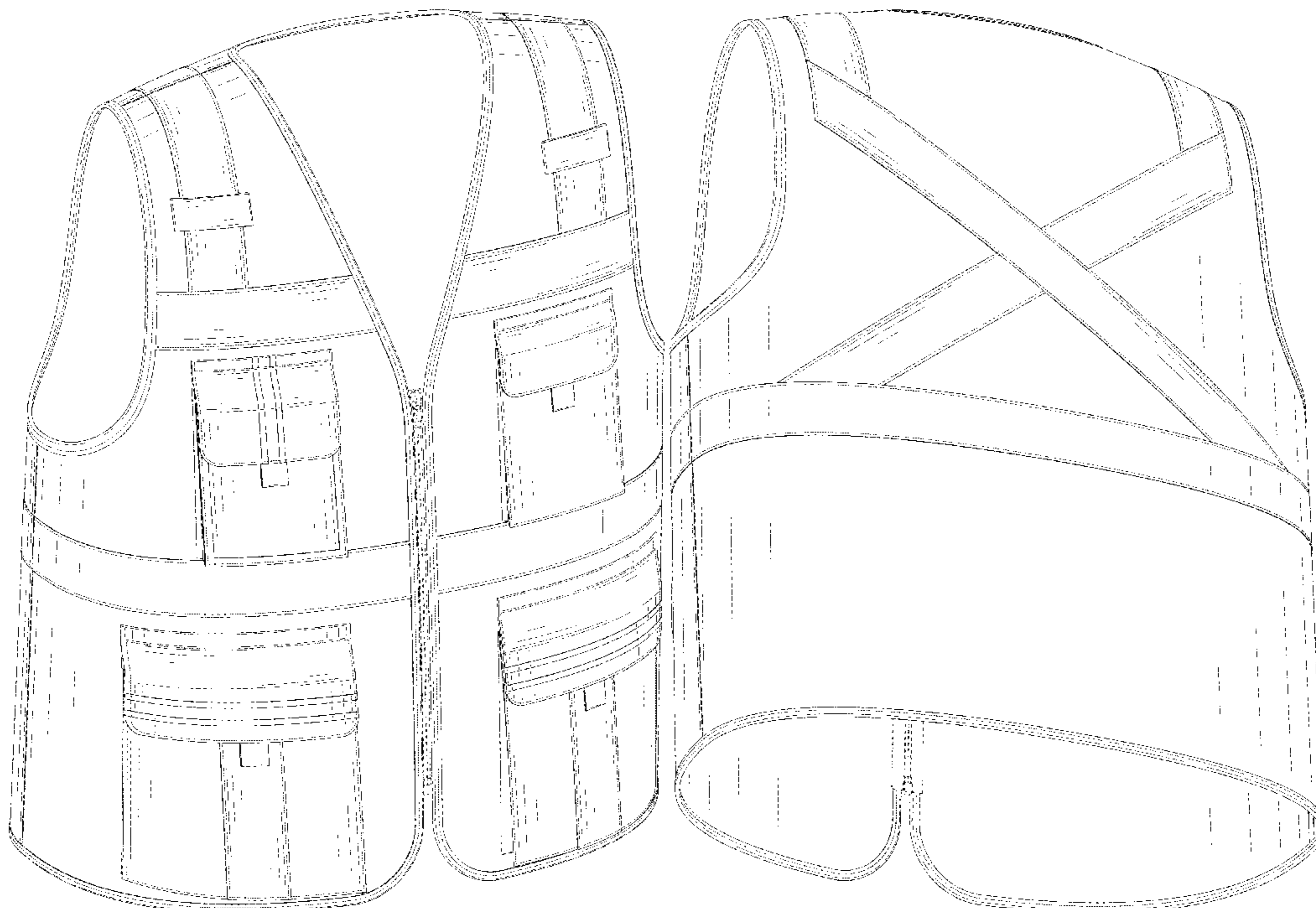
The ornamental design for a reflective safety vest, as shown and described.

DESCRIPTION

FIG. 1 is a perspective view of a reflective safety vest showing my new design;
 FIG. 2 is another perspective view thereof;
 FIG. 3 is a front elevational view thereof;
 FIG. 4 is a rear elevational view thereof;
 FIG. 5 is a left side elevational view thereof;
 FIG. 6 is a right side elevational view thereof;
 FIG. 7 is a top plan view thereof; and,
 FIG. 8 is a bottom plan view thereof.

The short thick evenly spaced broken lines in the drawings depict stitching and form no part of the claimed design. The long thin evenly spaced broken lines in the drawings depict portions of the reflective safety vest that form no part of the claimed design.

1 Claim, 8 Drawing Sheets






FIG. 1



FIG. 2

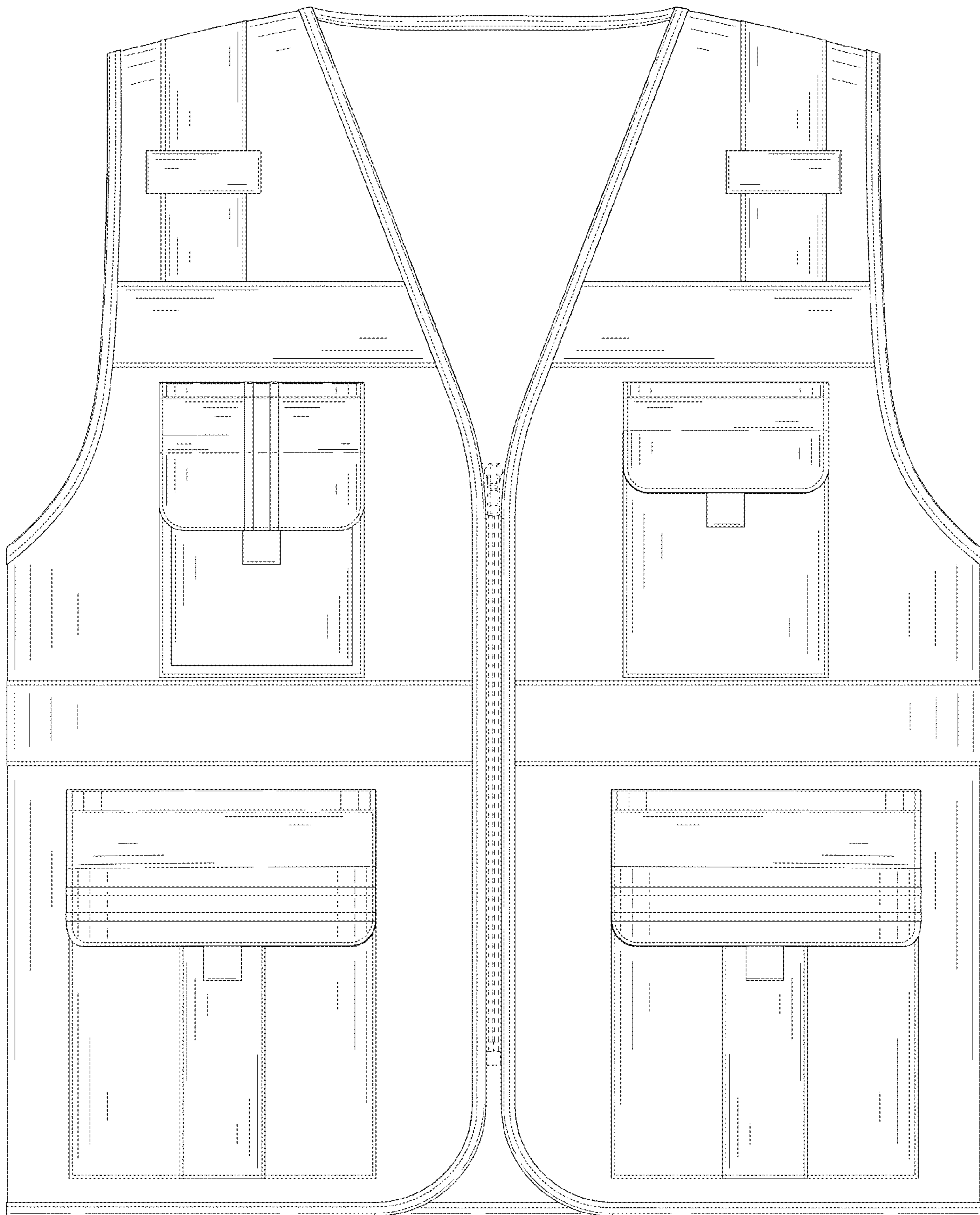


FIG. 3




FIG. 4

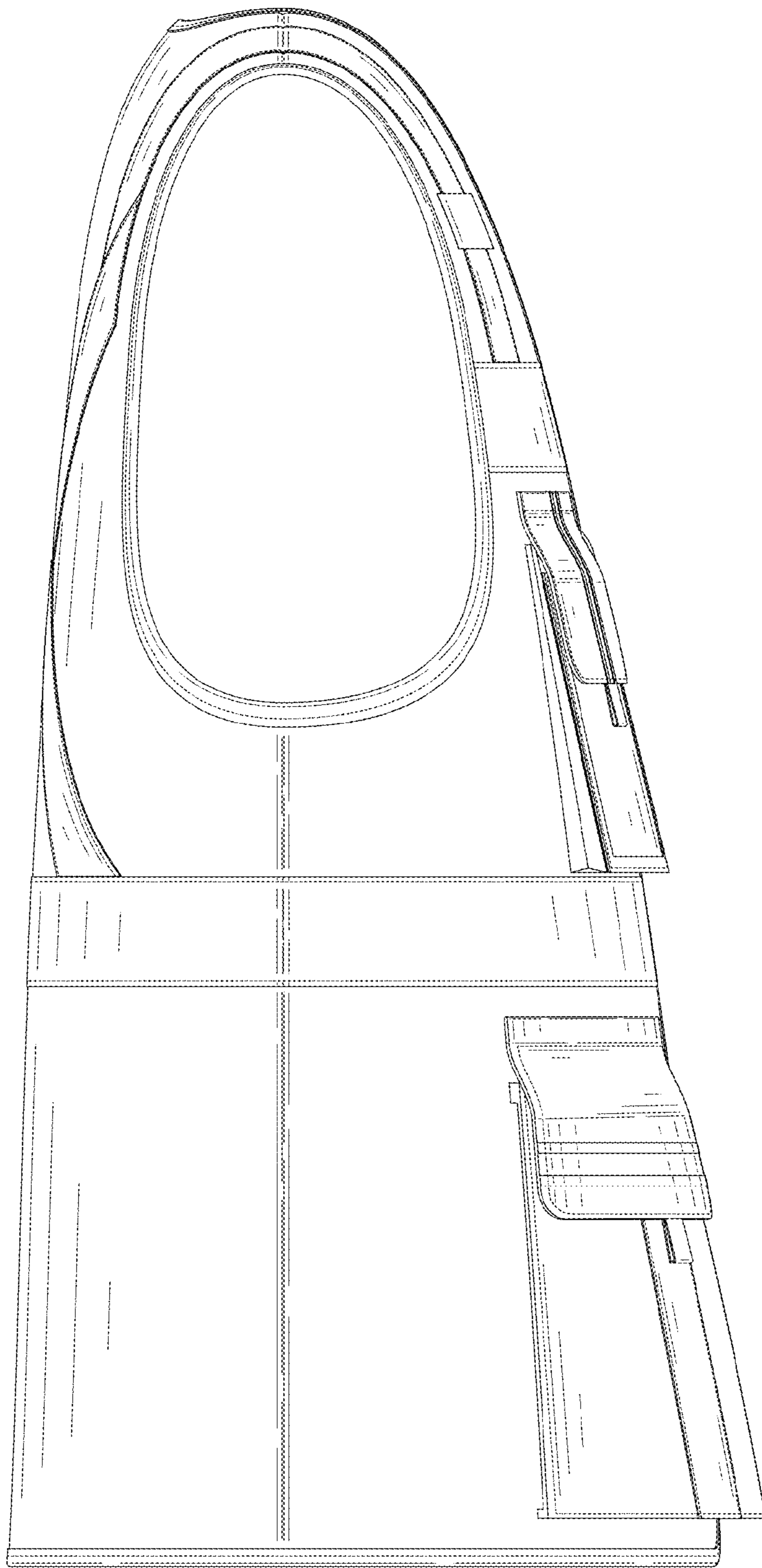


FIG. 5

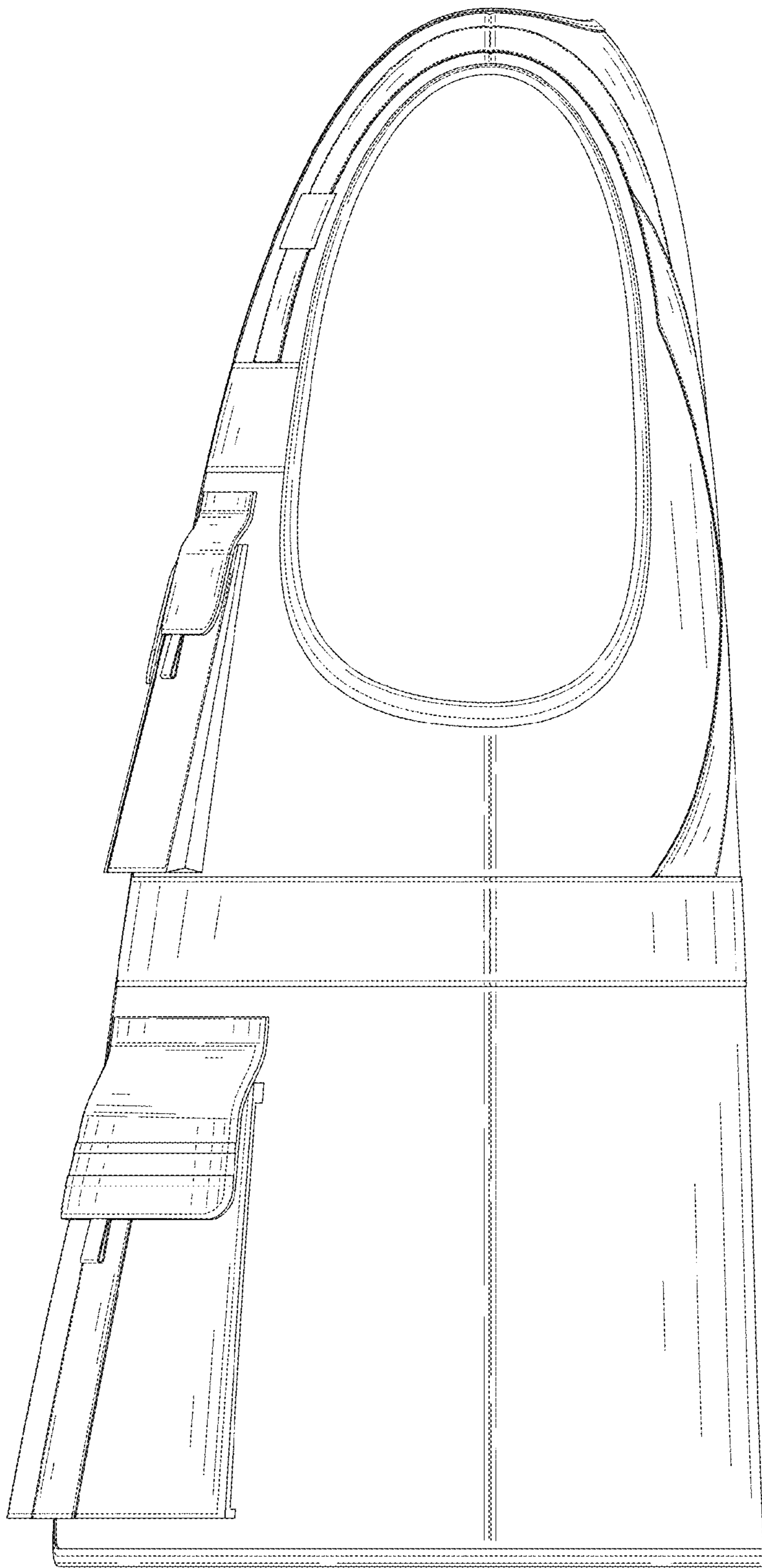


FIG. 6

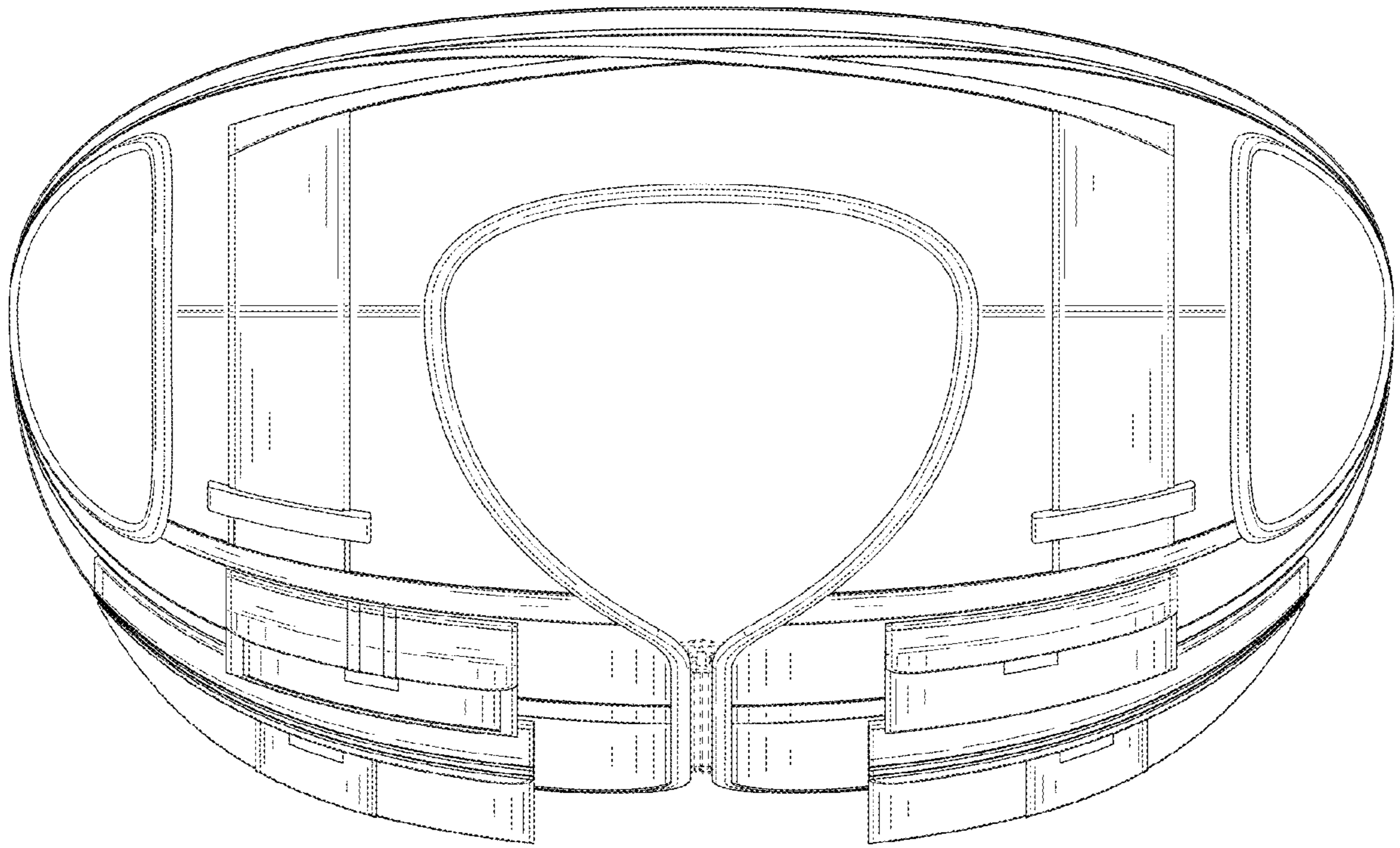


FIG. 7

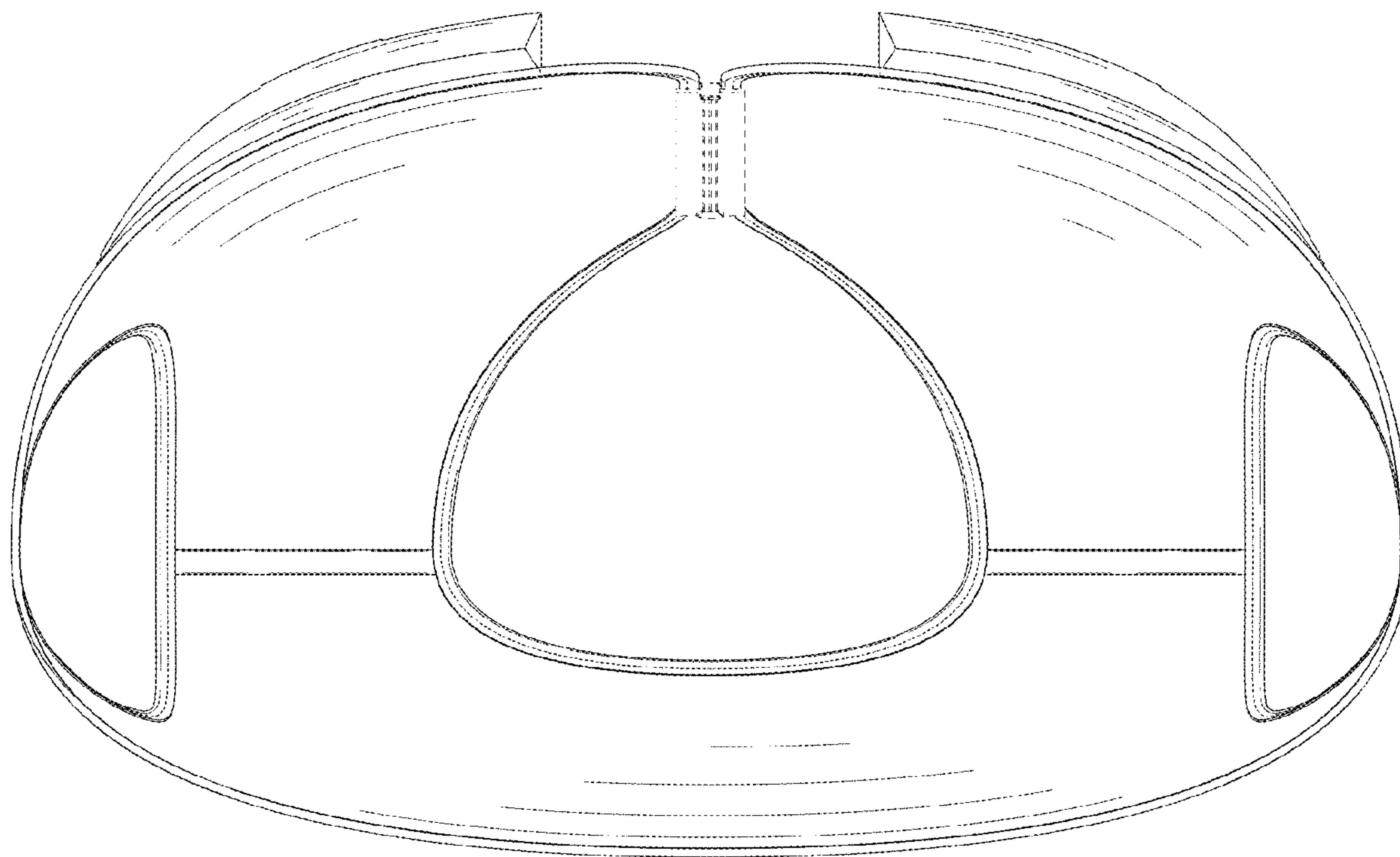


FIG. 8