



US00D972218S

(12) **United States Design Patent** (10) **Patent No.:** **US D972,218 S**
Liu (45) **Date of Patent:** **** Dec. 6, 2022**

(54) **TWEEZER**
(71) Applicant: **Mingcheng Liu**, Guangdong (CN)
(72) Inventor: **Mingcheng Liu**, Guangdong (CN)
(**) Term: **15 Years**
(21) Appl. No.: **29/815,527**
(22) Filed: **Nov. 15, 2021**
(51) **LOC (13) Cl.** **28-03**
(52) **U.S. Cl.**
USPC **D28/55**
(58) **Field of Classification Search**
USPC D28/7, 55, 99; D24/143
CPC A45D 26/00; A45D 26/0066; A61B 17/28;
A61B 2017/305; B25B 9/02
See application file for complete search history.

2013/0341941 A1* 12/2013 Stayton B25B 9/02
294/99.2
2016/0166039 A1* 6/2016 Luu B26B 17/00
30/175
2017/0014976 A1* 1/2017 Shahpurwala B25B 9/02

OTHER PUBLICATIONS

ApeX Original Round Tip Tweezers—Gorilla Killa, reviewed on Apr. 13, 2019, retrieved from: <https://gorillakilla.com/products/apex-original-round-tip-tweezers>.
Can Tweezers Change Your Life? by Gorilla Killa, published on Dec. 4, 2016 on youtube.com, retrieved from: https://www.youtube.com/watch?v=ShT_Bx1hiwE.

* cited by examiner

Primary Examiner — Alison M Ofstun
(74) *Attorney, Agent, or Firm* — ScienBiziP, P.C.

(57) **CLAIM**

The ornamental design for a tweezer, as shown and described.

(56) **References Cited**

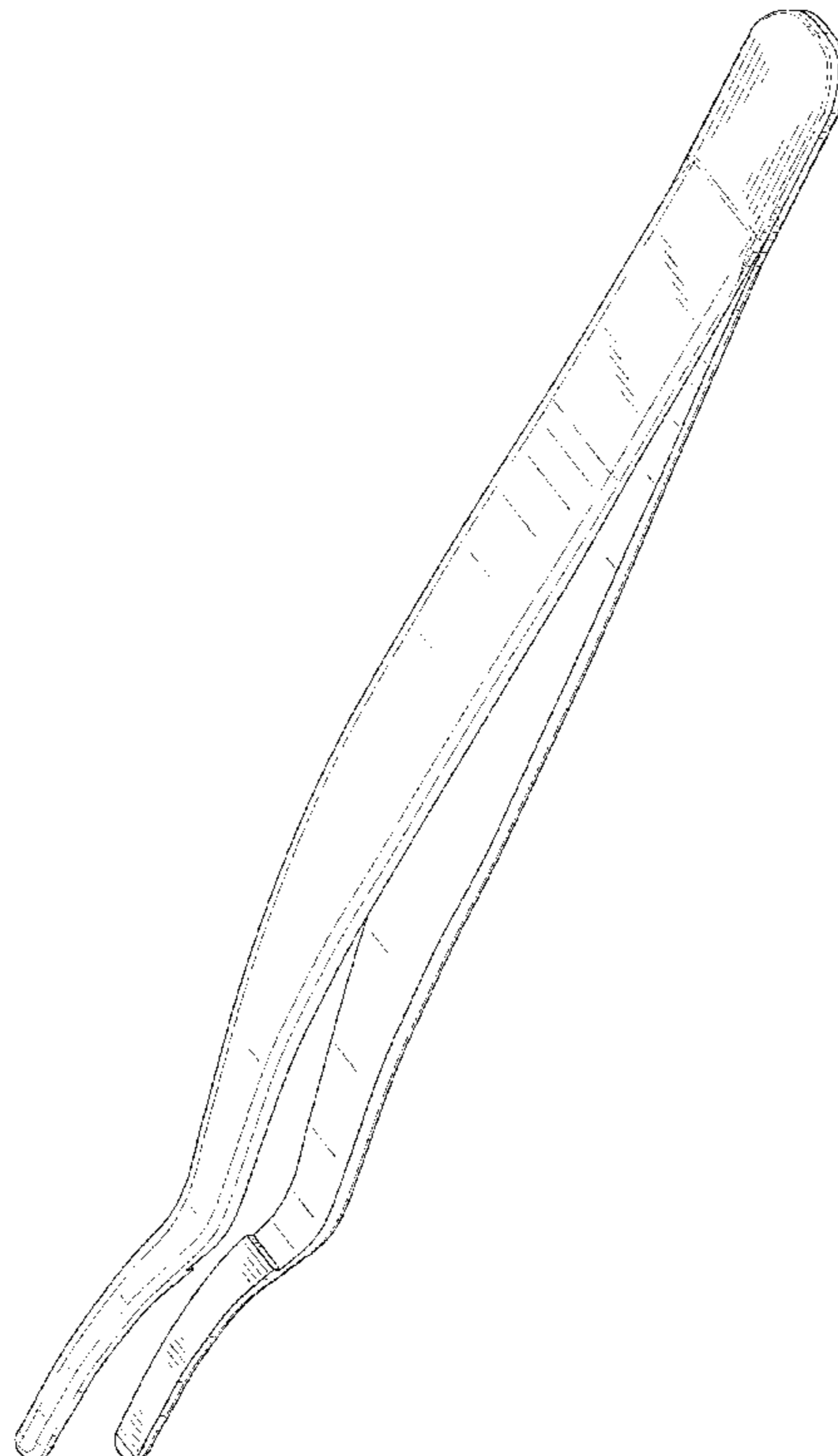
U.S. PATENT DOCUMENTS

D551,389 S * 9/2007 Wittke-Kothe D28/55
D573,308 S * 7/2008 Wittke-Kothe D28/60
D717,997 S * 11/2014 Charroy D28/55
D718,498 S 11/2014 Gu
D783,901 S * 4/2017 Kim D24/143
D814,107 S * 3/2018 Lotti D28/7
D867,664 S * 11/2019 Lotti D28/55
D909,680 S 2/2021 Hussain et al.
D937,482 S * 11/2021 Kim D28/7
D952,258 S * 5/2022 Lotti D28/55
D959,745 S * 8/2022 Luo D28/55

DESCRIPTION

FIG. 1 is a front, left, and top perspective view of a tweezer, showing my design.
FIG. 2 is a rear, right, and bottom perspective view thereof.
FIG. 3 is a front elevation view thereof.
FIG. 4 is a rear elevation view thereof.
FIG. 5 is a left side elevation view thereof.
FIG. 6 is a right side elevation view thereof.
FIG. 7 is a top plan view thereof; and,
FIG. 8 is a bottom plan view thereof.

1 Claim, 8 Drawing Sheets



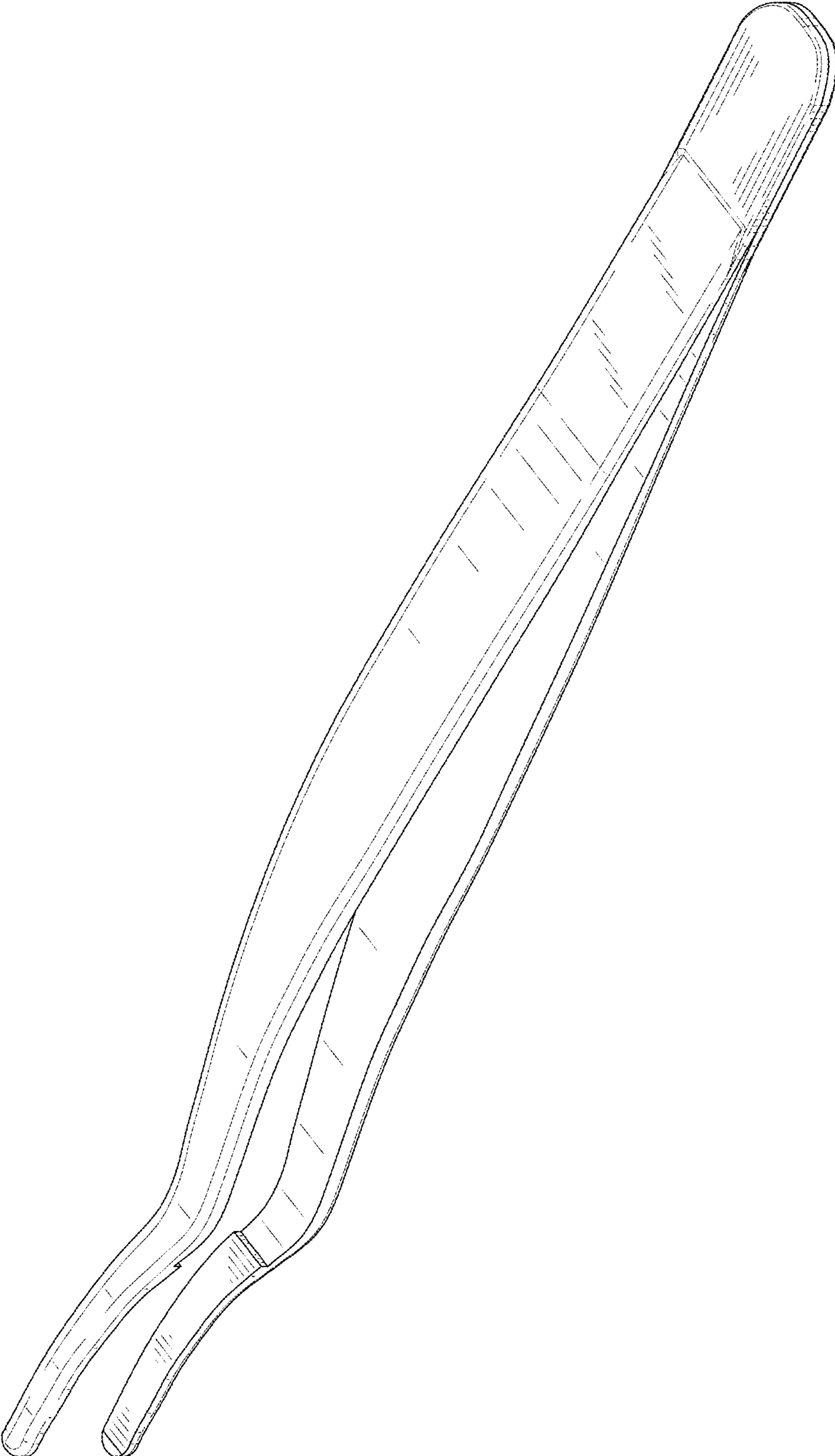


FIG. 1

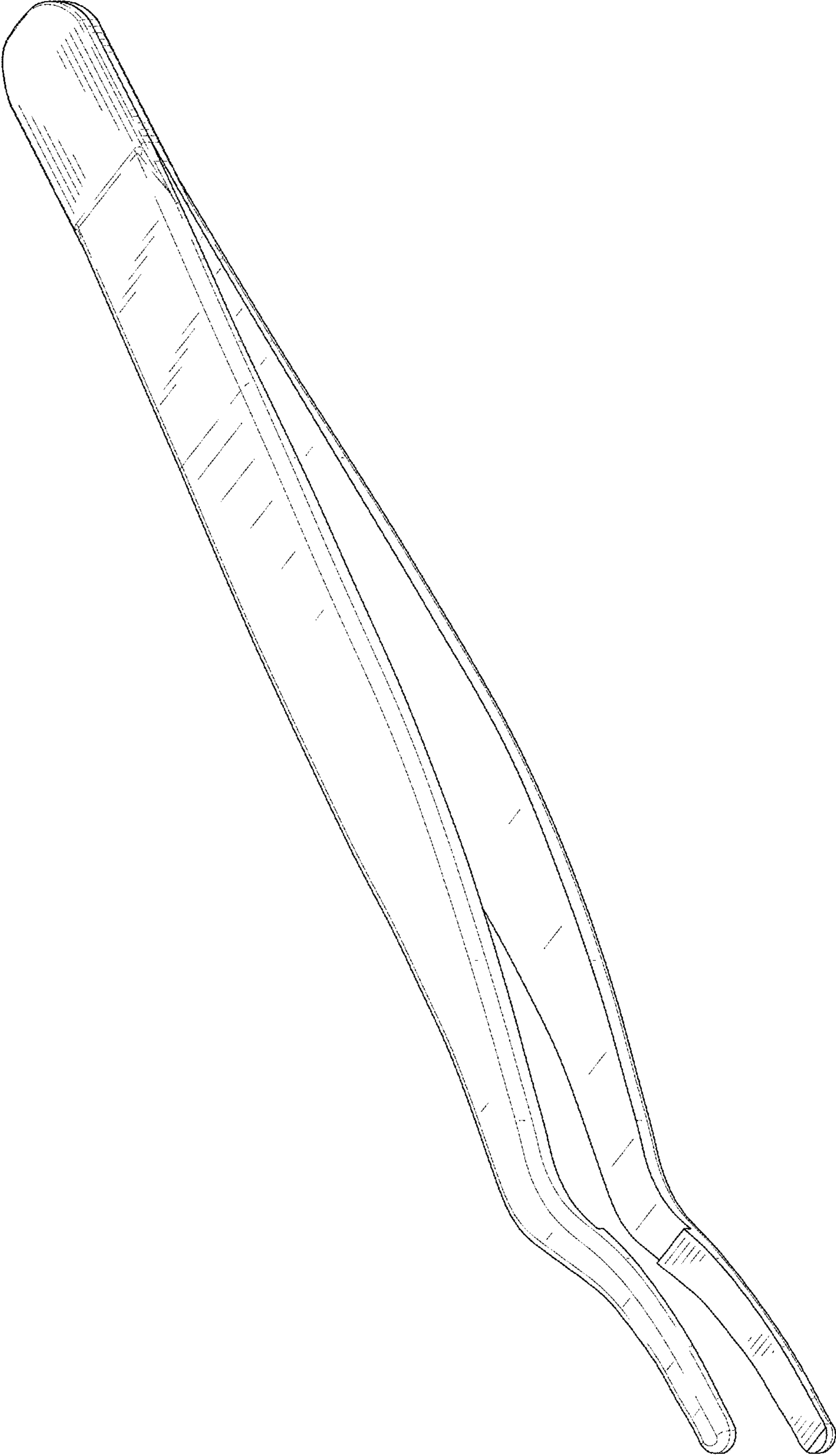


FIG. 2

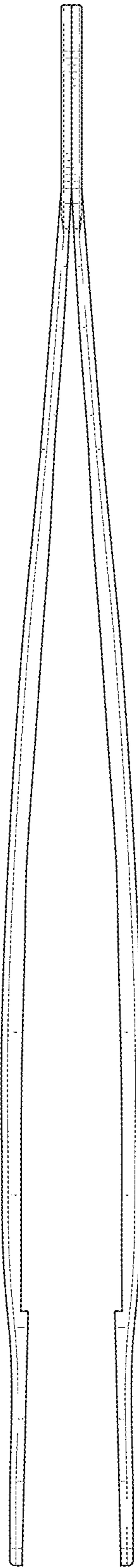


FIG. 3

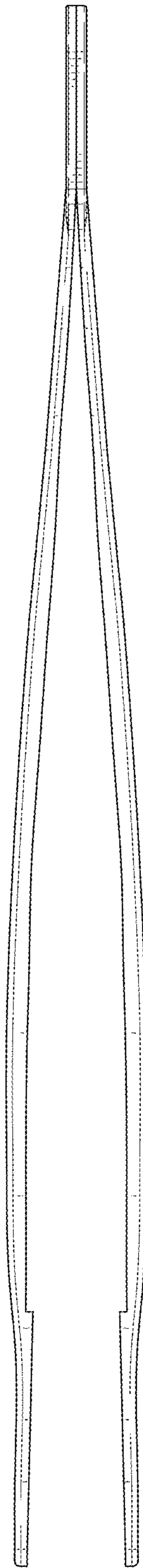


FIG. 4

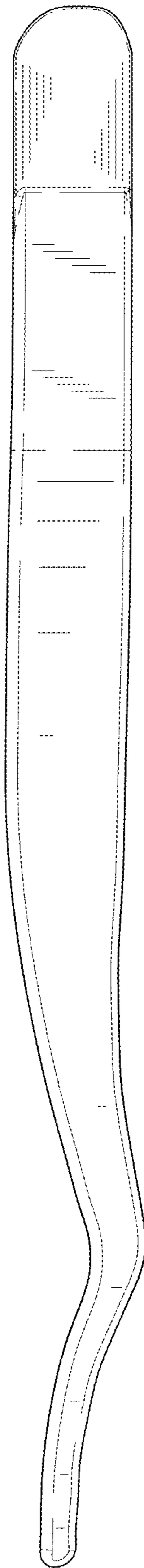


FIG. 5

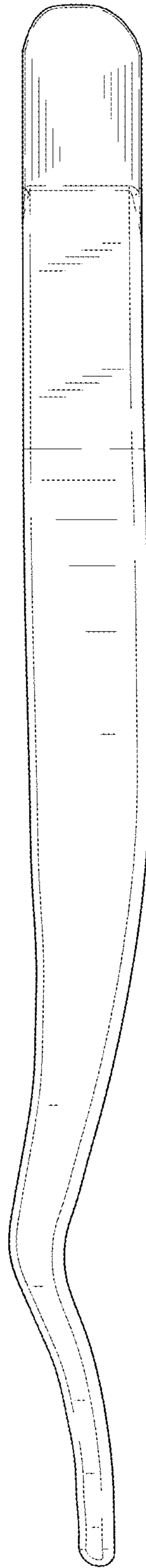


FIG. 6

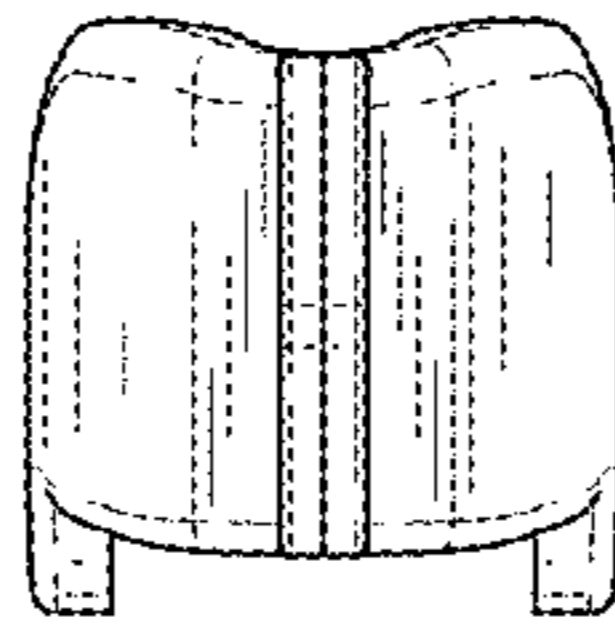


FIG. 7

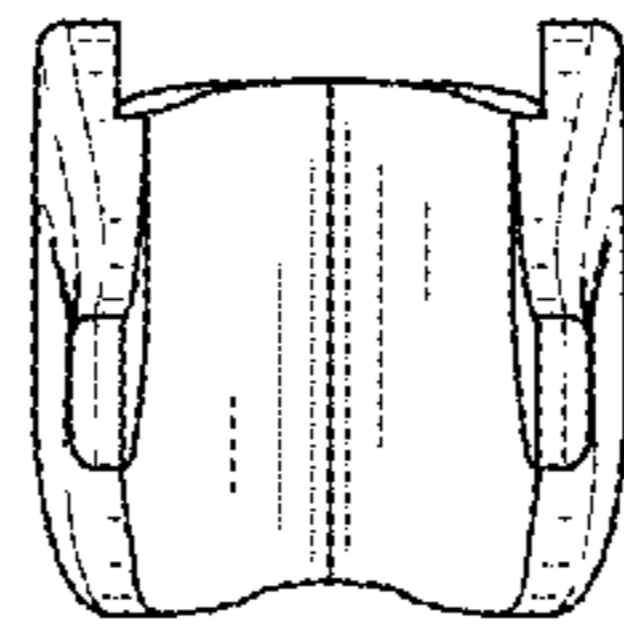


FIG. 8