



US00D972215S

(12) **United States Design Patent** (10) **Patent No.:** **US D972,215 S**  
**Braun et al.** (45) **Date of Patent:** **\*\* Dec. 6, 2022**

- (54) **HAIR CLIPPER**
- (71) Applicant: **Andis Company**, Sturtevant, WI (US)
- (72) Inventors: **Christopher J. Braun**, Racine, WI (US); **Joseph Novak**, Milwaukee, WI (US); **Jeffrey D. Gross**, Kenosha, WI (US)
- (73) Assignee: **Andis Company**, Sturtevant, WI (US)
- (\*\*) Term: **15 Years**
- (21) Appl. No.: **29/735,659**
- (22) Filed: **May 22, 2020**
- (51) **LOC (13) Cl.** ..... **28-03**
- (52) **U.S. Cl.**  
USPC ..... **D28/54**
- (58) **Field of Classification Search**  
USPC ..... D28/49-54; D30/159  
CPC ..... B26B 19/00; B26B 19/04; B26B 19/06;  
B26B 19/10; B26B 19/18; B26B 19/38;  
B26B 19/386
- See application file for complete search history.

(56) **References Cited**

U.S. PATENT DOCUMENTS

D387,487 S *	12/1997	Sulik .....	D28/53
6,571,478 B1 *	6/2003	Romani .....	B26B 19/44 30/132
D623,354 S *	9/2010	Schwer .....	D28/53
9,545,729 B2 *	1/2017	Buck, Jr. ....	B26B 19/063
10,137,581 B2 *	11/2018	Werner .....	B26B 19/06
D852,419 S *	6/2019	Mori .....	D28/53
D854,747 S *	7/2019	Kimchi .....	D28/53
D872,366 S *	1/2020	Cociffi .....	D28/53
D895,898 S *	9/2020	Werner .....	D28/53
11,097,435 B2 *	8/2021	Sterzi .....	B26B 19/3853

D940,395 S *	1/2022	Prat-Pfister .....	D28/50
11,267,146 B2 *	3/2022	Kruse .....	B26B 19/205
2006/0042093 A1 *	3/2006	Dirks .....	B26B 19/06 30/43.9
2012/0084983 A1 *	4/2012	Moseman .....	B26B 19/28 30/42
2013/0200823 A1 *	8/2013	Chan .....	B26B 19/284 310/36
2020/0189135 A1 *	6/2020	Peterson, Jr. ....	B26B 19/3853
2020/0384661 A1 *	12/2020	Tringali .....	B26B 19/3846
2021/0394376 A1 *	12/2021	Braun .....	B26B 19/3873

\* cited by examiner

Primary Examiner — Jennifer Rivard

Assistant Examiner — Alison M Ofstun

(74) *Attorney, Agent, or Firm* — Reinhart Boerner Van Deuren s.c.

(57) **CLAIM**

We claim the ornamental design for a hair clipper, as shown and described.

**DESCRIPTION**

FIG. 1 is a front perspective view of a hair clipper, showing our new design;

FIG. 2 is a rear perspective view of the hair clipper of FIG. 1.

FIG. 3 is a front side view of the hair clipper of FIG. 1.

FIG. 4 is a rear side view of the hair clipper of FIG. 1.

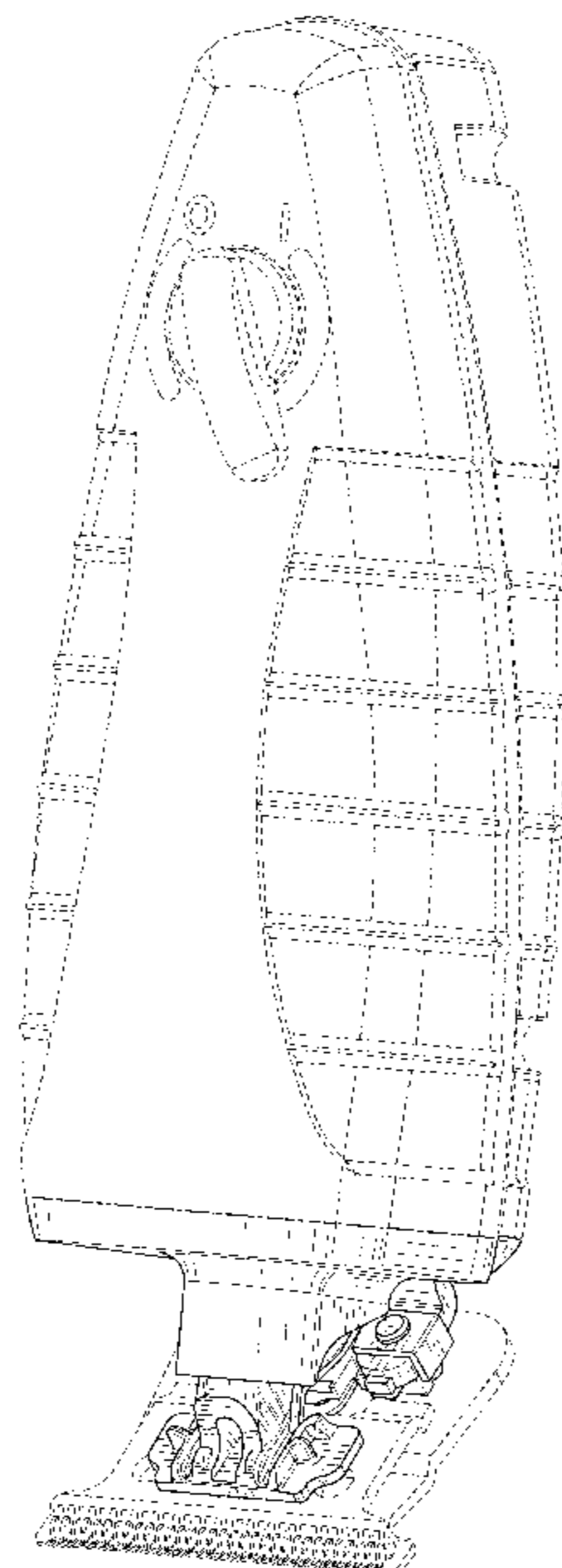
FIG. 5 is a right side view of the hair clipper of FIG. 1.

FIG. 6 is a left side view of the hair clipper of FIG. 1.

FIG. 7 is a top side view of the hair clipper of FIG. 1; and, FIG. 8 is a bottom side view of the hair clipper of FIG. 1.

The evenly spaced broken lines in the drawings illustrate portions of the article which form no part of the claimed design. The dash-dot broken lines illustrate a boundary to the claim and form no part thereof.

**1 Claim, 7 Drawing Sheets**



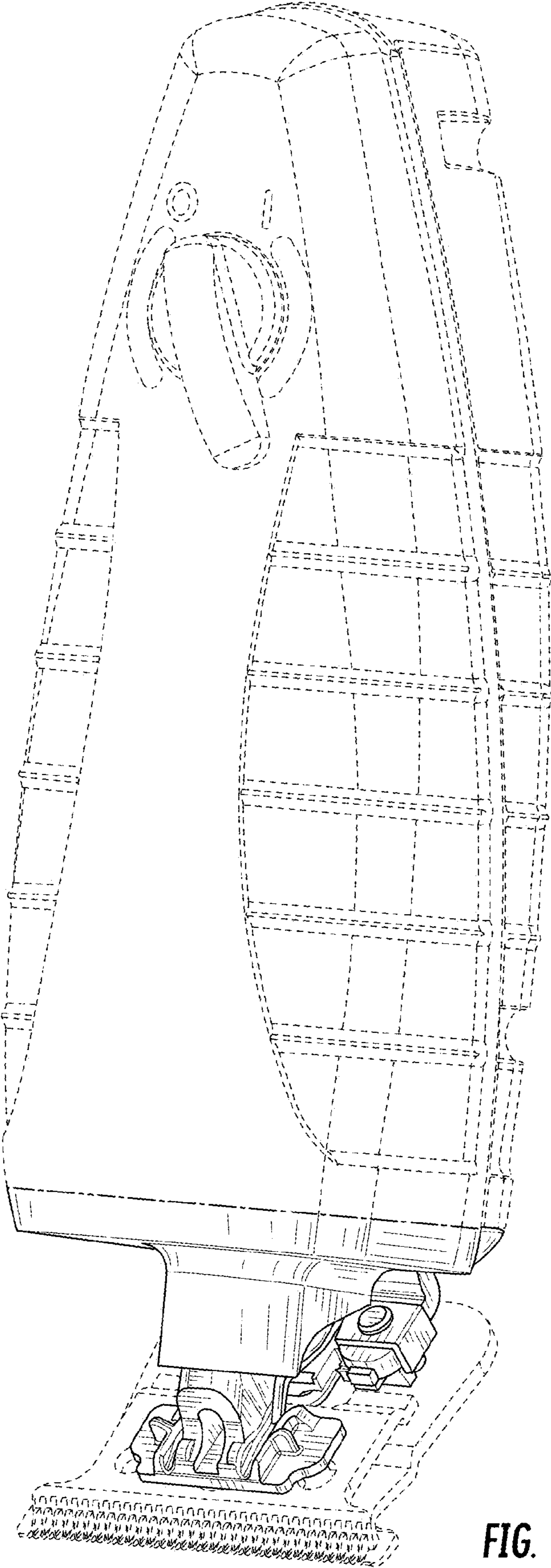


FIG. 1

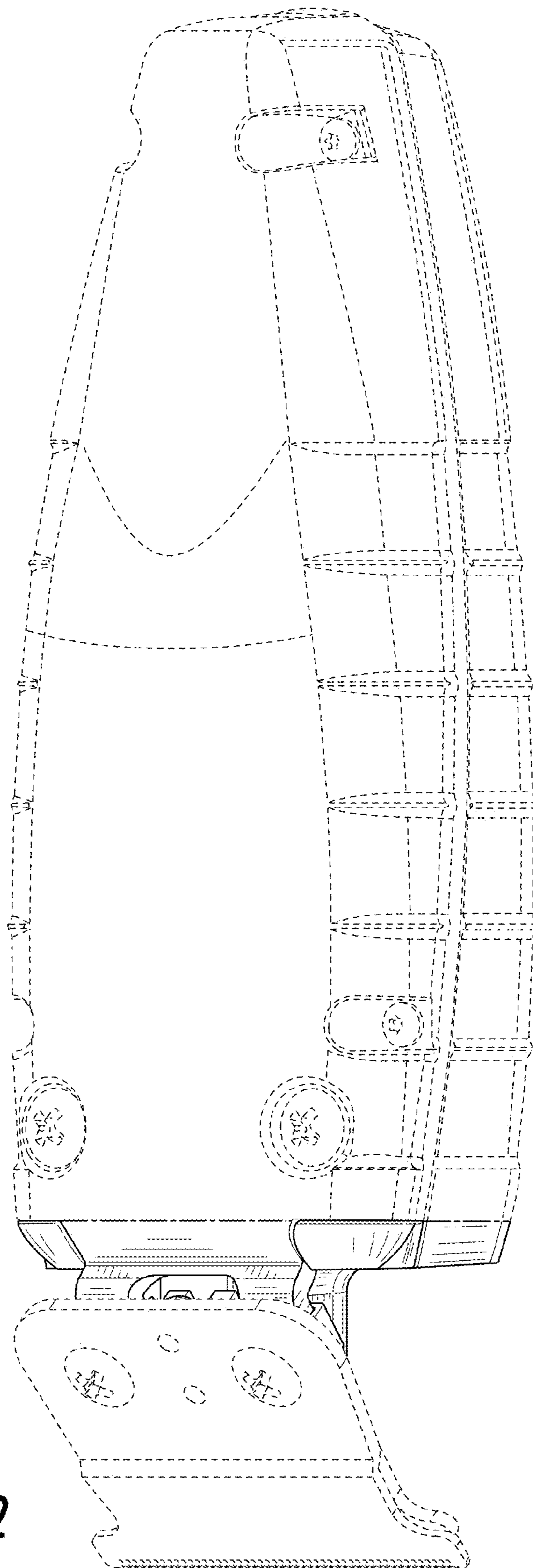
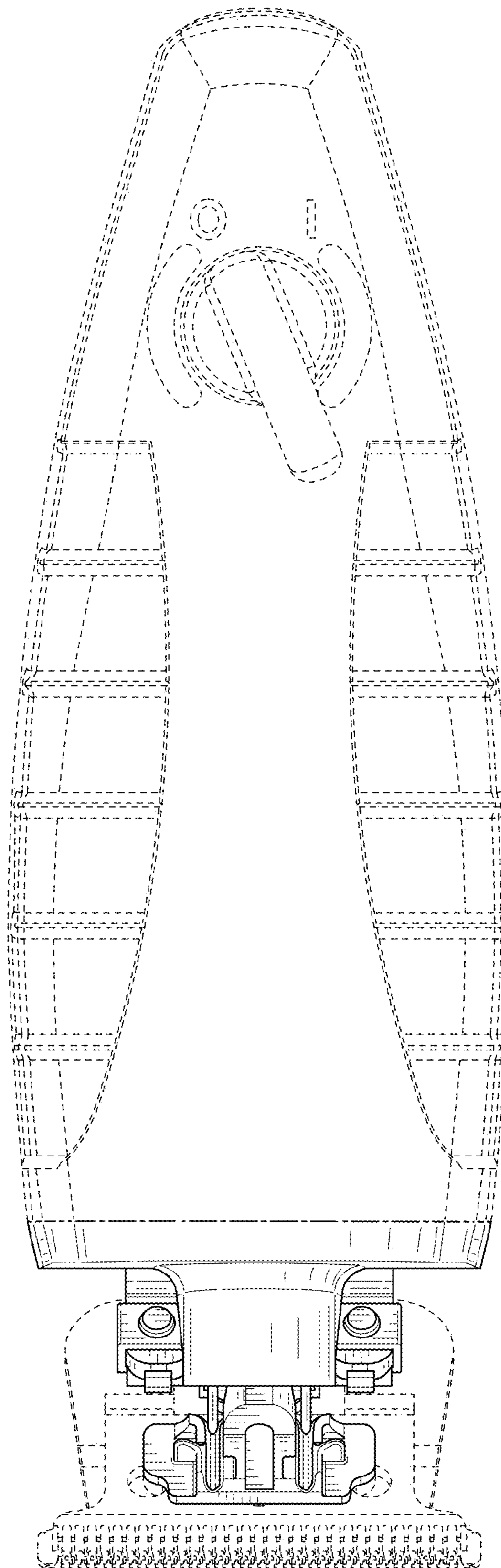


FIG. 2



**FIG. 3**

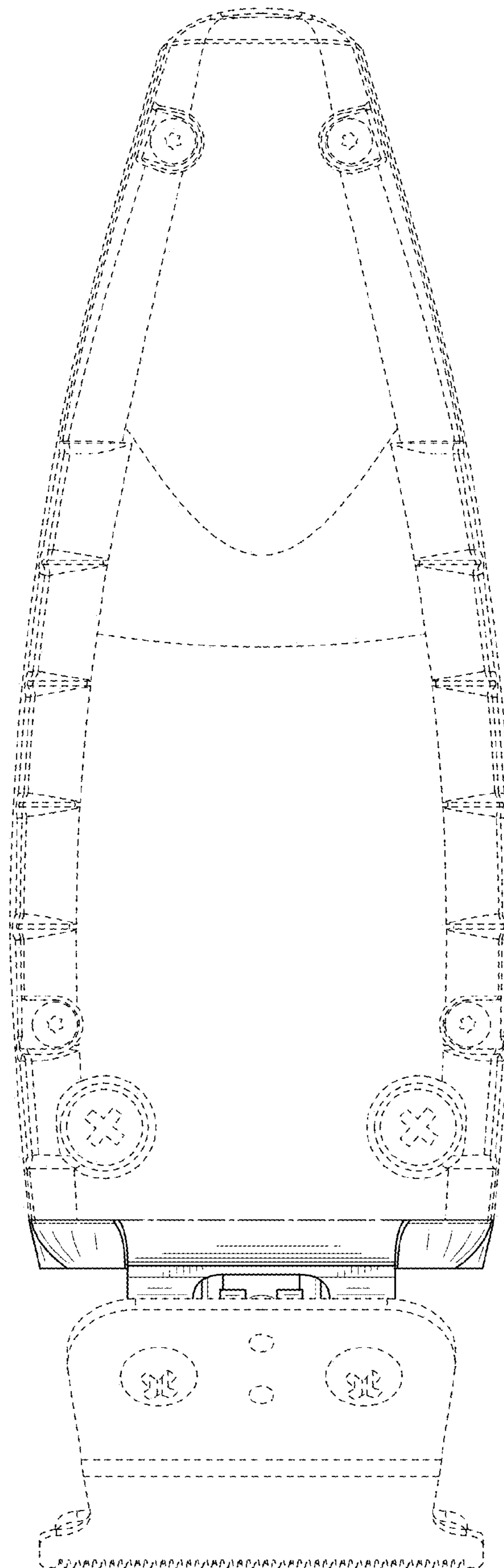


FIG. 4

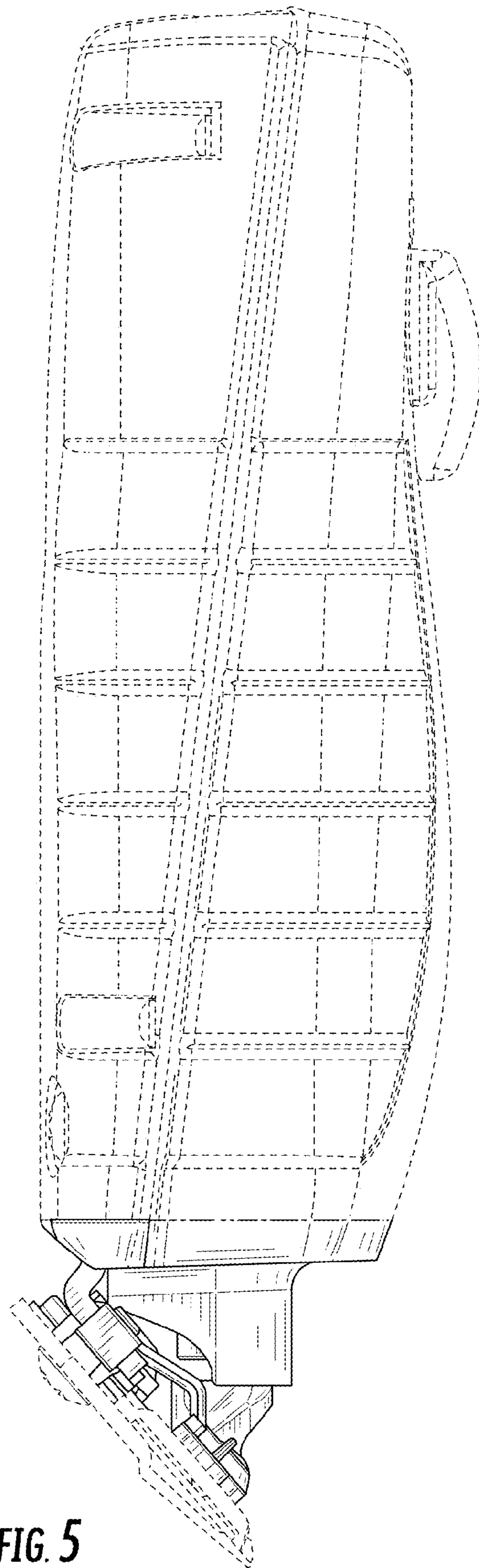


FIG. 5

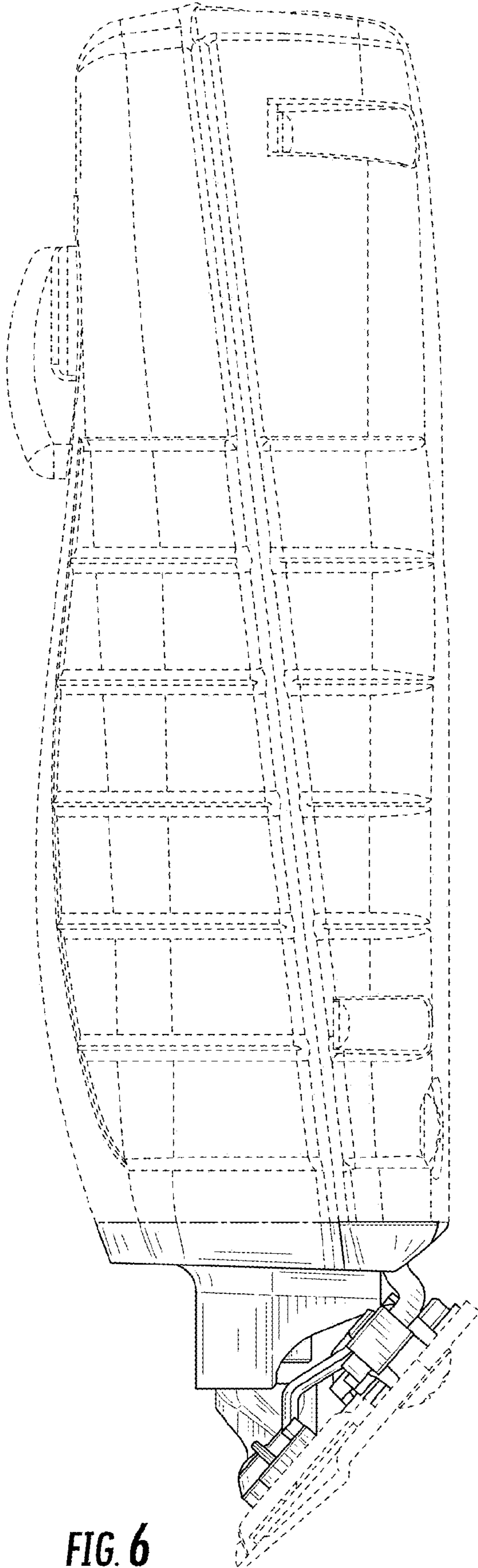
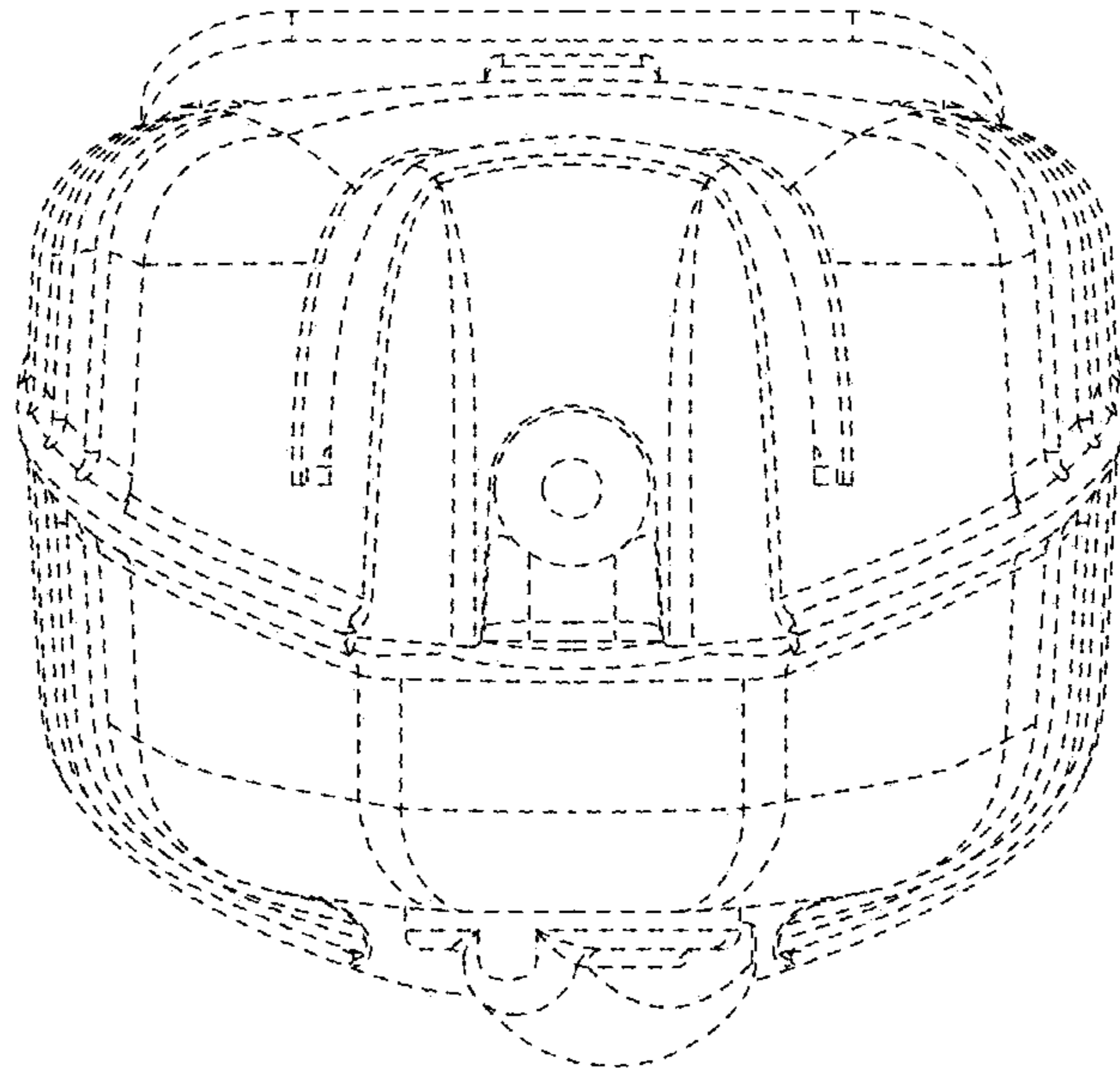
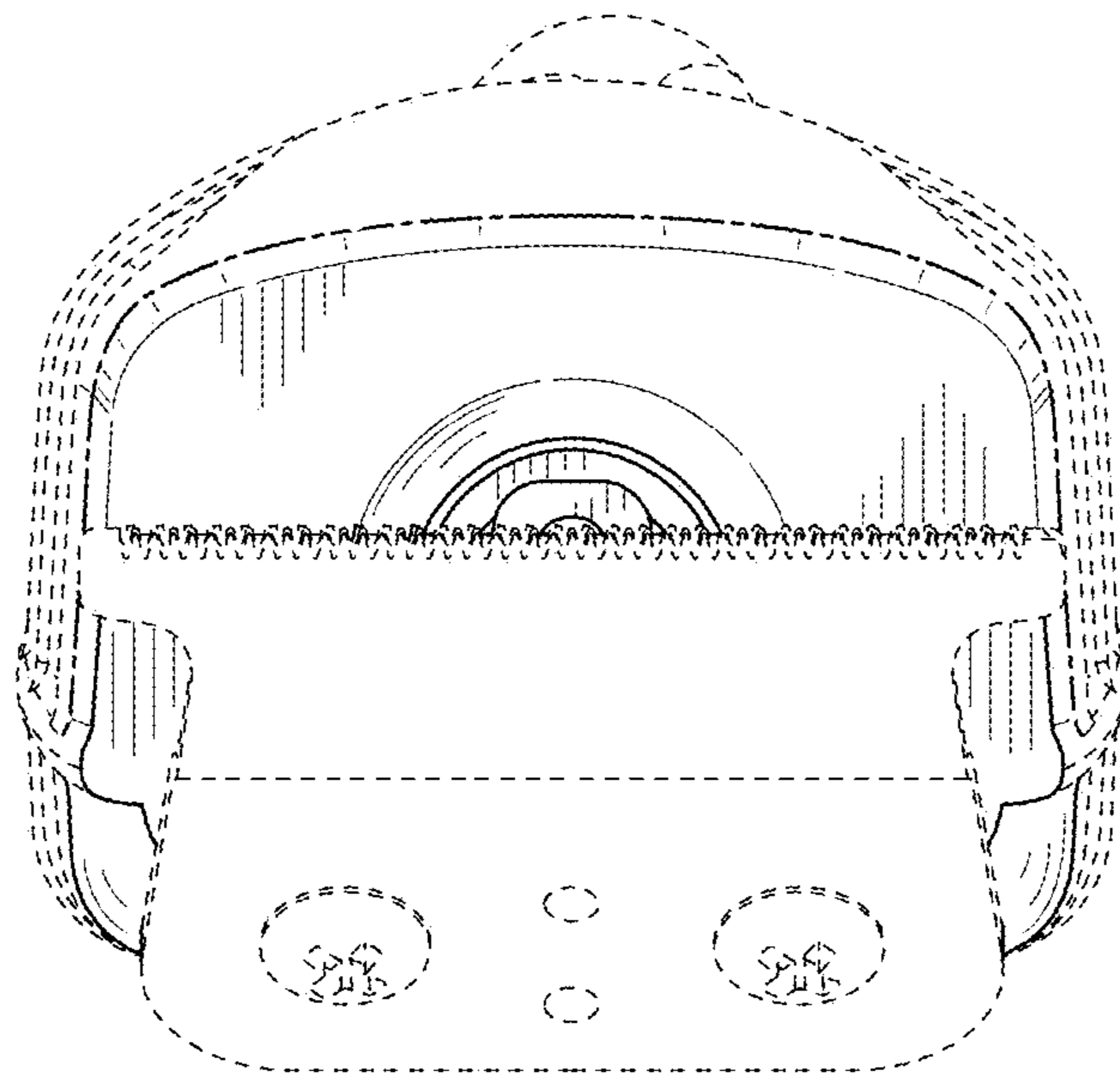


FIG. 6



**FIG. 7**



**FIG. 8**