

US00D972186S

(12) **United States Design Patent** (10) **Patent No.:** **US D972,186 S**
Feng (45) **Date of Patent:** **** Dec. 6, 2022**

(54) **LAMP**
(71) Applicant: **Zhanbi Feng**, Zhongshan (CN)
(72) Inventor: **Zhanbi Feng**, Zhongshan (CN)
(**) Term: **15 Years**
(21) Appl. No.: **29/838,509**
(22) Filed: **May 13, 2022**

(51) **LOC (13) Cl.** **26-05**
(52) **U.S. Cl.**
USPC **D26/72; D26/85**
(58) **Field of Classification Search**
USPC D26/24, 37-52, 60-65, 72, 81, 83, 85,
D26/88, 93, 104-108, 113
CPC F21Y 2115/10; F21Y 2103/10; F21Y
2101/00; F21Y 2113/00; F21V 21/08;
F21V 21/06; F21V 21/406; F21V
21/0965; F21V 21/30; F21V 21/0885;
F21V 27/005; F21V 21/145; F21V
23/0414; F21V 15/01; F21V 14/025;
F21L 4/00; F21L 4/08; F21L 4/04; F21L
14/02; F21L 4/027; F21W 2111/10
See application file for complete search history.

(56) **References Cited**
U.S. PATENT DOCUMENTS

D312,136 S * 11/1990 Miletich D26/93
D501,781 S * 2/2005 Galli D26/37

D639,465 S * 6/2011 Abernethy D26/37
D706,516 S * 6/2014 Caglia D1/105
D715,466 S * 10/2014 Wang D26/24
8,939,601 B1 * 1/2015 Lee F21V 17/02
362/198
D844,873 S * 4/2019 Koshiba D26/44
D918,460 S 5/2021 Yuan
D930,202 S * 9/2021 Shang D26/37
D934,484 S 10/2021 Ou
D938,087 S * 12/2021 Zou D26/85
D939,129 S 12/2021 Mei

* cited by examiner

Primary Examiner — Marissa J Cash
Assistant Examiner — William B Melliar
(74) *Attorney, Agent, or Firm* — Rमित Ranjit Kanakia


(57) **CLAIM**

The ornamental design for a lamp, as shown and described.

DESCRIPTION

FIG. 1 is a first perspective view of a lamp showing my new design;
FIG. 2 is a second perspective view thereof;
FIG. 3 is a front view thereof;
FIG. 4 is a back view thereof;
FIG. 5 is a left side view thereof
FIG. 6 is a right side view thereof;
FIG. 7 is a top view thereof; and,
FIG. 8 is a bottom view thereof.
The broken lines shown in the drawings depict portions of the lamp that form no part of the claimed design.

1 Claim, 8 Drawing Sheets



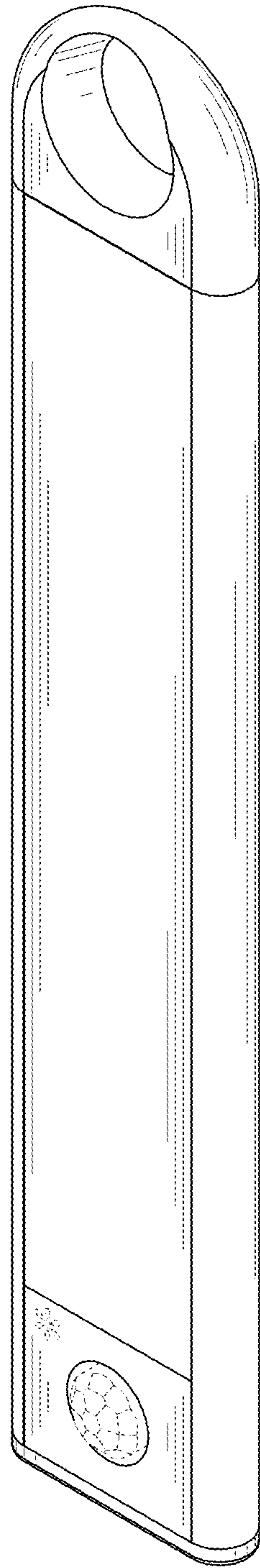


FIG. 1

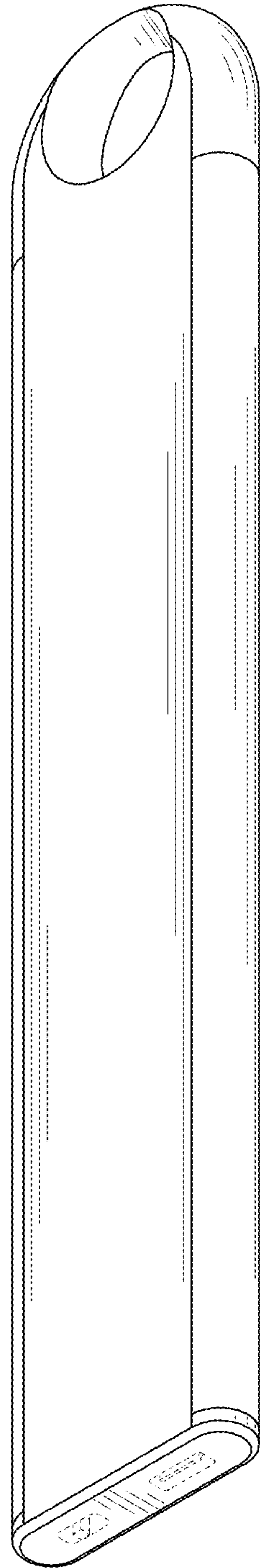


FIG. 2




FIG. 3




FIG. 4




FIG. 5

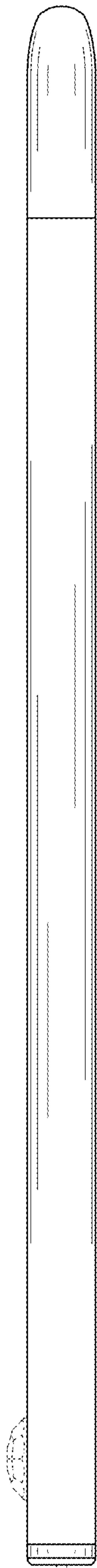


FIG. 6

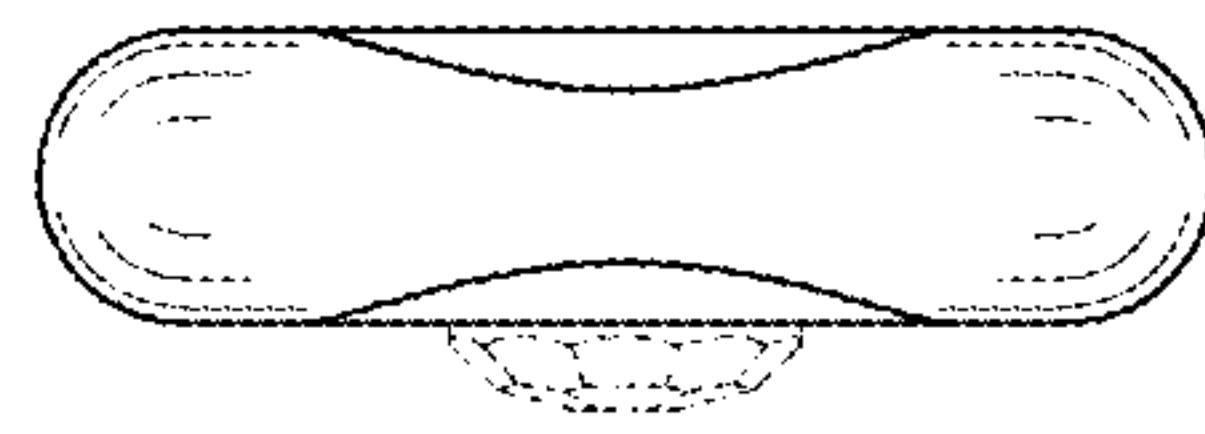


FIG. 7

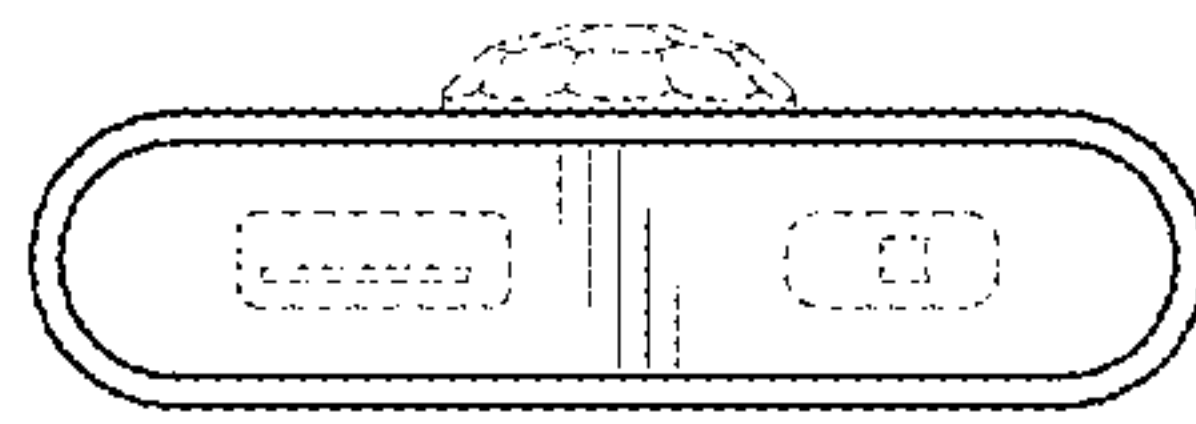


FIG. 8