



US00D972133S

(12) **United States Design Patent** (10) **Patent No.:** **US D972,133 S**
Blazjewski (45) **Date of Patent:** **** Dec. 6, 2022**

(54) **ENDOSCOPE**

(71) Applicant: **Blazjewski Medi-Tech GmbH**, Sexau (DE)

(72) Inventor: **Reinhold Blazjewski**, Gutach (DE)

(73) Assignee: **Blazjewski Medi-Tech GmbH**, Sexau (DE)

(**) Term: **15 Years**

(21) Appl. No.: **29/707,281**

(22) Filed: **Sep. 27, 2019**

(30) **Foreign Application Priority Data**

May 10, 2019 (DE) 40 2019 100 513.7

(51) **LOC (13) Cl.** **24-02**

(52) **U.S. Cl.**
USPC **D24/138**

(58) **Field of Classification Search**
USPC D24/138, 127, 113, 108, 147
CPC .. A61B 1/018; A61B 1/00165; A61B 1/00071
See application file for complete search history.

(56) **References Cited**

U.S. PATENT DOCUMENTS

D785,173 S *	4/2017	Oberkircher	D24/138
D798,448 S *	9/2017	Marchal	D24/138
D888,237 S *	6/2020	Lohk	D24/138
D955,573 S *	6/2022	Mo	D24/138

* cited by examiner

Primary Examiner — Eliza Z Harvey

(74) *Attorney, Agent, or Firm* — Collard & Roe, P.C.

(57) **CLAIM**

The ornamental design for an endoscope, as shown and described.

DESCRIPTION

FIG. 1 shows a left side view of an endoscope, showing my new design;

FIG. 2 is a top view thereof;

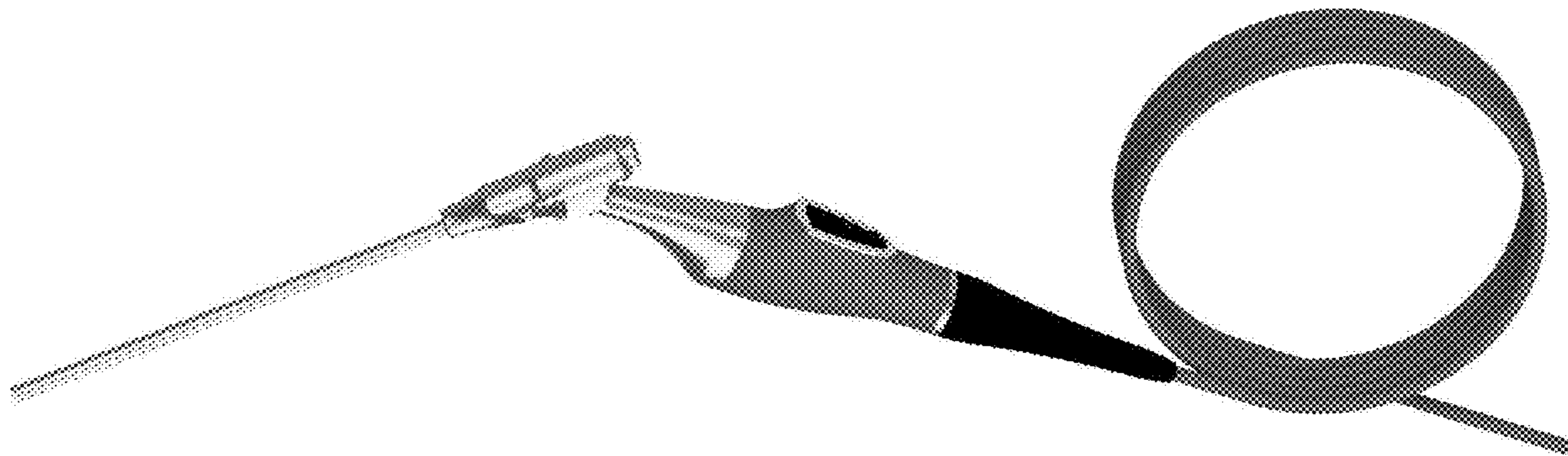
FIG. 3 is a front view thereof;

FIG. 4 is a rear view thereof;

FIG. 5 is a bottom view thereof; and,

FIG. 6 is a right side perspective view thereof.

1 Claim, 6 Drawing Sheets



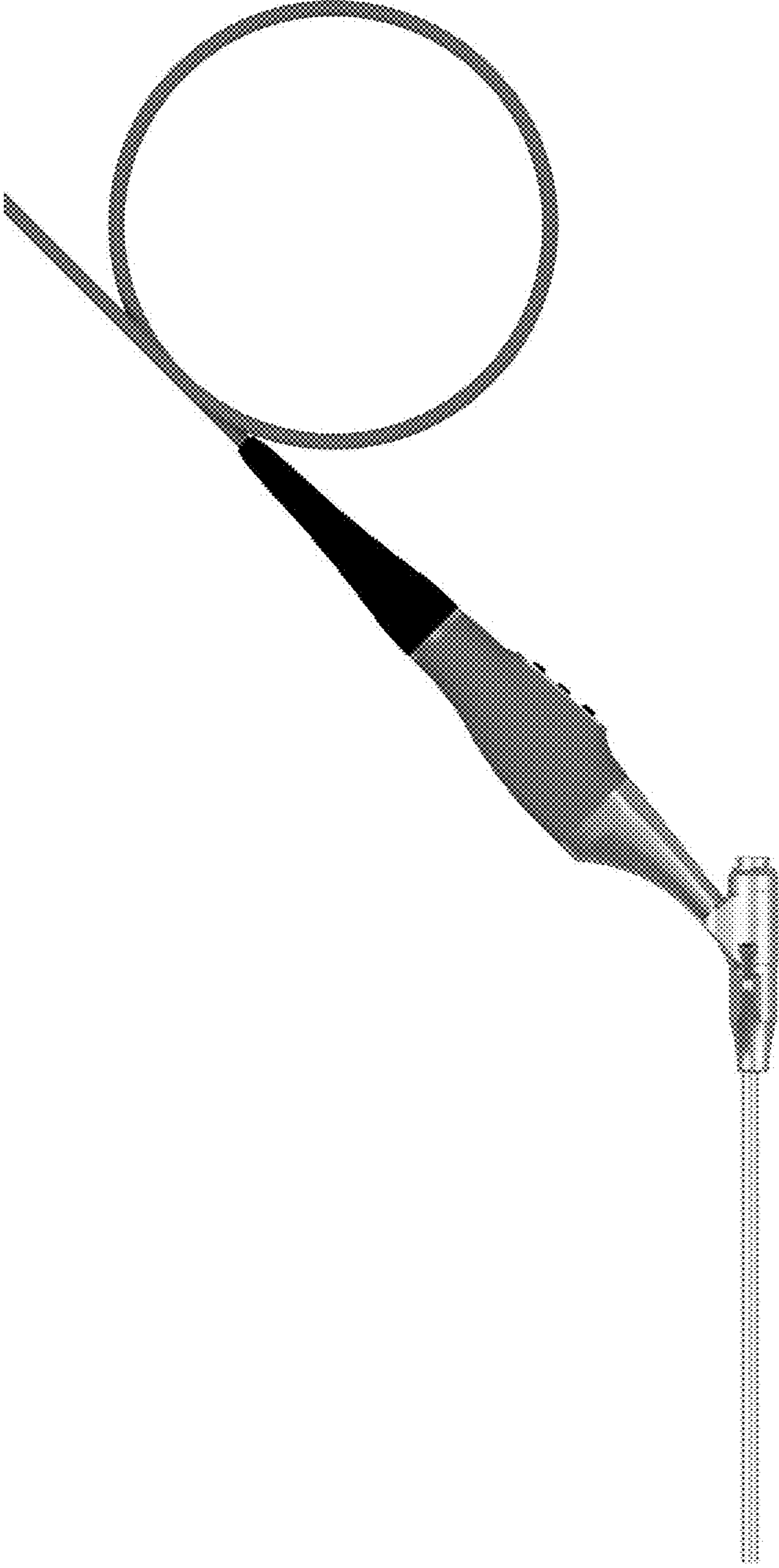


FIG. 1




FIG. 2




FIG. 3




FIG. 4




FIG. 5




FIG. 6